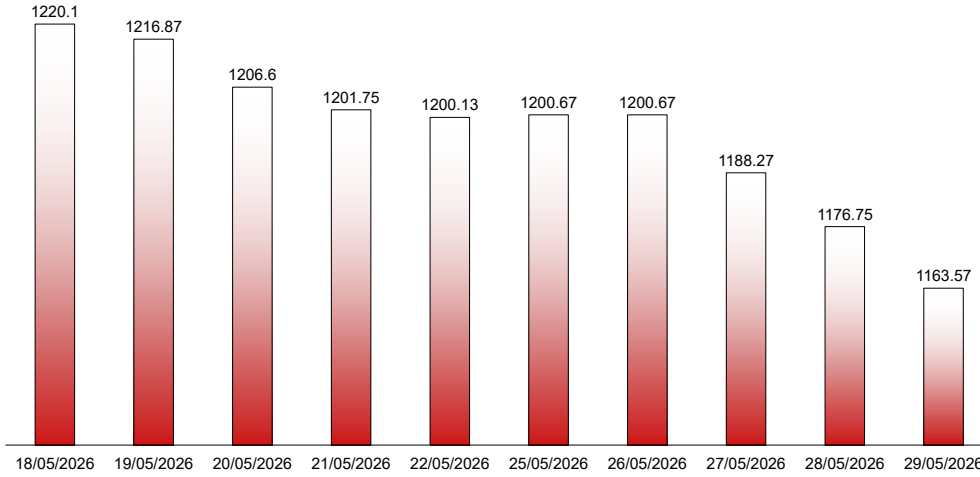




29/05/2026

**RIVERLAKE european TANKER INDEX (ReTI)\***



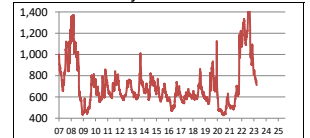
**ReTI values**

Max	01/04/26	1759.20
Today		1163.57
Min	20/11/20	427.37

**ReTI trends**

daily	-13.18
avg last decade	-131.49
avg last 30 days	-231.94

**ReTI since May 2007**



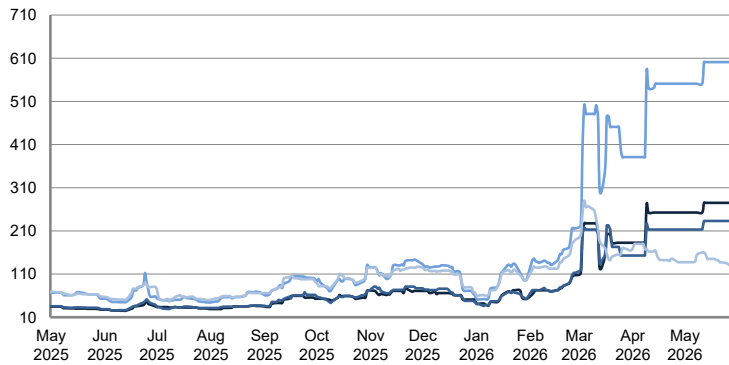
\* The Riverlake european Tanker Index (ReTI) is a composite index. All main European tanker movements are represented being six crude oil tanker routes, six clean petroleum products tanker routes and five dirty petroleum tanker routes. The oil tanker stems represented are between 6'000 MT to 135'000 MT. It covers all regions in Europe including the North Sea, Baltic Sea, UKContinent, Mediterranean and Black Sea.

**RIVERLAKE TANKER INDEX (RTI)**

**CRUDE OIL TANKERS**

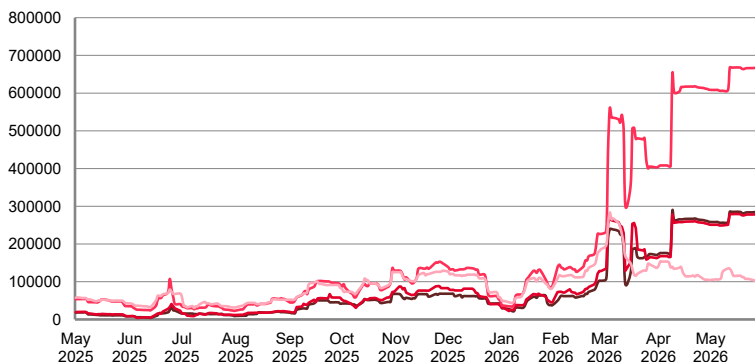
**VLCC**

**WORLDSCALE**



	TODAY	THURSDAY	DAILY TREND	MTD AVERAGE
AG / USG 280kT	275.0	275.0	▲	267.5
AG / UKC 280kT	233.0	233.0	▲	226.3
AG / EAST 270kT	601.0	601.0	▲	584.3
WAF / USG 260kT	126.5	130.0	▼	141.4

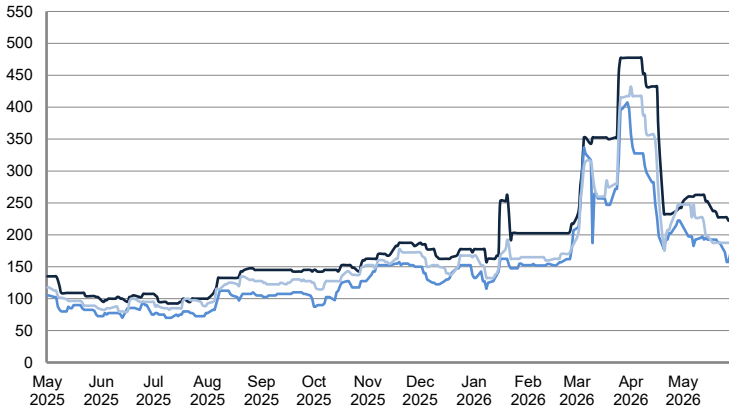
**TIME CHARTER EQUIVALENT (\$/DAY)**



	TODAY	THURSDAY	DAILY TREND	MTD AVERAGE
AG / USG 280kT	281,904.0	283,021.0	▼	275081.4
AG / UKC 280kT	276,088.0	277,199.0	▼	268793.1
AG / EAST 270kT	664,084.0	665,293.0	▼	646684.7
WAF / USG 260kT	98,521.0	101,675.0	▼	112073.0

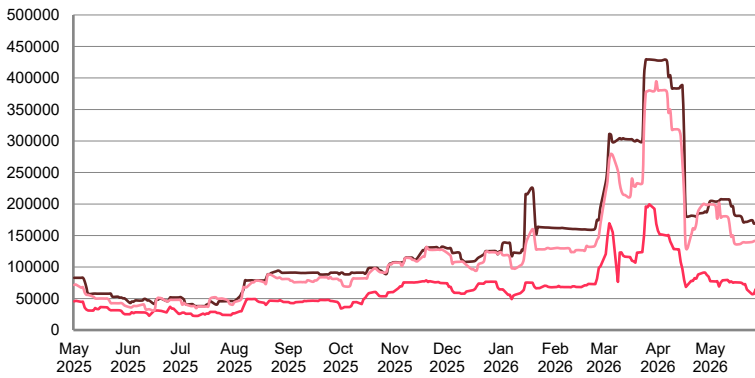
**SUEZMAX**

**WORLDSCALE**



	TODAY	THURSDAY	DAILY TREND	MTD AVERAGE
—BSEA / MED 135kT	222.5	222.5	▲	244.5
—WAF / USG 130kT	160.0	170.0	▼	141.4
—XMED 135kT	187.5	187.5	▲	209.0

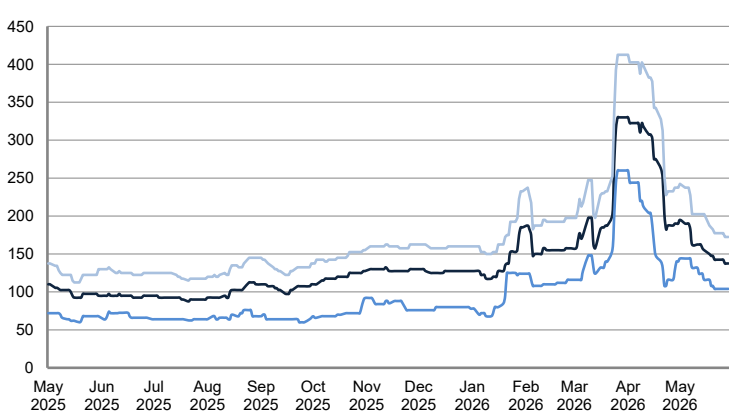
**TIME CHARTER EQUIVALENT (\$/DAY)**



	TODAY	THURSDAY	DAILY TREND	MTD AVERAGE
—BSEA / MED 135kT	170,158.0	169,729.0	▲	189318.4
—WAF / USG 130kT	59,483.0	64,654.0	▼	72458.4
—XMED 135kT	142,322.0	141,651.0	▲	160589.8

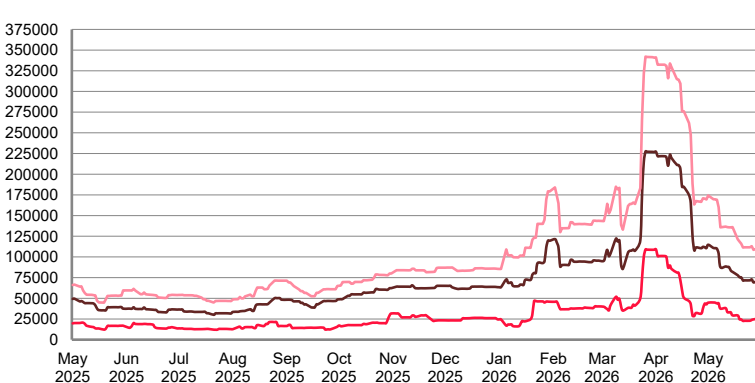
**AFRAMAX**

**WORLDSCALE**



	TODAY	THURSDAY	DAILY TREND	MTD AVERAGE
—BAL TIC / UKC 100kT	137.5	137.5	▲	158.9
—BAL TIC / STATES 100kT	104.0	104.0	▲	120.6
—NSEA / UKC 80kT	172.5	172.5	▲	199.0

**TIME CHARTER EQUIVALENT (\$/DAY)**

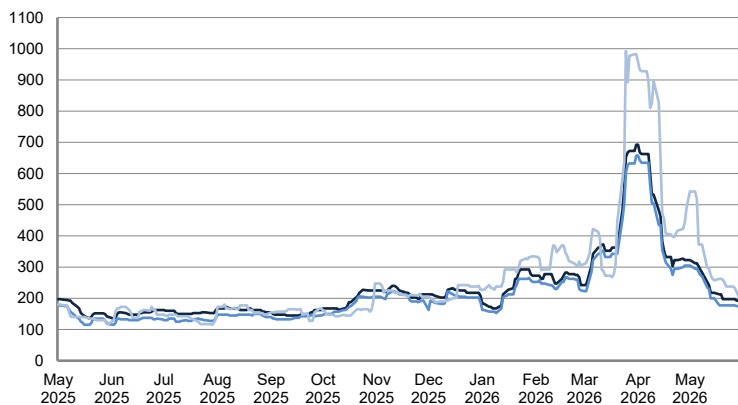


	TODAY	THURSDAY	DAILY TREND	MTD AVERAGE
—BAL TIC / UKC 100kT	70,054.0	69,815.0	▲	85377.1
—BAL TIC / STATES 100kT	25,112.0	24,894.0	▲	31987.2
—NSEA / UKC 80kT	109,585.0	109,314.0	▲	132849.6

CRUDE OIL TANKERS

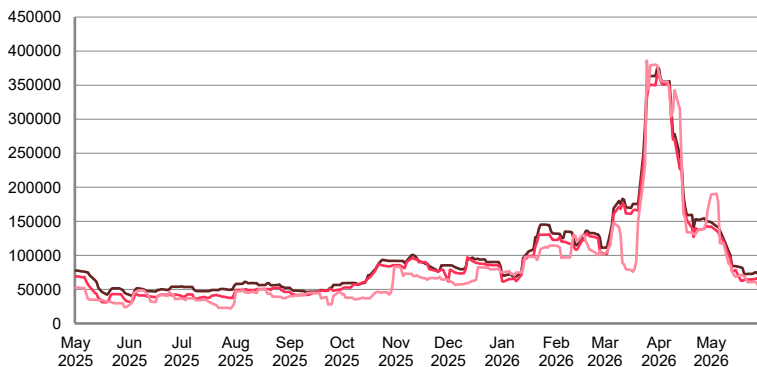
AFRAMAX

WORLDSCALE



	TODAY	THURSDAY	DAILY TREND	MTD AVERAGE
BSEA / MED 80kT	192.5	192.5	▬	236.5
XMED 80kT	175.0	175.0	▬	217.1
CAR / USA 70kT	207.5	220.0	▾	310.2

TIME CHARTER EQUIVALENT (\$/DAY)

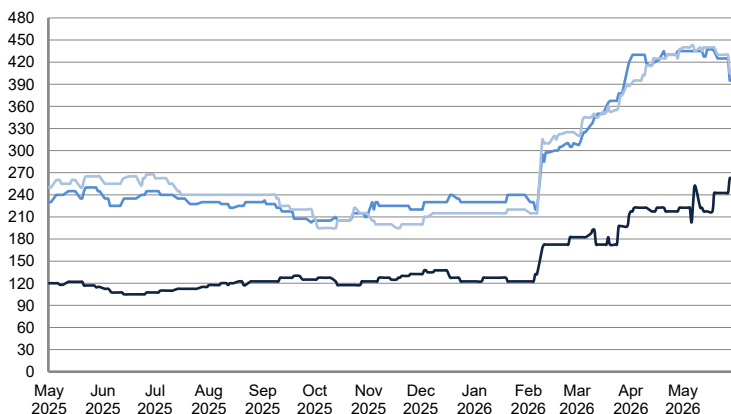


	TODAY	THURSDAY	DAILY TREND	MTD AVERAGE
BSEA / MED 80kT	72,753.0	72,413.0	▲	96865.5
XMED 80kT	65,601.0	65,095.0	▲	88628.6
CAR / USA 70kT	49,585.0	54,477.0	▾	91721.2

PRODUCT TANKERS

DPP

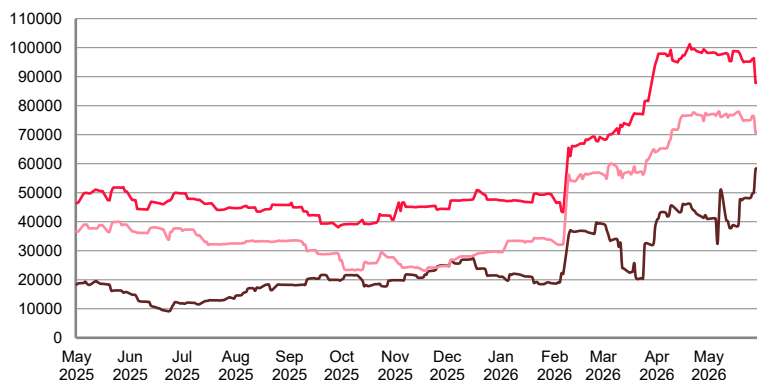
WORLDSCALE



	TODAY	THURSDAY	DAILY TREND	MTD AVERAGE
BALTIC / STATES 55kT	262.5	262.5	▬	233.0
BALTIC / UKC 30kT	395.0	395.0	▬	428.1
BSEA / MED 30kT	405.0	405.0	▬	433.8

\*Since 1 January 2023, rates from the Baltic, which included rates from Russian ports, are no longer quoted. This explains the correction.

TIME CHARTER EQUIVALENT (\$/DAY)

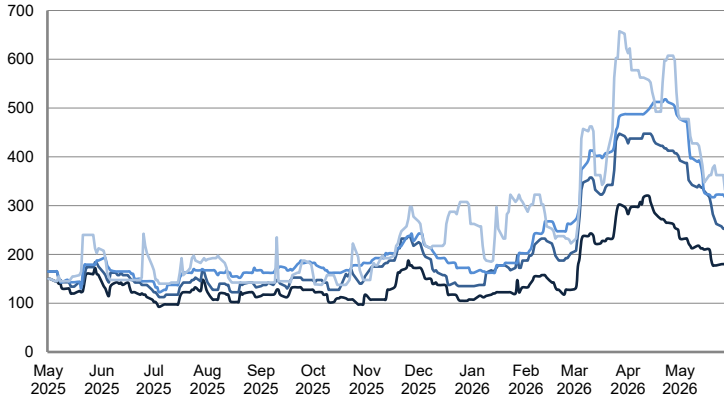


	TODAY	THURSDAY	DAILY TREND	MTD AVERAGE
BALTIC / STATES 55kT	58,402.0	58,133.0	▲	44763.3
BALTIC / UKC 30kT	88,000.0	87,839.0	▲	96158.4
BSEA / MED 30kT	70,854.0	70,700.0	▲	75985.0

PRODUCT TANKERS

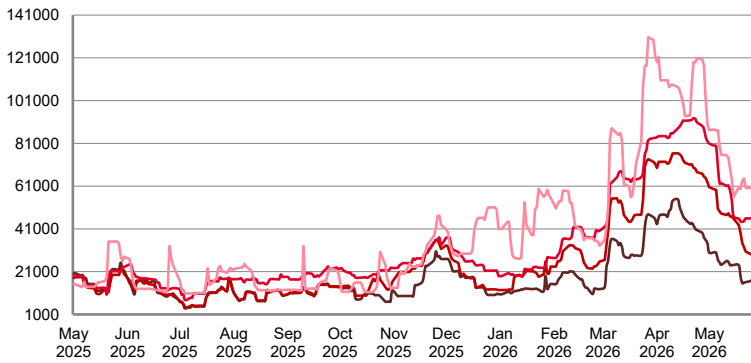
CPP

WORLDSCALE



	TODAY	THURSDAY	DAILY TREND	MTD AVERAGE
UKC / STATES 37kT	162.5	172.5	▼	201.3
UKC / WAF 33kT	227.5	237.5	▼	312.4
BALTIC / UKC 30kT	312.5	317.5	▼	366.4
BSEA / MED 30kT	292.5	332.5	▼	394.9

TIME CHARTER EQUIVALENT (\$/DAY)

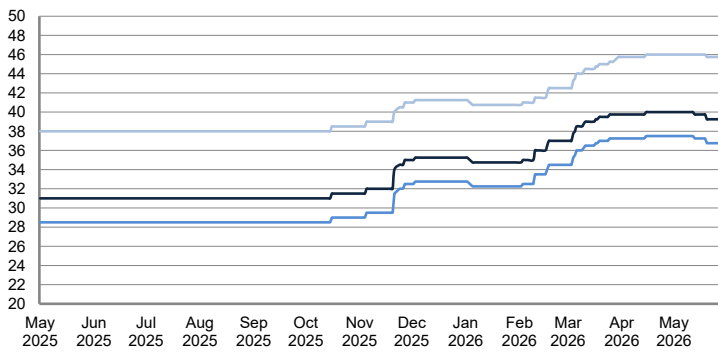


	TODAY	THURSDAY	DAILY TREND	MTD AVERAGE
UKC / STATES 37kT	14,273.0	16,575.0	▼	22081.6
UKC / WAF 33kT	24,160.0	26,278.0	▼	41872.1
BALTIC / UKC 30kT	45,255.0	46,228.0	▼	55856.7
BSEA / MED 30kT	44,993.0	54,466.0	▼	67917.8

SMALL TANKERS

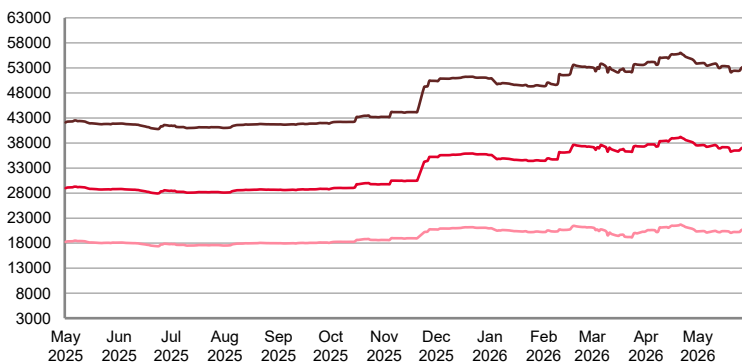
DPP

\$ / T



	TODAY	THURSDAY	DAILY TREND	MTD AVERAGE
BALTIC / UKC 15kT	39.3	39.3	▬	39.7
BALTIC / UKC 12kT	36.8	36.8	▬	37.2
BALTIC / UKC 6kT	45.8	45.8	▬	45.9

TIME CHARTER EQUIVALENT (\$/DAY)

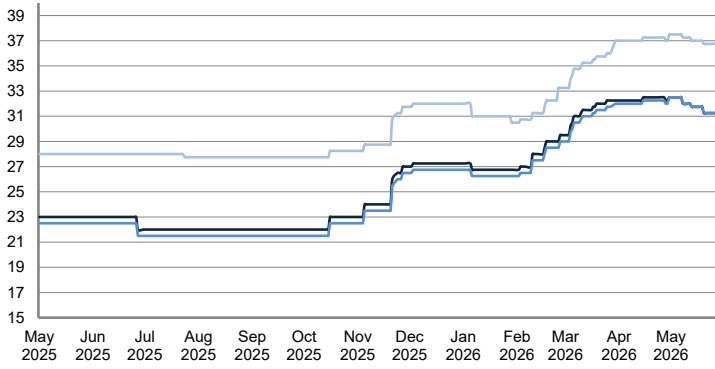


	TODAY	THURSDAY	DAILY TREND	MTD AVERAGE
BALTIC / UKC 15kT	53,495.0	53,393.0	▲	53247.0
BALTIC / UKC 10kT	37,357.0	37,274.0	▲	37100.4
BALTIC / UKC 6kT	20,937.0	20,869.0	▲	20361.5

SMALL TANKERS

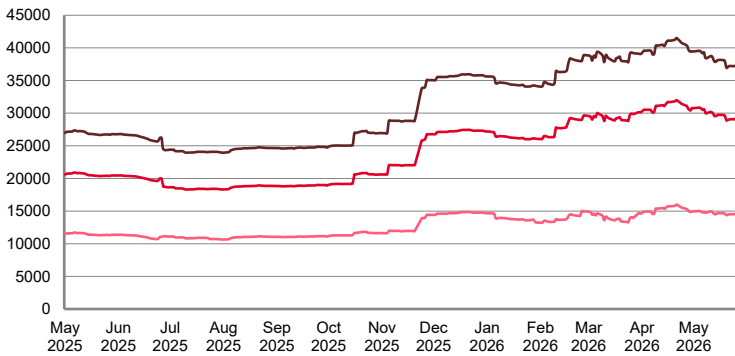
CPP

\$ / T



	TODAY	THURSDAY	DAILY TREND	MTD AVERAGE
BALTIC / UKC 15KT	31.3	31.3	▬	31.8
BALTIC / UKC 12KT	31.3	31.3	▬	31.8
BALTIC / UKC 6KT	36.6	36.5	▬	37.0

TIME CHARTER EQUIVALENT (\$/DAY)

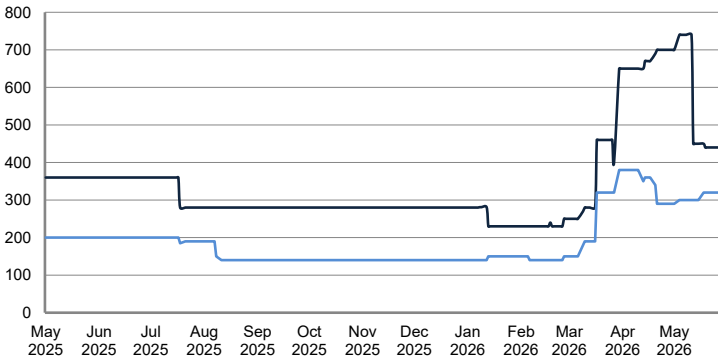


	TODAY	THURSDAY	DAILY TREND	MTD AVERAGE
BALTIC / UKC 15KT	38,325.0	38,220.0	▲	38265.1
BALTIC / UKC 12KT	29,899.0	29,819.0	▲	29847.7
BALTIC / UKC 6KT	15,072.0	14,936.0	▲	14756.8

SMALL TANKERS - AFRICA

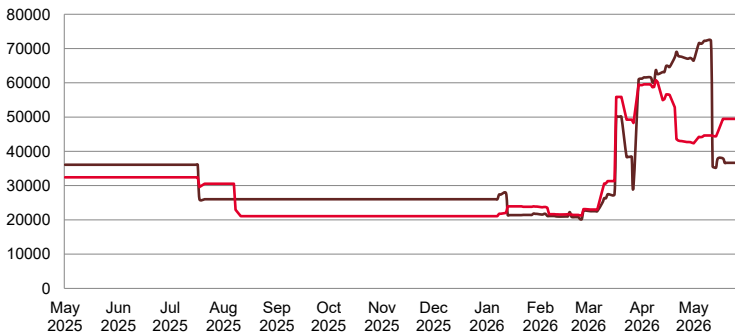
CPP

LUMPSUM (000's US\$)



	TODAY	THURSDAY	DAILY TREND	MTD AVERAGE
XWAF 15kT	440,000.0	440,000.0	▬	540476.2
XWAF 10kT	320,000.0	320,000.0	▬	309047.6

TIME CHARTER EQUIVALENT (\$/DAY)



	TODAY	THURSDAY	DAILY TREND	MTD AVERAGE
XWAF 15kT	41,042.0	37,166.0	▲	48330.5
XWAF 10kT	51,813.0	49,765.0	▲	46929.1

Disclaimer:

This publication has been prepared by Riverlake.

While every care has been taken to ensure the accuracy of the information contained in the document, Riverlake does not assume or accept any responsibility for the correctness or completeness of the material set out herein. The rates contained in this publication are indicative only and are subject to change without notice.

The views expressed do not necessarily reflect the views of Riverlake or any of the Riverlake affiliated companies. It should not be seen or regarded as a business recommendation or a solicitation to do business.

This publication is copyright of Riverlake. Unauthorised reproduction or redistribution is prohibited unless approved by Riverlake.