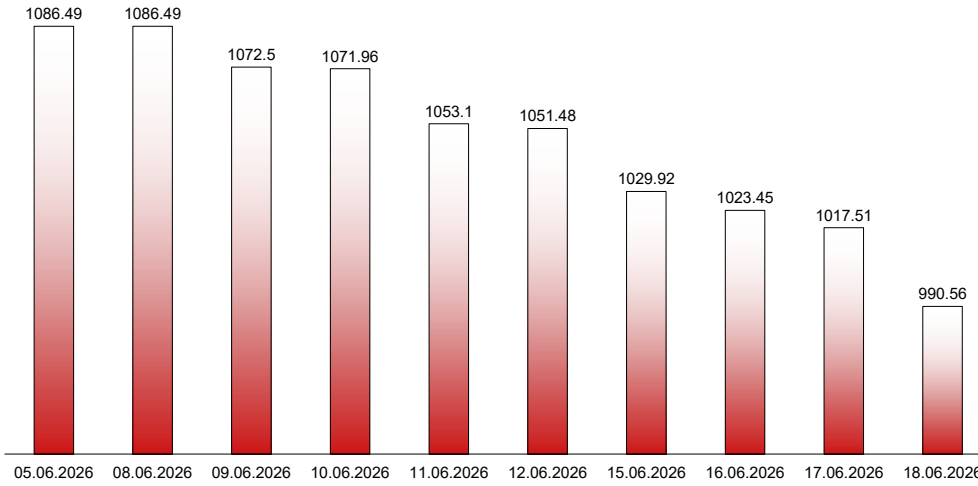




18.06.2026

**RIVERLAKE european TANKER INDEX (ReTI)\***

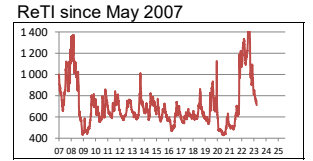


ReTI values

Max	01.04.26	1759.20
Today		990.56
Min	20.11.20	427.37

ReTI trends

daily	-26.95
avg last decade	-109.10
avg last 30 days	-410.28



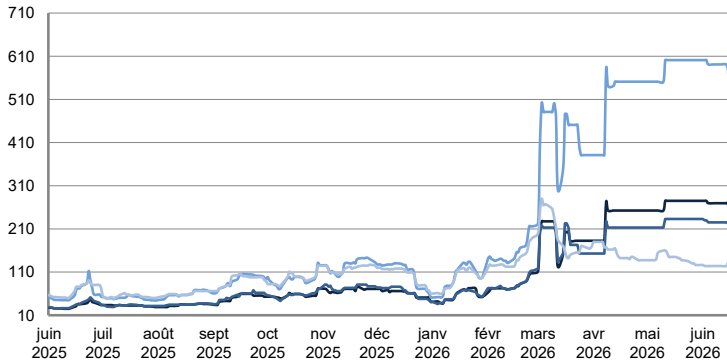
\* The Riverlake european Tanker Index (ReTI) is a composite index. All main European tanker movements are represented being six crude oil tanker routes, six clean petroleum products tanker routes and five dirty petroleum tanker routes. The oil tanker stems represented are between 6'000 MT to 135'000 MT. It covers all regions in Europe including the North Sea, Baltic Sea, UKContinent, Mediterranean and Black Sea.

**RIVERLAKE TANKER INDEX (RTI)**

**CRUDE OIL TANKERS**

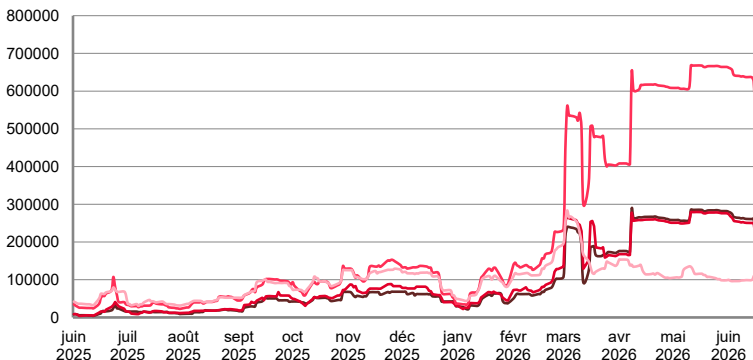
VLCC

**WORLDSCALE**



	TODAY	WEDNESDAY	DAILY TREND	MTD AVERAGE
AG / USG 280kT	232.5	232.5	▲	265.8
AG / UKC 280kT	195.0	195.0	▲	222.6
AG / EAST 270kT	501.0	501.0	▲	580.3
WAF / USG 260kT	164.0	139.0	▲	128.8

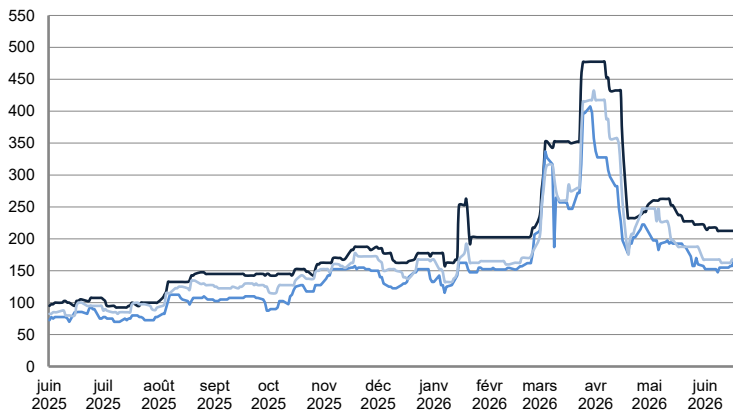
**TIME CHARTER EQUIVALENT (\$/DAY)**



	TODAY	WEDNESDAY	DAILY TREND	MTD AVERAGE
AG / USG 280kT	217 623.0	217 967.0	▼	260752.9
AG / UKC 280kT	209 031.0	209 368.0	▼	251219.6
AG / EAST 270kT	530 371.0	530 792.0	▼	628591.2
WAF / USG 260kT	148 204.0	119 189.0	▲	103871.3

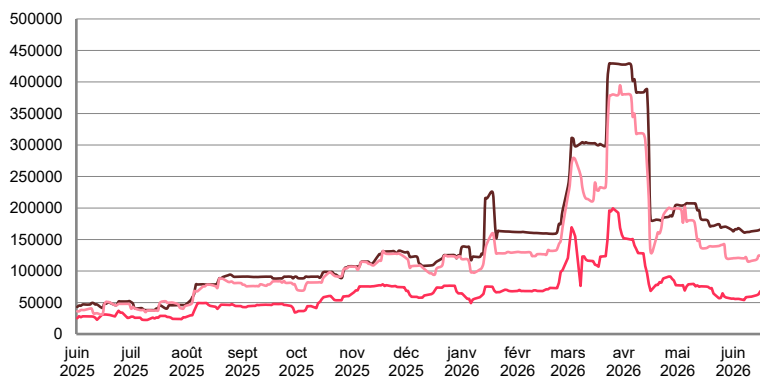
**SUEZMAX**

**WORLDSCALE**



	TODAY	WEDNESDAY	DAILY TREND	MTD AVERAGE
—BSEA / MED 135KT	212.5	212.5	▲	214.8
—WAF / USG 130KT	165.0	157.5	▲	128.8
—XMED 135KT	167.5	167.5	▲	166.1

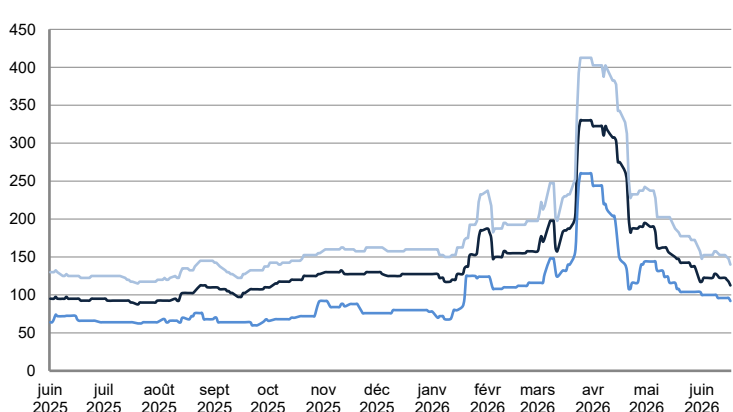
**TIME CHARTER EQUIVALENT (\$/DAY)**



	TODAY	WEDNESDAY	DAILY TREND	MTD AVERAGE
—BSEA / MED 135KT	165 790.0	164 674.0	▲	164503.9
—WAF / USG 130KT	67 920.0	62 944.0	▲	58562.9
—XMED 135KT	124 380.0	124 257.0	▲	119924.8

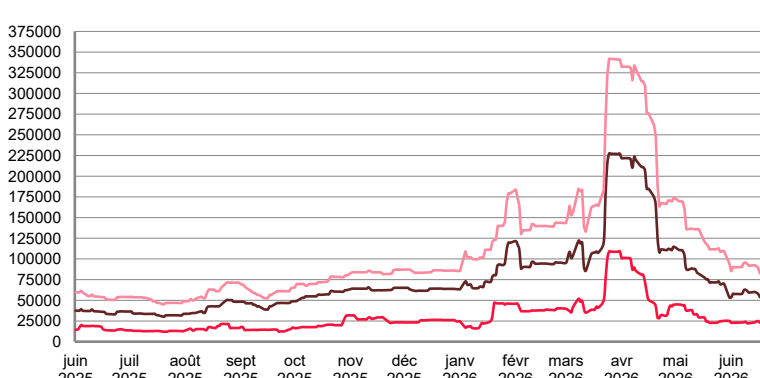
**AFRAMAX**

**WORLDSCALE**



	TODAY	WEDNESDAY	DAILY TREND	MTD AVERAGE
—BAL TIC / UKC 100KT	112.5	117.5	▼	121.4
—BAL TIC / STATES 100KT	92.0	96.0	▼	98.3
—NSEA / UKC 80KT	140.0	147.5	▼	152.0

**TIME CHARTER EQUIVALENT (\$/DAY)**

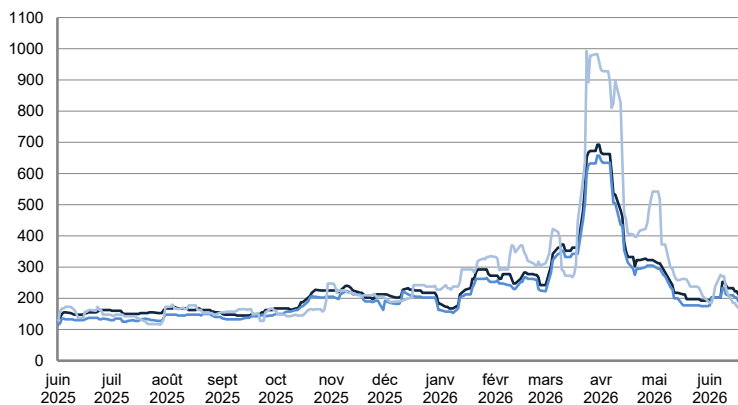


	TODAY	WEDNESDAY	DAILY TREND	MTD AVERAGE
—BAL TIC / UKC 100KT	53 849.0	57 794.0	▼	58156.7
—BAL TIC / STATES 100KT	22 922.0	24 950.0	▼	23384.4
—NSEA / UKC 80KT	82 395.0	89 504.0	▼	90876.7

CRUDE OIL TANKERS

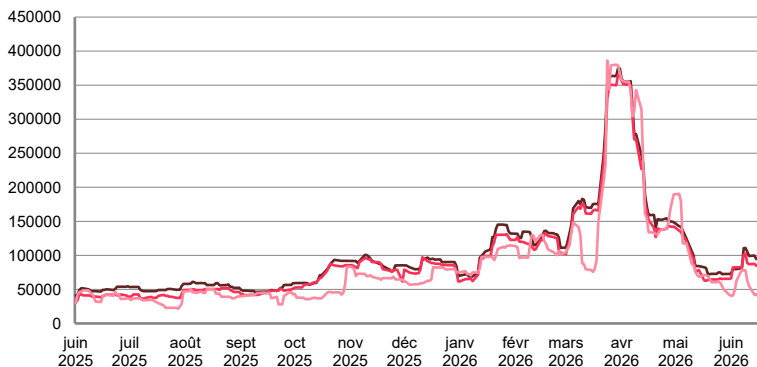
AFRAMAX

WORLDSCALE



	TODAY	WEDNESDAY	DAILY TREND	MTD AVERAGE
BSEA / MED 80kT	212.5	222.5	▼	218.9
XMED 80kT	190.0	202.5	▼	203.9
CAR / USA 70kT	170.0	175.0	▼	213.0

TIME CHARTER EQUIVALENT (\$/DAY)

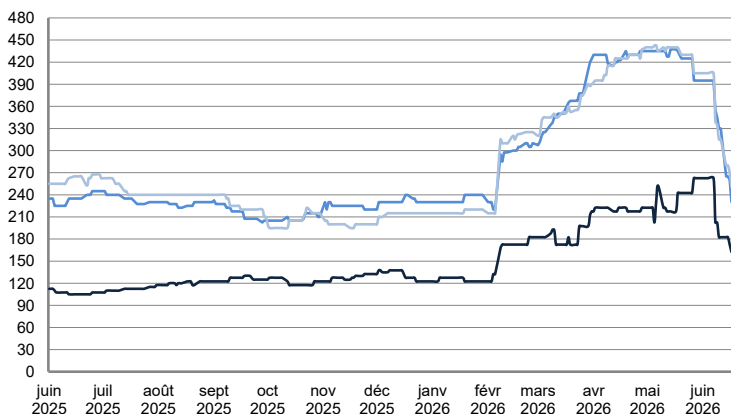


	TODAY	WEDNESDAY	DAILY TREND	MTD AVERAGE
BSEA / MED 80kT	89 761.0	94 997.0	▼	90821.2
XMED 80kT	77 495.0	85 258.0	▼	83966.0
CAR / USA 70kT	37 999.0	39 615.0	▼	53618.7

PRODUCT TANKERS

DPP

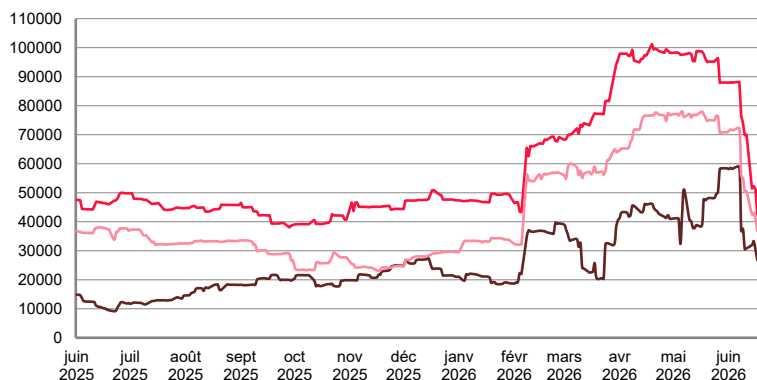
WORLDSCALE



	TODAY	WEDNESDAY	DAILY TREND	MTD AVERAGE
BALTIC / STATES 55kT	162.5	172.5	▼	217.5
BALTIC / UKC 30kT	230.0	260.0	▼	339.3
BSEA / MED 30kT	250.0	270.0	▼	343.9

\*Since 1 January 2023, rates from the Baltic, which included rates from Russian ports, are no longer quoted. This explains the correction.

TIME CHARTER EQUIVALENT (\$/DAY)

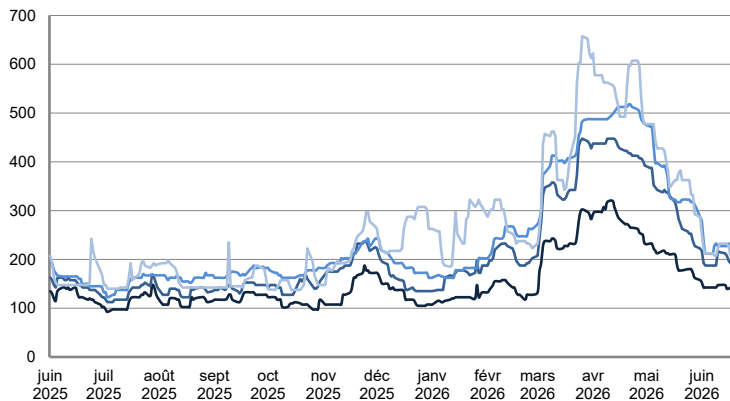


	TODAY	WEDNESDAY	DAILY TREND	MTD AVERAGE
BALTIC / STATES 55kT	26 837.0	30 355.0	▼	43488.7
BALTIC / UKC 30kT	42 498.0	51 245.0	▼	72579.2
BSEA / MED 30kT	36 825.0	41 002.0	▼	57464.1

PRODUCT TANKERS

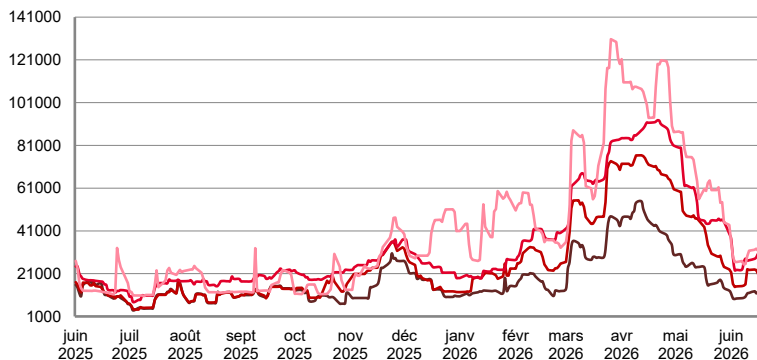
CPP

WORLDSCALE



	TODAY	WEDNESDAY	DAILY TREND	MTD AVERAGE
UKC / STATES 37kT	142.5	140.0	▲	145.0
UKC / WAF 33kT	192.5	197.5	▼	200.9
BALTIC / UKC 30kT	227.5	232.5	▼	233.6
BSEA / MED 30kT	207.5	227.5	▼	226.4

TIME CHARTER EQUIVALENT (\$/DAY)

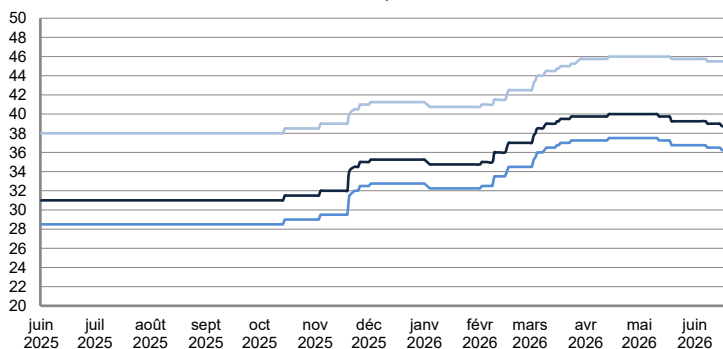


	TODAY	WEDNESDAY	DAILY TREND	MTD AVERAGE
UKC / STATES 37kT	13 071.0	12 320.0	▲	11134.9
UKC / WAF 33kT	19 887.0	20 914.0	▼	19260.4
BALTIC / UKC 30kT	29 241.0	30 256.0	▼	28468.8
BSEA / MED 30kT	27 610.0	31 825.0	▼	30324.5

SMALL TANKERS

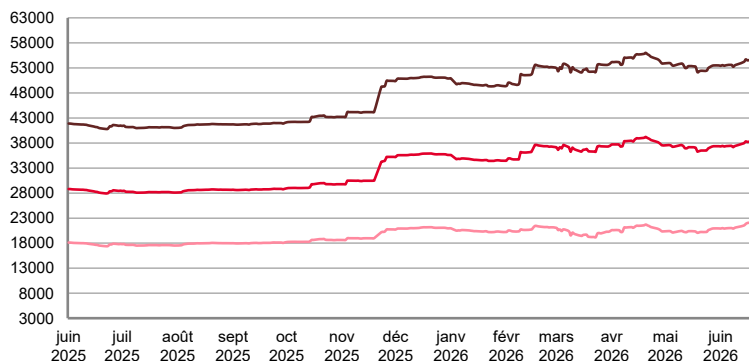
DPP

\$ / T



	TODAY	WEDNESDAY	DAILY TREND	MTD AVERAGE
BALTIC / UKC 15kT	38.8	38.8	■	39.1
BALTIC / UKC 12kT	36.3	36.3	■	36.6
BALTIC / UKC 6kT	45.5	45.5	■	45.6

TIME CHARTER EQUIVALENT (\$/DAY)

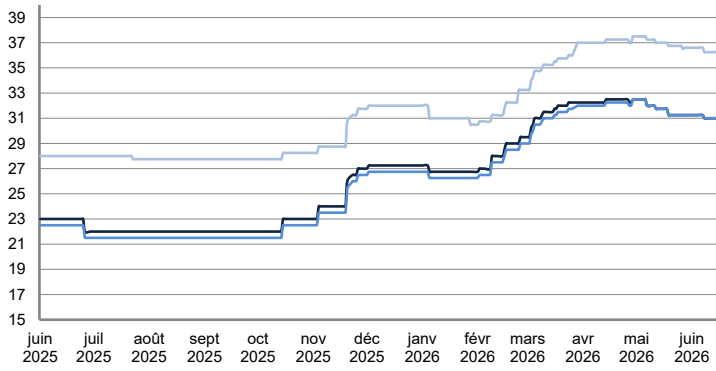


	TODAY	WEDNESDAY	DAILY TREND	MTD AVERAGE
BALTIC / UKC 15kT	54 585.0	54 510.0	▲	53808.3
BALTIC / UKC 10kT	38 271.0	38 206.0	▲	37619.6
BALTIC / UKC 6kT	22 075.0	22 021.0	▲	21252.1

SMALL TANKERS

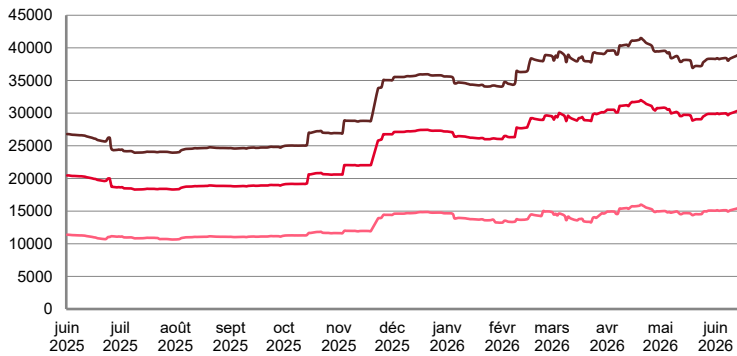
CPP

\$ / T



	TODAY	WEDNESDAY	DAILY TREND	MTD AVERAGE
BALTIC / UKC 15kT	30.8	30.8	▬	31.1
BALTIC / UKC 12kT	30.8	30.8	▬	31.1
BALTIC / UKC 6kT	36.0	36.0	▬	36.4

TIME CHARTER EQUIVALENT (\$/DAY)

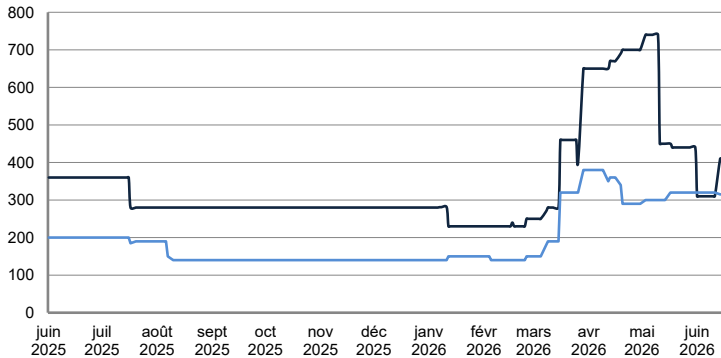


	TODAY	WEDNESDAY	DAILY TREND	MTD AVERAGE
BALTIC / UKC 15kT	39 356.0	39 270.0	▲	38611.1
BALTIC / UKC 12kT	30 709.0	30 644.0	▲	30125.9
BALTIC / UKC 6kT	15 808.0	15 756.0	▲	15269.9

SMALL TANKERS - AFRICA

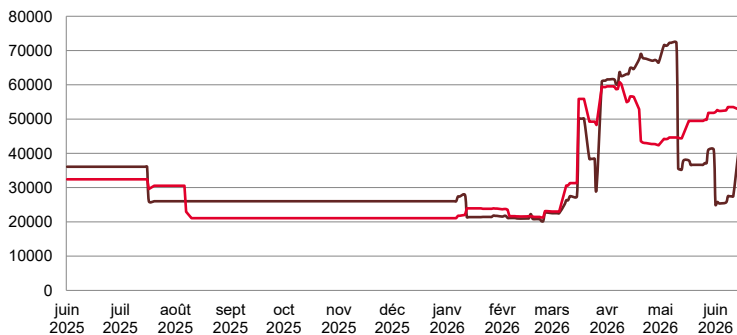
CPP

LUMPSUM (000's US\$)



	TODAY	WEDNESDAY	DAILY TREND	MTD AVERAGE
XWAF 15kT	410 000.0	410 000.0	▬	347857.1
XWAF 10kT	330 000.0	315 000.0	▲	319642.9

TIME CHARTER EQUIVALENT (\$/DAY)



	TODAY	WEDNESDAY	DAILY TREND	MTD AVERAGE
XWAF 15kT	40 774.0	40 774.0	▬	31482.7
XWAF 10kT	55 835.0	53 000.0	▲	53018.6

Disclaimer:

This publication has been prepared by Riverlake.

While every care has been taken to ensure the accuracy of the information contained in the document, Riverlake does not assume or accept any responsibility for the correctness or completeness of the material set out herein. The rates contained in this publication are indicative only and are subject to change without notice.

The views expressed do not necessarily reflect the views of Riverlake or any of the Riverlake affiliated companies. It should not be seen or regarded as a business recommendation or a solicitation to do business.

This publication is copyright of Riverlake. Unauthorised reproduction or redistribution is prohibited unless approved by Riverlake.