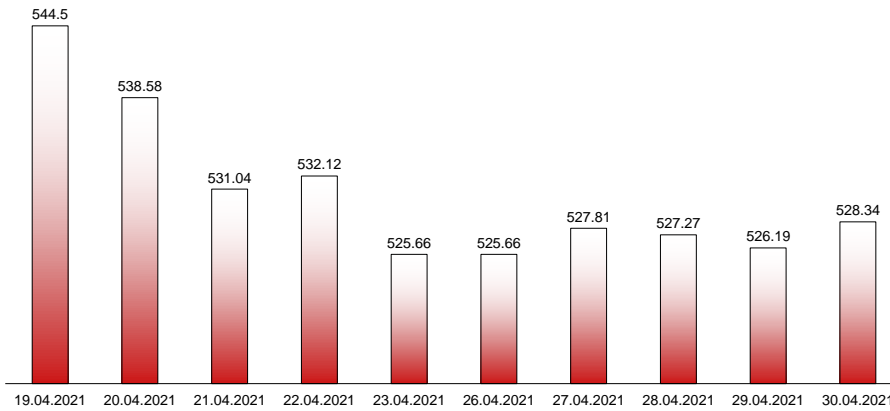




30.04.2021

RIVERLAKE european TANKER INDEX (ReTI)*

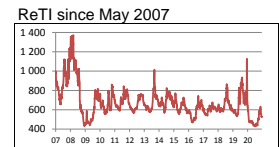


ReTI values

Max	24.07.08	1372.70
Today		528.34
Min	20.11.20	427.37

ReTI trends

daily	2.15
avg last decade	-39.14
avg last 30 days	14.89



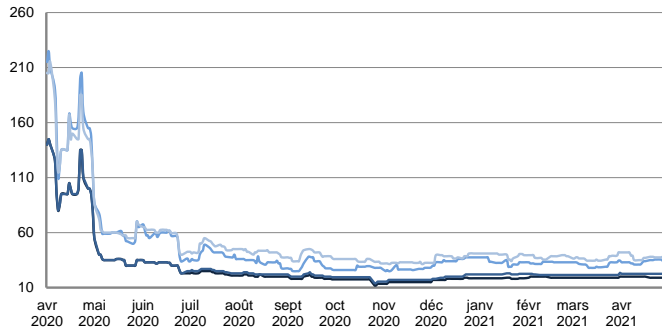
* The Riverlake european Tanker Index (ReTI) is a composite index. All main European tanker movements are represented being six crude oil tanker routes, six clean petroleum products tanker routes and five dirty petroleum tanker routes. The oil tanker stems represented are between 6'000 MT to 135'000 MT. It covers all regions in Europe including the North Sea, Baltic Sea, UKContinent, Mediterranean and Black Sea.

RIVERLAKE TANKER INDEX (RTI)

CRUDE OIL TANKERS

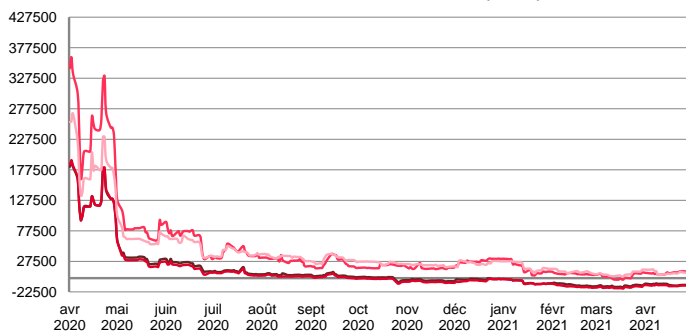
VLCC

WORLDSCALE



	TODAY	THURSDAY	DAILY TREND	MTD AVERAGE
AG / USG 280kT	19.0	19.0	—	19.5
AG / UKC 280kT	22.5	22.5	—	22.5
AG / EAST 270kT	36.5	35.5	▲	33.7
WAF / USG 260kT	44.0	43.0	▲	38.6

TIME CHARTER EQUIVALENT (\$/DAY)

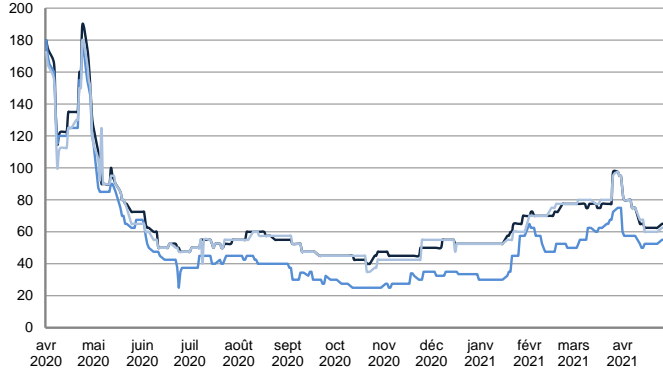


	TODAY	THURSDAY	DAILY TREND	MTD AVERAGE
AG / USG 280kT	-11 952.0	-11 784.0	▼	-10480.7
AG / UKC 280kT	-12 970.0	-12 800.0	▼	-12153.7
AG / EAST 270kT	11 711.0	10 480.0	▲	8726.5
WAF / USG 260kT	15 558.0	14 259.0	▲	9719.2

CRUDE OIL TANKERS

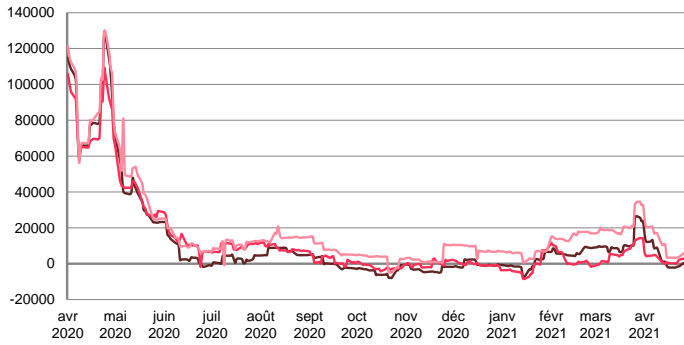
SUEZMAX

WORLDSCALE



	TODAY	THURSDAY	DAILY TREND	MTD AVERAGE
BSEA / MED 135kT	60.0	65.0	▼	68.3
WAF / USG 130kT	50.0	50.0	▬	38.6
XMED 135kT	62.5	62.5	▬	67.5

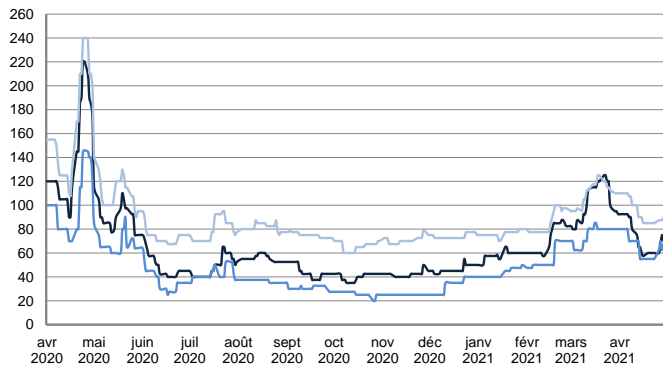
TIME CHARTER EQUIVALENT (\$/DAY)



	TODAY	THURSDAY	DAILY TREND	MTD AVERAGE
BSEA / MED 135kT	-4 096.0	-12.0	▼	3107.1
WAF / USG 130kT	-385.0	-539.0	▲	2043.8
XMED 135kT	5 784.0	5 951.0	▼	10219.1

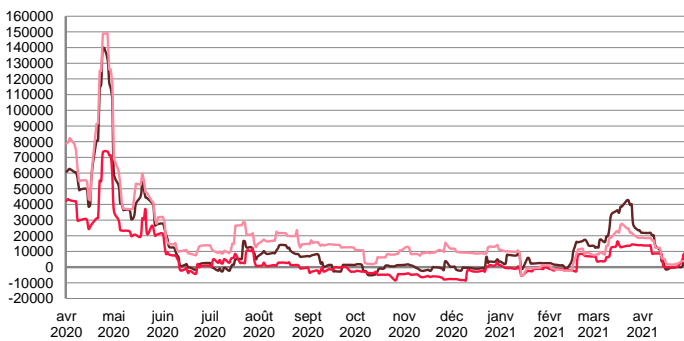
AFRAMAX

WORLDSCALE



	TODAY	THURSDAY	DAILY TREND	MTD AVERAGE
BALTIC / UKC 100kT	70.0	70.0	▬	72.5
BALTIC / STATES 100kT	67.5	67.5	▬	65.5
NSEA / UKC 80kT	90.0	90.0	▬	94.4

TIME CHARTER EQUIVALENT (\$/DAY)

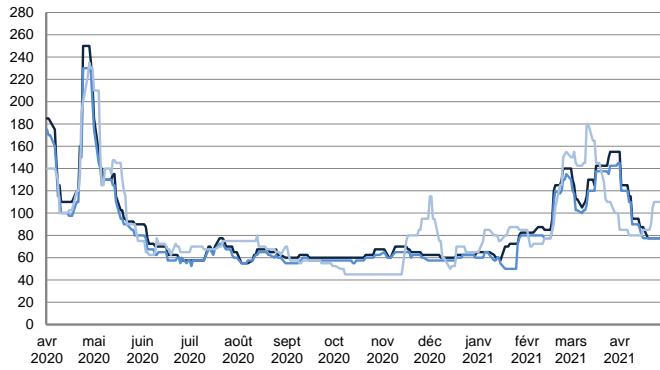


	TODAY	THURSDAY	DAILY TREND	MTD AVERAGE
BALTIC / UKC 100kT	6 390.0	6 468.0	▼	8442.4
BALTIC / STATES 100kT	6 475.0	6 505.0	▼	5809.0
NSEA / UKC 80kT	4 974.0	5 110.0	▼	8288.4

CRUDE OIL TANKERS

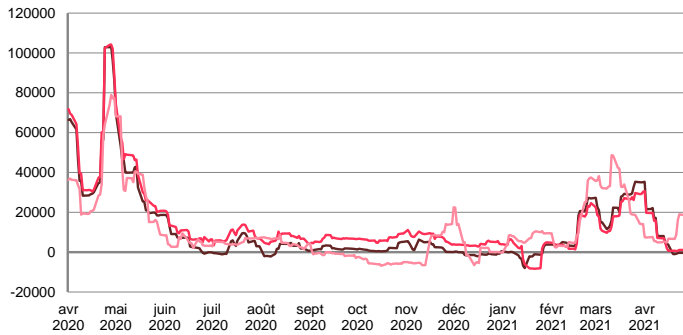
AFRAMAX

WORLDSCALE



	TODAY	THURSDAY	DAILY TREND	MTD AVERAGE
BSEA / MED 80KT	97.5	87.5	▲	96.3
XMED 80KT	95.0	85.0	▲	92.6
CAR / USA 70KT	95.0	95.0	■	90.0

TIME CHARTER EQUIVALENT (\$/DAY)

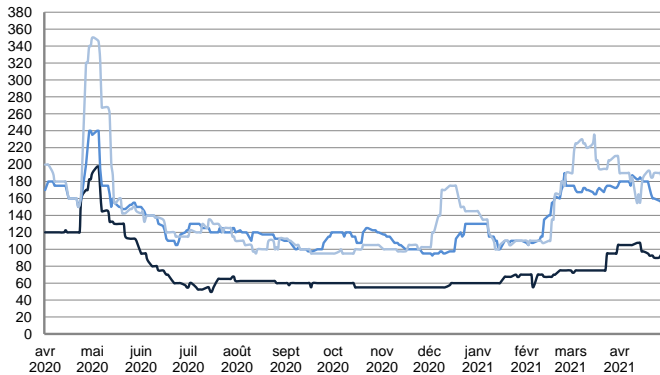


	TODAY	THURSDAY	DAILY TREND	MTD AVERAGE
BSEA / MED 80KT	8 124.0	3 772.0	▲	8238.3
XMED 80KT	8 464.0	4 342.0	▲	7771.4
CAR / USA 70KT	11 612.0	11 519.0	▲	9454.5

PRODUCT TANKERS

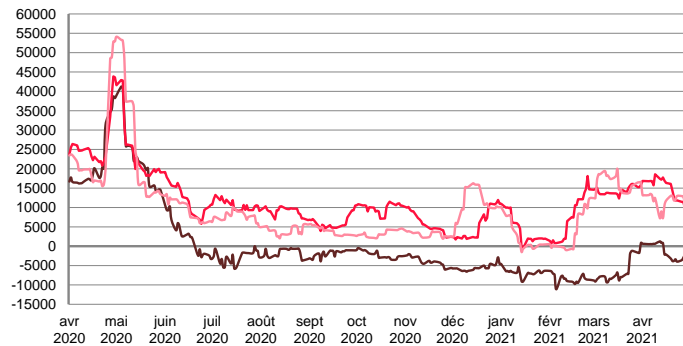
DPP

WORLDSCALE



	TODAY	THURSDAY	DAILY TREND	MTD AVERAGE
BALTIC / STATES 55kT	95.0	95.0	■	99.2
BALTIC / UKC 30kT	150.0	150.0	■	171.7
BSEA / MED 30kT	170.0	175.0	▼	181.8

TIME CHARTER EQUIVALENT (\$/DAY)

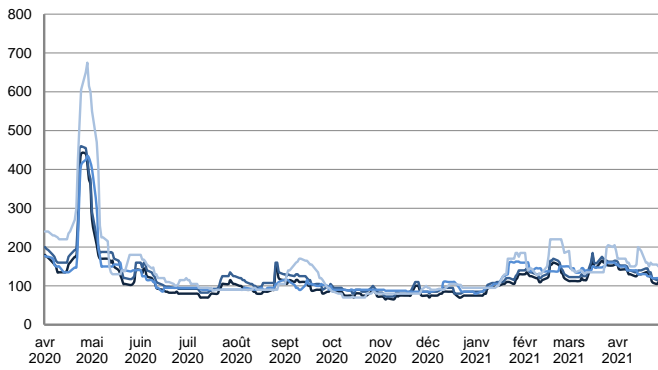


	TODAY	THURSDAY	DAILY TREND	MTD AVERAGE
BALTIC / STATES 55kT	-2 778.0	-2 763.0	▼	-1356.9
BALTIC / UKC 30kT	9 499.0	9 517.0	▼	14663.8
BSEA / MED 30kT	9 165.0	10 133.0	▼	11599.3

PRODUCT TANKERS

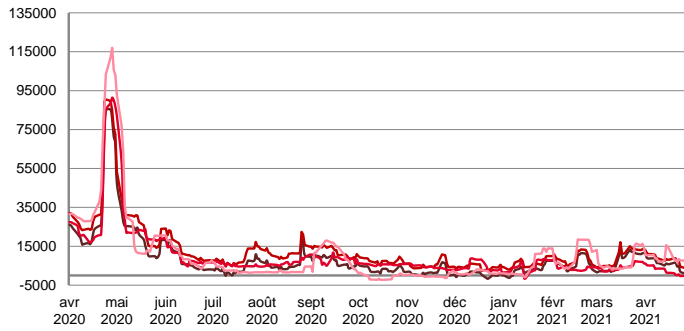
CPP

WORLDSCALE



	TODAY	THURSDAY	DAILY TREND	MTD AVERAGE
UKC / STATES 37kT	110.0	110.0	■	127.0
UKC / WAF 33kT	120.0	120.0	■	137.0
BALTIC / UKC 30kT	120.0	120.0	■	132.7
BSEA / MED 30kT	140.0	140.0	■	161.8

TIME CHARTER EQUIVALENT (\$/DAY)

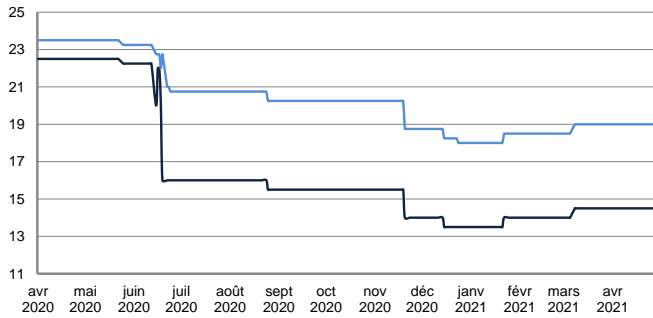


	TODAY	THURSDAY	DAILY TREND	MTD AVERAGE
UKC / STATES 37kT	1 870.0	1 882.0	▼	5467.6
UKC / WAF 33kT	4 454.0	4 457.0	▼	7828.0
BALTIC / UKC 30kT	-339.0	-324.0	▼	2006.2
BSEA / MED 30kT	4 743.0	4 852.0	▼	8859.6

SMALL TANKERS

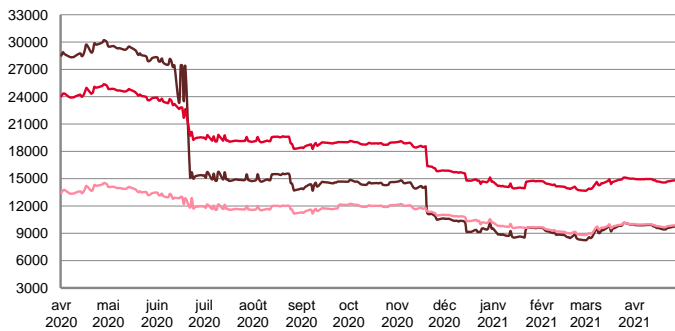
DPP

\$ / T



	TODAY	THURSDAY	DAILY TREND	MTD AVERAGE
BALTIC / UKC 15kT	14.5	14.5	■	14.5
BALTIC / UKC 12kT	19.0	19.0	■	19.0
BALTIC / UKC 6kT	26.5	26.5	■	26.5

TIME CHARTER EQUIVALENT (\$/DAY)

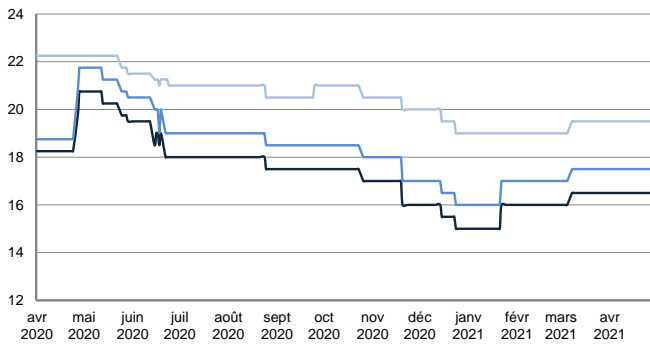


	TODAY	THURSDAY	DAILY TREND	MTD AVERAGE
BALTIC / UKC 15kT	9 574.0	9 586.0	▼	9717.7
BALTIC / UKC 10kT	14 682.0	14 697.0	▼	14803.5
BALTIC / UKC 6kT	9 763.0	9 777.0	▼	9862.6

SMALL TANKERS

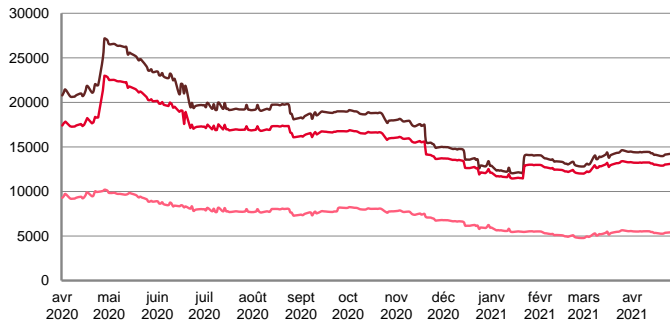
CPP

\$ / T



	TODAY	THURSDAY	DAILY TREND	MTD AVERAGE
BALTIC / UKC 15kT	16.5	16.5	▲	16.5
BALTIC / UKC 12kT	17.5	17.5	▲	17.5
BALTIC / UKC 6kT	19.5	19.5	▲	19.5

TIME CHARTER EQUIVALENT (\$/DAY)

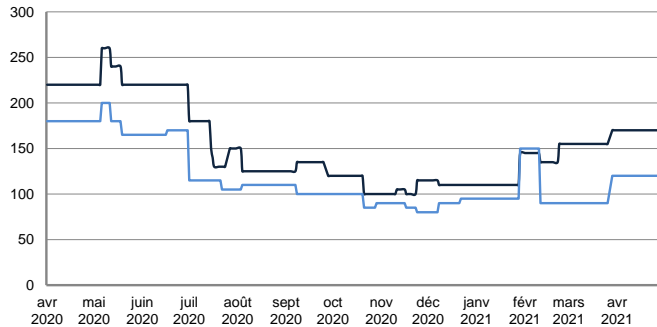


	TODAY	THURSDAY	DAILY TREND	MTD AVERAGE
BALTIC / UKC 15kT	14 083.0	14 111.0	▼	14241.5
BALTIC / UKC 12kT	12 983.0	13 003.0	▼	13103.5
BALTIC / UKC 6kT	5 323.0	5 341.0	▼	5418.5

SMALL TANKERS - AFRICA

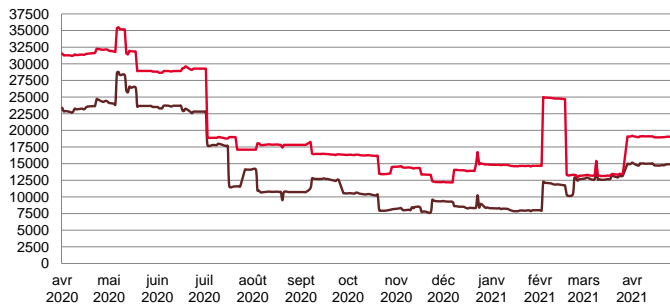
CPP

LUMPSUM (000's US\$)



	TODAY	THURSDAY	DAILY TREND	MTD AVERAGE
XWAF 15kT	170 000.0	170 000.0	▲	170000.0
XWAF 10kT	120 000.0	120 000.0	▲	120000.0

TIME CHARTER EQUIVALENT (\$/DAY)



	TODAY	THURSDAY	DAILY TREND	MTD AVERAGE
XWAF 15kT	14 716.0	14 787.0	▼	14886.2
XWAF 10kT	18 944.0	18 979.0	▼	19039.8

Disclaimer:

This report has been prepared by Riverlake. The rates contained herein are indicative only. Rate indications are as of the date of publication and are subject to change without notice. Riverlake does not assume any liability or responsibility for the correctness or completeness of the information contained herein. The above report is Copyright of Riverlake. No unauthorised reproduction or redistribution without permission from Riverlake Shipping.