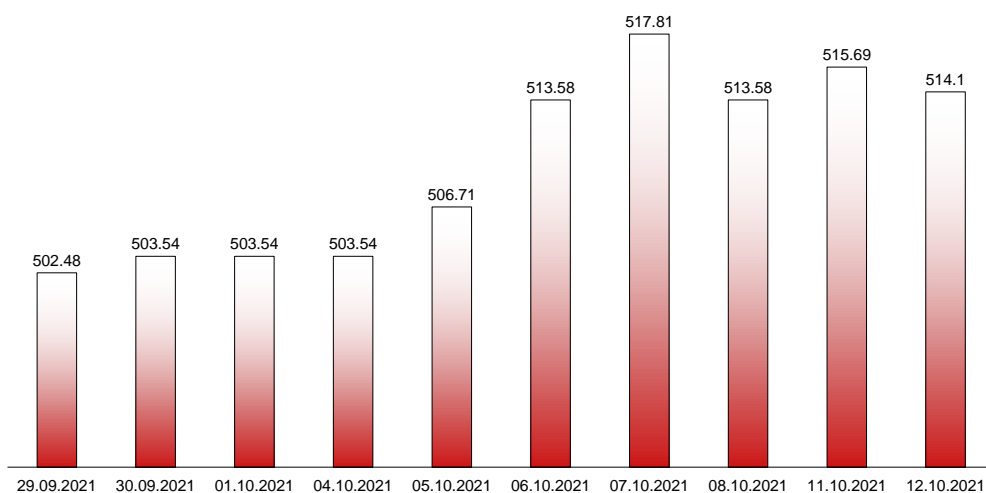




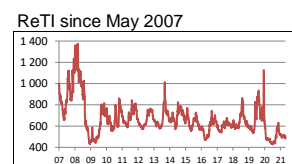
12.10.2021

RIVERLAKE european TANKER INDEX (ReTI)*



ReTI values		
Max	24.07.08	1372.70
Today		514.10
Min	20.11.20	427.37

ReTI trends	
daily	-1.59
avg last decade	22.04
avg last 30 days	-6.62



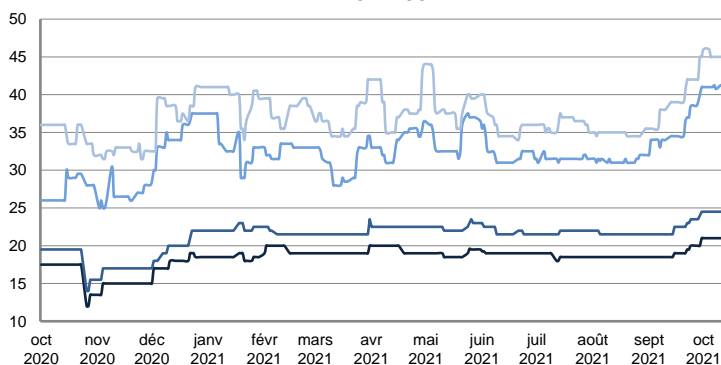
* The Riverlake european Tanker Index (ReTI) is a composite index. All main European tanker movements are represented being six crude oil tanker routes, six clean petroleum products tanker routes and five dirty petroleum tanker routes. The oil tanker stems represented are between 6'000 MT to 135'000 MT. It covers all regions in Europe including the North Sea, Baltic Sea, UKContinent, Mediterranean and Black Sea.

RIVERLAKE TANKER INDEX (RTI)

CRUDE OIL TANKERS

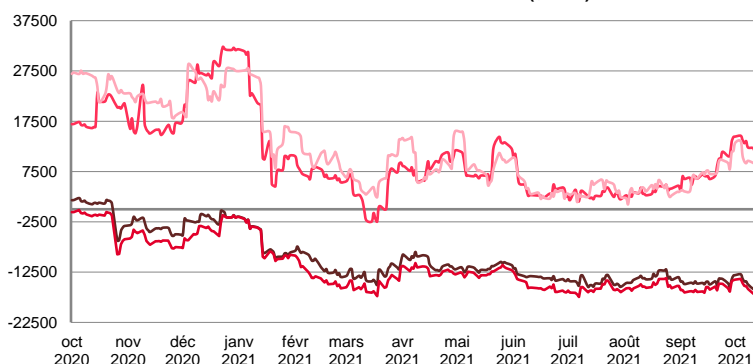
VLCC

WORLDSCALE



	TODAY	MONDAY	DAILY TREND	MTD AVERAGE
AG / USG 280kT	21.0	21.0	▲	21.0
AG / UKC 280kT	24.5	24.5	▲	24.5
AG / EAST 270kT	40.0	41.3	▼	40.9
WAF / USG 260kT	45.0	45.0	▲	45.3

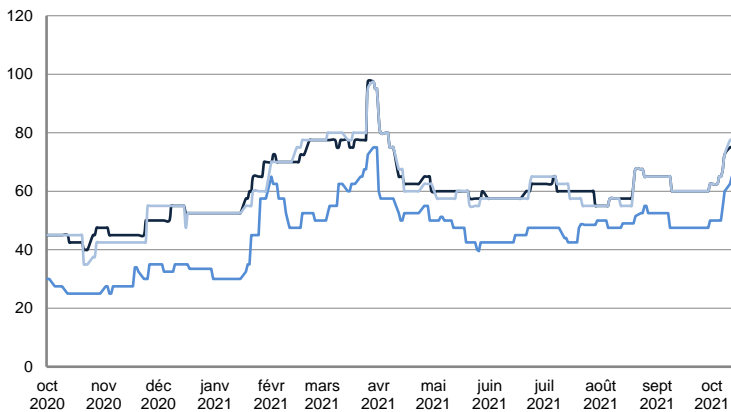
TIME CHARTER EQUIVALENT (\$/DAY)



	TODAY	MONDAY	DAILY TREND	MTD AVERAGE
AG / USG 280kT	-15 985.0	-15 897.0	▼	-14416.5
AG / UKC 280kT	-16 899.0	-16 810.0	▼	-15322.5
AG / EAST 270kT	10 303.0	12 091.0	▼	13023.8
WAF / USG 260kT	8 875.0	9 186.0	▼	10465.3

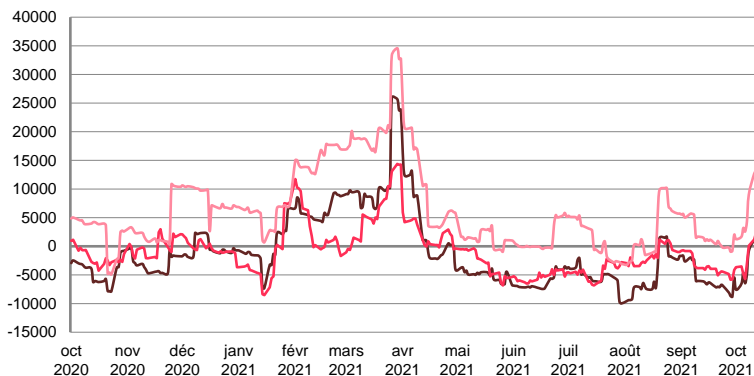
SUEZMAX

WORLDSCALE



	TODAY	MONDAY	DAILY TREND	MTD AVERAGE
BSEA / MED 135KT	75.0	75.0	▬	68.1
WAF / USG 130KT	65.0	62.5	▲	45.3
XMED 135KT	77.5	77.5	▬	68.8

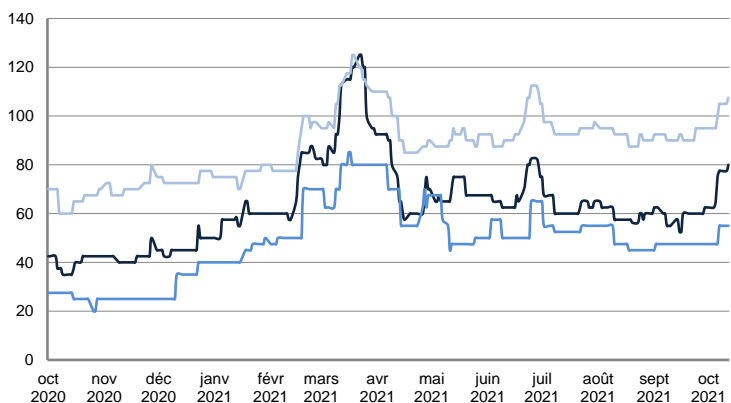
TIME CHARTER EQUIVALENT (\$/DAY)



	TODAY	MONDAY	DAILY TREND	MTD AVERAGE
BSEA / MED 135KT	198.0	1 001.0	▼	-3704.9
WAF / USG 130KT	2 360.0	1 178.0	▲	-2146.9
XMED 135KT	13 221.0	12 690.0	▲	5991.8

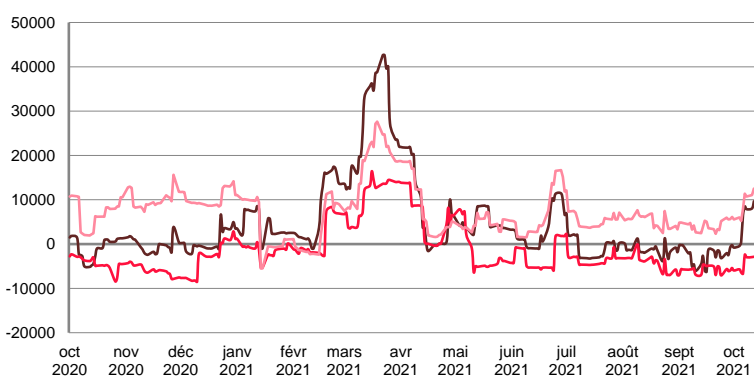
AFRAMAX

WORLDSCALE



	TODAY	MONDAY	DAILY TREND	MTD AVERAGE
BALTIC / UKC 100KT	80.0	77.5	▲	72.2
BALTIC / STATES 100KT	55.0	55.0	▬	51.3
NSEA / UKC 80KT	107.5	105.0	▲	100.9

TIME CHARTER EQUIVALENT (\$/DAY)

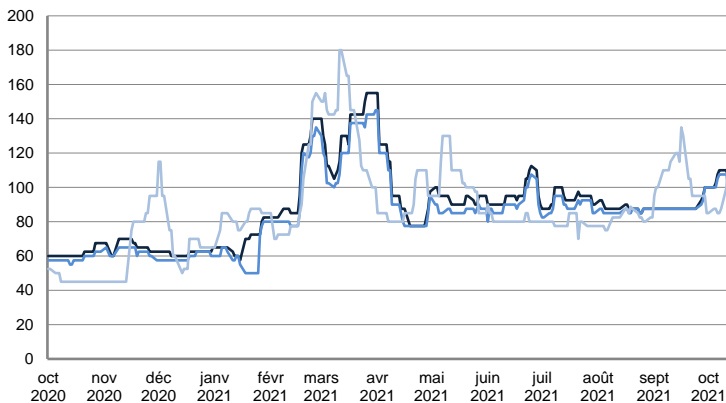


	TODAY	MONDAY	DAILY TREND	MTD AVERAGE
BALTIC / UKC 100KT	9 645.0	8 055.0	▲	4967.9
BALTIC / STATES 100KT	-2 859.0	-2 932.0	▲	-4492.1
NSEA / UKC 80KT	12 517.0	11 071.0	▲	8800.1

CRUDE OIL TANKERS

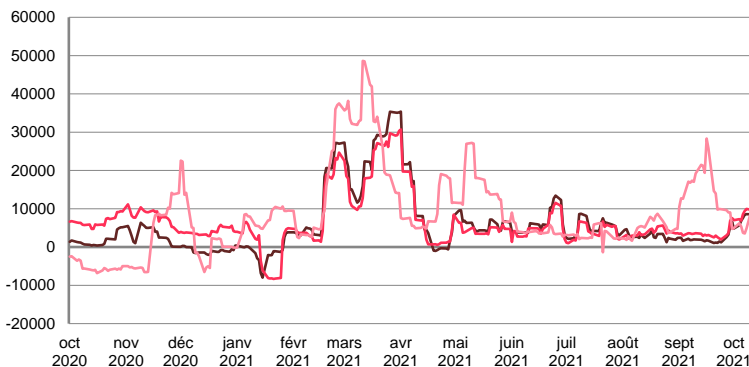
AFRAMAX

WORLDSCALE



	TODAY	MONDAY	DAILY TREND	MTD AVERAGE
BSEA / MED 80KT	102.5	110.0	▼	105.3
XMED 80KT	100.0	107.5	▼	103.4
CAR / USA 70KT	125.0	100.0	▲	92.8

TIME CHARTER EQUIVALENT (\$/DAY)

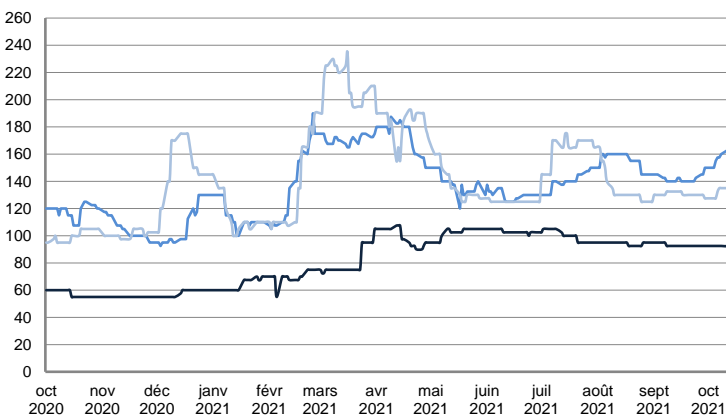


	TODAY	MONDAY	DAILY TREND	MTD AVERAGE
BSEA / MED 80KT	4 467.0	8 540.0	▼	6879.9
XMED 80KT	6 810.0	9 631.0	▼	8199.0
CAR / USA 70KT	21 225.0	10 237.0	▲	7518.9

PRODUCT TANKERS

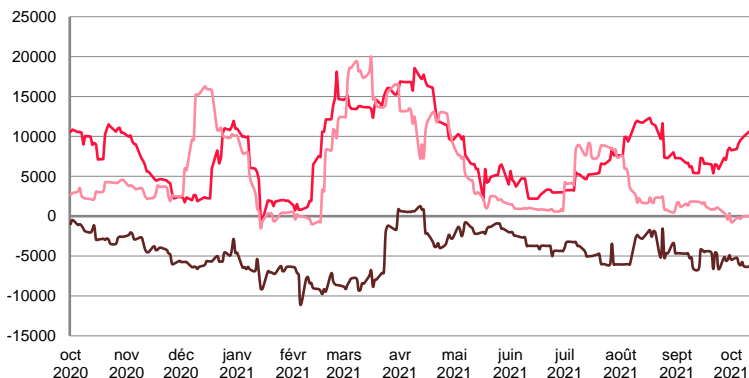
DPP

WORLDSCALE



	TODAY	MONDAY	DAILY TREND	MTD AVERAGE
BALTIC / STATES 55KT	95.0	92.5	▲	92.8
BALTIC / UKC 30KT	162.5	162.5	■	156.9
BSEA / MED 30KT	135.0	135.0	■	131.9

TIME CHARTER EQUIVALENT (\$/DAY)

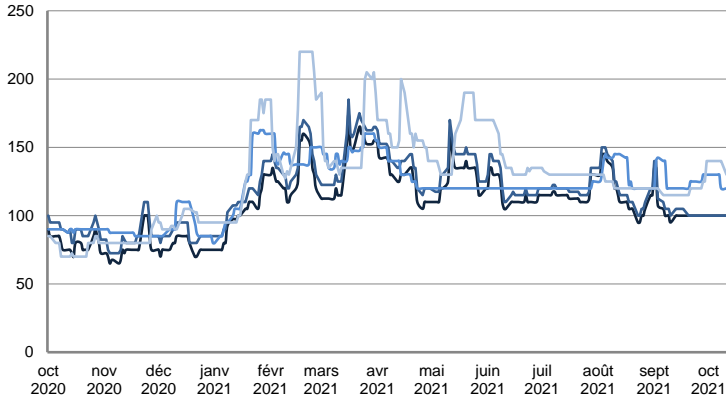


	TODAY	MONDAY	DAILY TREND	MTD AVERAGE
BALTIC / STATES 55KT	-5 552.0	-6 280.0	▲	-5824.6
BALTIC / UKC 30KT	10 655.0	10 614.0	▲	9550.0
BSEA / MED 30KT	-440.0	-28.0	▼	-257.1

PRODUCT TANKERS

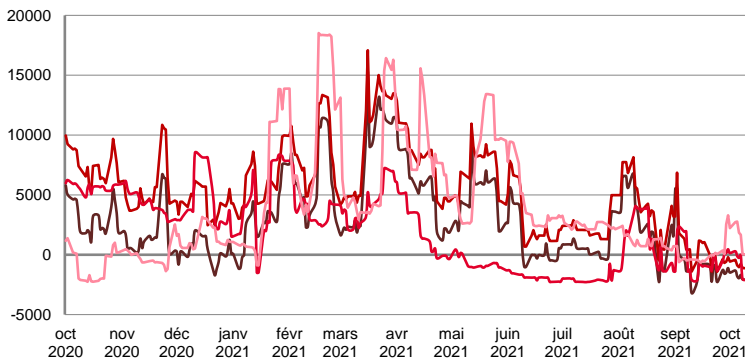
CPP

WORLDSCALE



	TODAY	MONDAY	DAILY TREND	MTD AVERAGE
UKC / STATES 37kT	100.0	100.0	▬	100.0
UKC / WAF 33kT	100.0	100.0	▬	100.0
BALTIC / UKC 30kT	120.0	120.0	▬	126.3
BSEA / MED 30kT	130.0	130.0	▬	137.5

TIME CHARTER EQUIVALENT (\$/DAY)

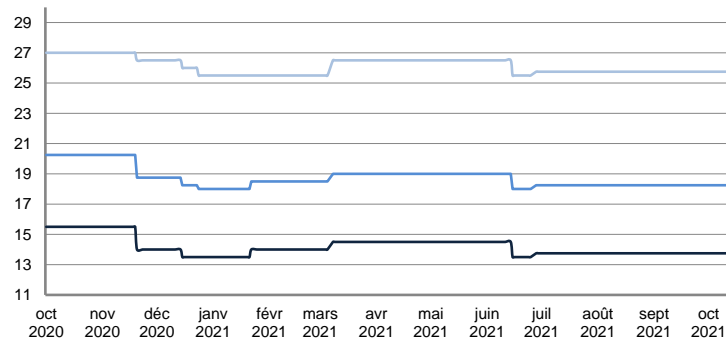


	TODAY	MONDAY	DAILY TREND	MTD AVERAGE
UKC / STATES 37kT	-1 978.0	-2 044.0	▲	-1790.1
UKC / WAF 33kT	-1 044.0	-1 127.0	▲	-869.4
BALTIC / UKC 30kT	-1 954.0	-1 999.0	▲	-743.1
BSEA / MED 30kT	-376.0	11.0	▼	1363.0

SMALL TANKERS

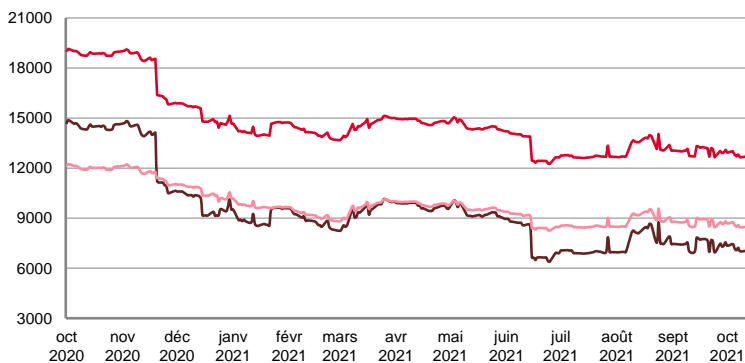
DPP

\$ / T



	TODAY	MONDAY	DAILY TREND	MTD AVERAGE
BALTIC / UKC 15kT	13.8	13.8	▬	13.8
BALTIC / UKC 12kT	18.3	18.3	▬	18.3
BALTIC / UKC 6kT	25.8	25.8	▬	25.8

TIME CHARTER EQUIVALENT (\$/DAY)

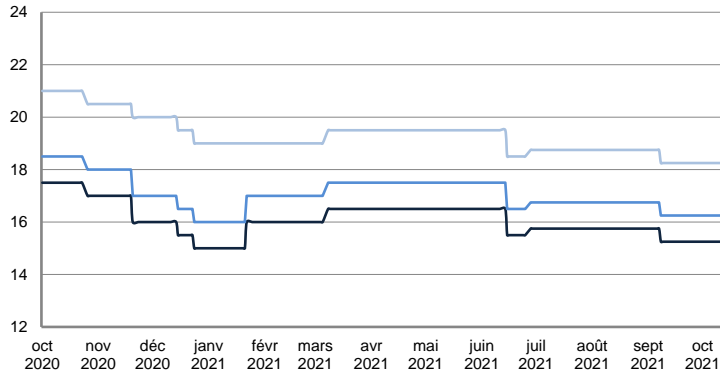


	TODAY	MONDAY	DAILY TREND	MTD AVERAGE
BALTIC / UKC 15kT	7 060.0	7 036.0	▲	7171.9
BALTIC / UKC 10kT	12 686.0	12 679.0	▲	12784.9
BALTIC / UKC 6kT	8 478.0	8 475.0	▲	8559.6

SMALL TANKERS

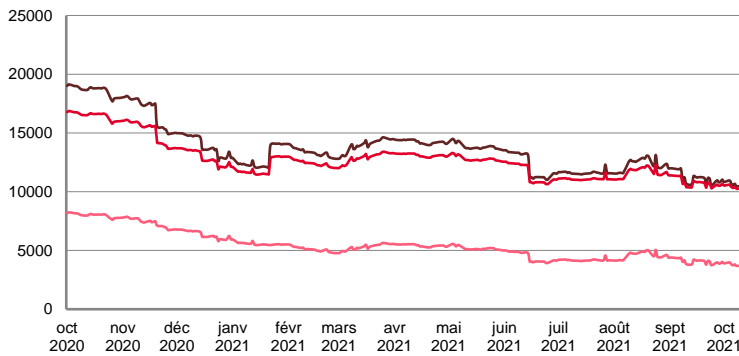
CPP

\$ / T



	TODAY	MONDAY	DAILY TREND	MTD AVERAGE
BALTIC / UKC 15kT	15.3	15.3	▲	15.3
BALTIC / UKC 12kT	16.3	16.3	▲	16.3
BALTIC / UKC 6kT	18.3	18.3	▲	18.3

TIME CHARTER EQUIVALENT (\$/DAY)

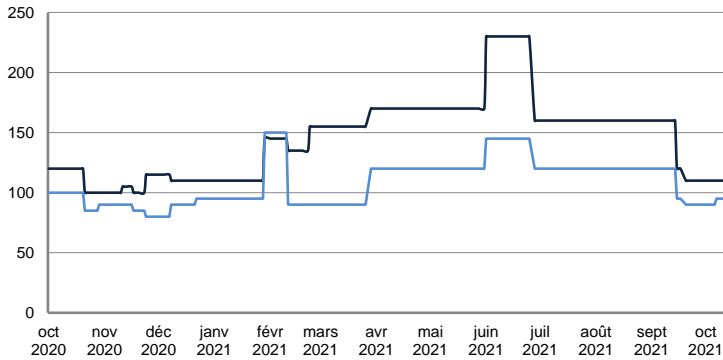


	TODAY	MONDAY	DAILY TREND	MTD AVERAGE
BALTIC / UKC 15kT	10 515.0	10 524.0	▼	10649.0
BALTIC / UKC 12kT	10 279.0	10 281.0	▼	10378.8
BALTIC / UKC 6kT	3 713.0	3 722.0	▼	3794.9

SMALL TANKERS - AFRICA

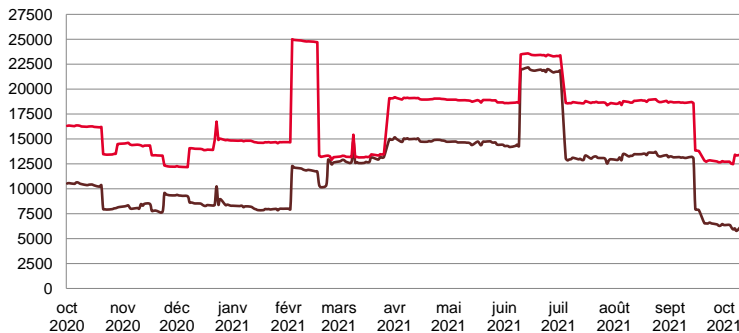
CPP

LUMPSUM (000's US\$)



	TODAY	MONDAY	DAILY TREND	MTD AVERAGE
XWAF 15kT	110 000.0	110 000.0	▲	110000.0
XWAF 10kT	95 000.0	95 000.0	▲	92500.0

TIME CHARTER EQUIVALENT (\$/DAY)



	TODAY	MONDAY	DAILY TREND	MTD AVERAGE
XWAF 15kT	5 718.0	6 293.0	▼	6077.1
XWAF 10kT	13 256.0	13 450.0	▼	12985.6

Disclaimer:
 This report has been prepared by Riverlake . The rates contained herein are indicative only. Rate indications are as of the date of publication and are subject to change without notice.
 Riverlake does not assume any liability or responsibility for the correctness or completeness of the information contained herein.
 The above report is Copyright of Riverlake.
 No unauthorised reproduction or redistribution without permission from Riverlake Shipping.