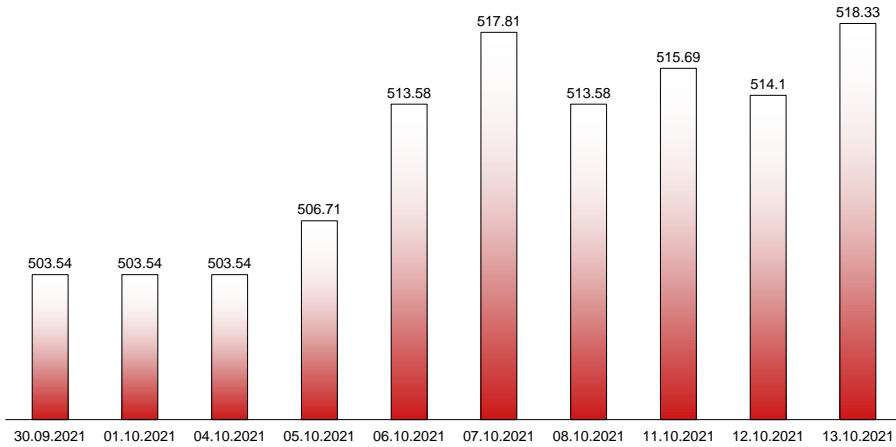




13.10.2021

RIVERLAKE european TANKER INDEX (ReTI)*

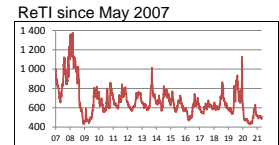


ReTI values

Max	24.07.08	1372.70
Today		518.33
Min	20.11.20	427.37

ReTI trends

daily	4.23
avg last decade	21.78
avg last 30 days	-5.82



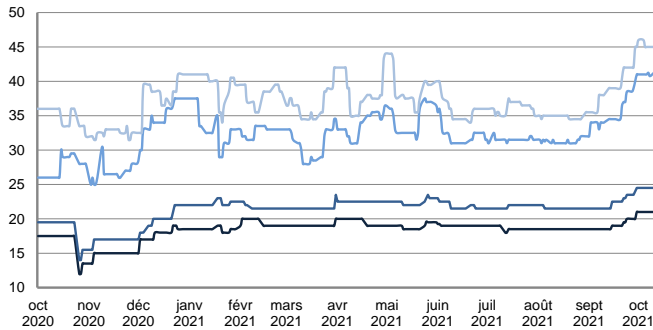
* The Riverlake european Tanker Index (ReTI) is a composite index. All main European tanker movements are represented being six crude oil tanker routes, six clean petroleum products tanker routes and five dirty petroleum tanker routes. The oil tanker stems represented are between 6'000 MT to 135'000 MT. It covers all regions in Europe including the North Sea, Baltic Sea, UKContinent, Mediterranean and Black Sea.

RIVERLAKE TANKER INDEX (RTI)

CRUDE OIL TANKERS

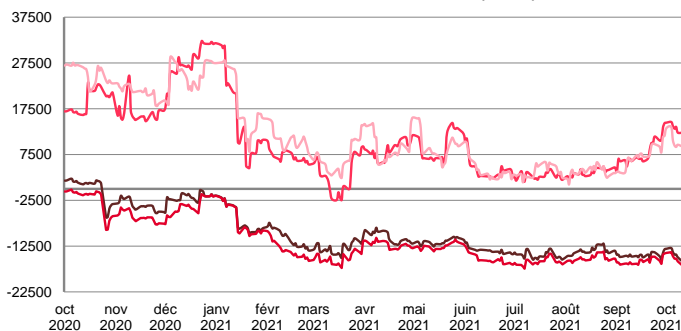
VLCC

WORLDSCALE



	TODAY	TUESDAY	DAILY TREND	MTD AVERAGE
AG / USG 280kT	20.5	21.0	▼	20.9
AG / UKC 280kT	24.0	24.5	▼	24.4
AG / EAST 270kT	40.5	40.0	▲	40.9
WAF / USG 260kT	45.0	45.0	▲	45.2

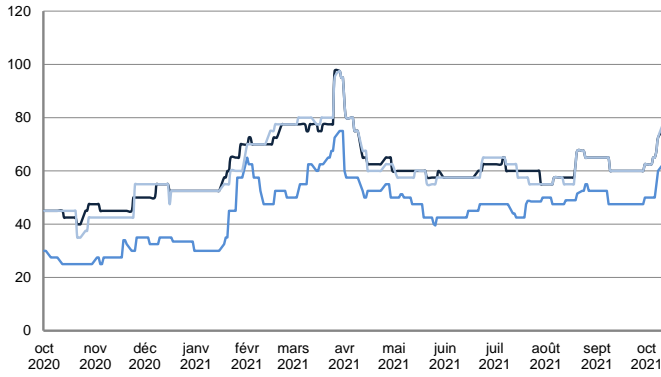
TIME CHARTER EQUIVALENT (\$/DAY)



	TODAY	TUESDAY	DAILY TREND	MTD AVERAGE
AG / USG 280kT	-16 956.0	-15 985.0	▼	-14698.7
AG / UKC 280kT	-17 899.0	-16 899.0	▼	-15608.8
AG / EAST 270kT	10 617.0	10 303.0	▲	12756.3
WAF / USG 260kT	9 393.0	8 875.0	▲	10346.1

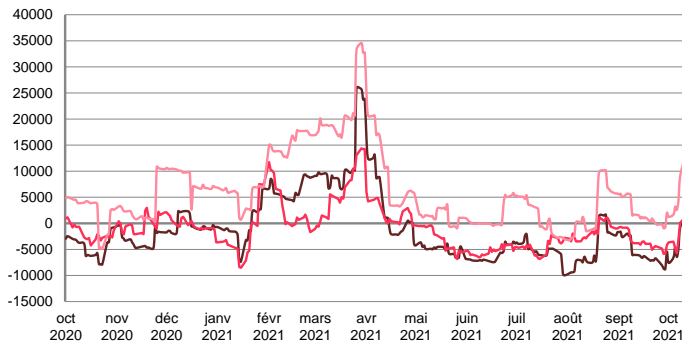
SUEZMAX

WORLDSCALE



	TODAY	TUESDAY	DAILY TREND	MTD AVERAGE
BSEA / MED 135kT	75.0	75.0	▲	68.9
WAF / USG 130kT	62.5	65.0	▼	45.2
XMED 135kT	77.5	77.5	▲	69.7

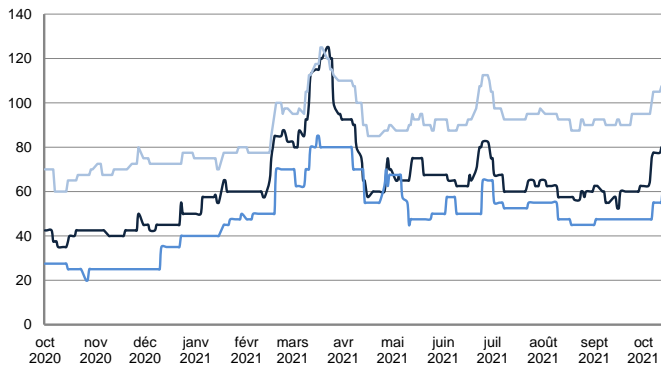
TIME CHARTER EQUIVALENT (\$/DAY)



	TODAY	TUESDAY	DAILY TREND	MTD AVERAGE
BSEA / MED 135kT	383.0	198.0	▲	-3250.7
WAF / USG 130kT	1 387.0	2 360.0	▼	-1754.2
XMED 135kT	11 766.0	13 221.0	▼	6633.3

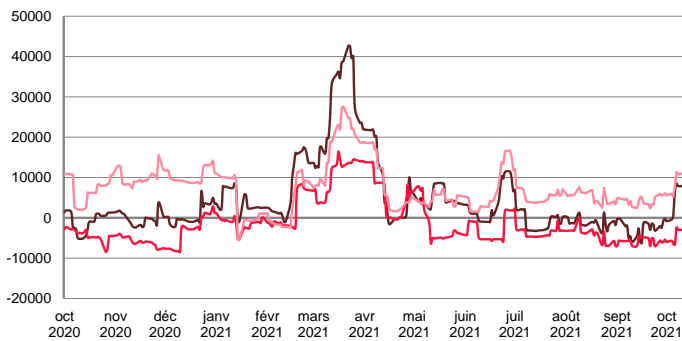
AFRAMAX

WORLDSCALE



	TODAY	TUESDAY	DAILY TREND	MTD AVERAGE
BALTIC / UKC 100kT	80.0	80.0	▲	73.1
BALTIC / STATES 100kT	65.0	55.0	▲	52.8
NSEA / UKC 80kT	107.5	107.5	▲	101.7

TIME CHARTER EQUIVALENT (\$/DAY)

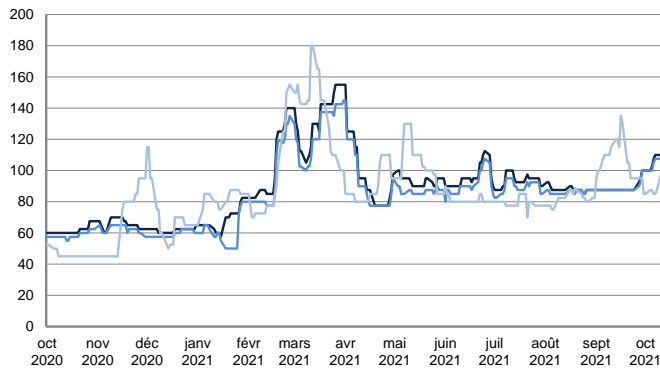


	TODAY	TUESDAY	DAILY TREND	MTD AVERAGE
BALTIC / UKC 100kT	8 822.0	9 645.0	▼	5396.1
BALTIC / STATES 100kT	1 319.0	-2 859.0	▲	-3846.4
NSEA / UKC 80kT	11 876.0	12 517.0	▼	9141.9

CRUDE OIL TANKERS

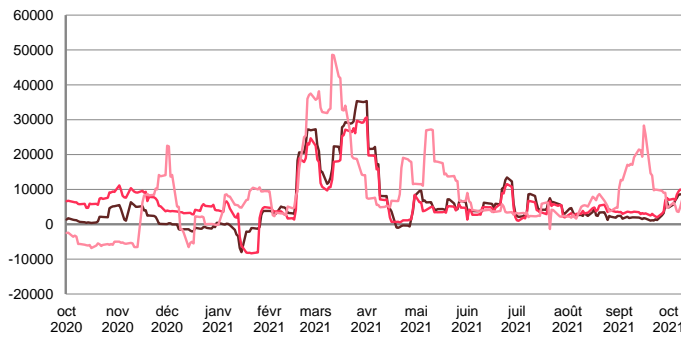
AFRAMAX

WORLDSCALE



	TODAY	TUESDAY	DAILY TREND	MTD AVERAGE
BSEA / MED 80kT	102.5	102.5	■	105.0
XMED 80kT	100.0	100.0	■	103.1
CAR / USA 70kT	135.0	125.0	▲	97.5

TIME CHARTER EQUIVALENT (\$/DAY)

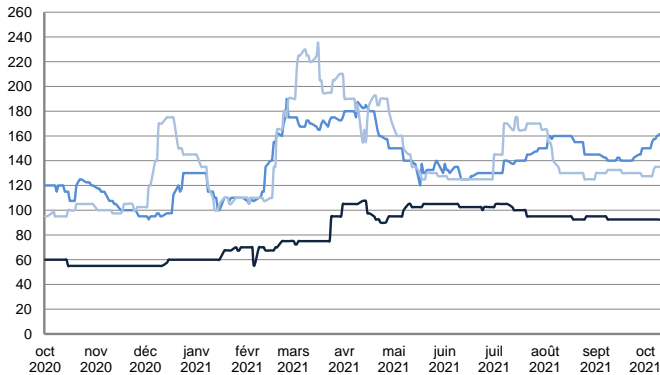


	TODAY	TUESDAY	DAILY TREND	MTD AVERAGE
BSEA / MED 80kT	4 618.0	4 467.0	▲	6628.6
XMED 80kT	5 665.0	6 810.0	▼	7917.4
CAR / USA 70kT	25 939.0	21 225.0	▲	9565.6

PRODUCT TANKERS

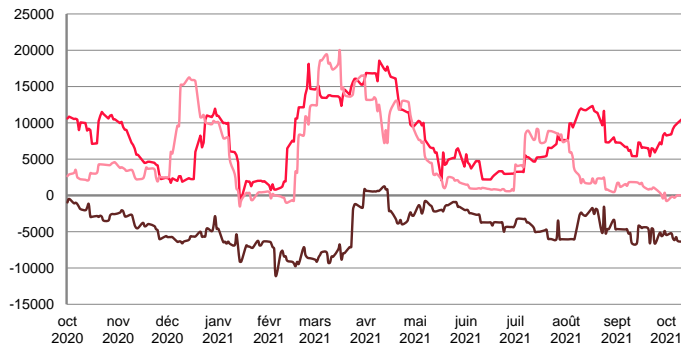
DPP

WORLDSCALE



	TODAY	TUESDAY	DAILY TREND	MTD AVERAGE
BALTIC / STATES 55kT	95.0	95.0	■	93.1
BALTIC / UKC 30kT	162.5	162.5	■	157.5
BSEA / MED 30kT	155.0	135.0	▲	134.4

TIME CHARTER EQUIVALENT (\$/DAY)

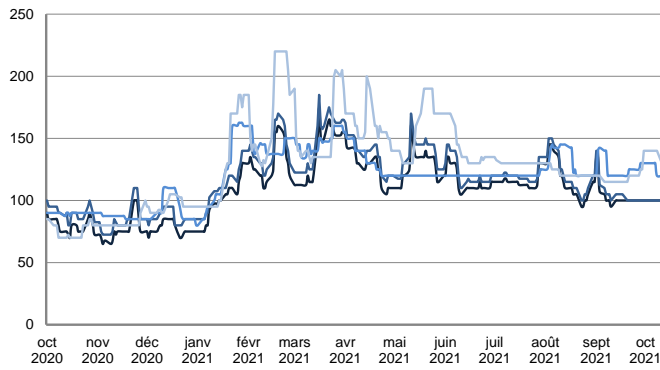


	TODAY	TUESDAY	DAILY TREND	MTD AVERAGE
BALTIC / STATES 55kT	-6 564.0	-5 552.0	▼	-5906.8
BALTIC / UKC 30kT	10 090.0	10 655.0	▼	9610.0
BSEA / MED 30kT	3 063.0	-440.0	▲	111.8

PRODUCT TANKERS

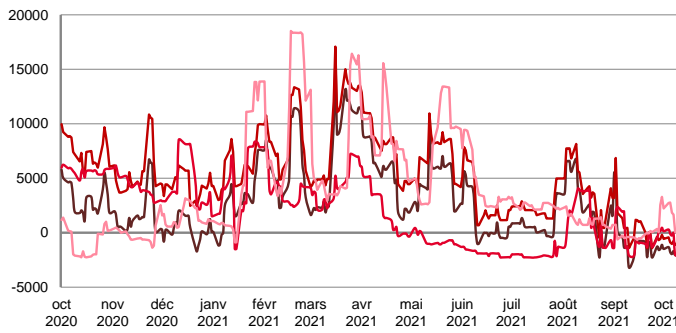
CPP

WORLDSCALE



	TODAY	TUESDAY	DAILY TREND	MTD AVERAGE
UKC / STATES 37kT	100.0	100.0	▲	100.0
UKC / WAF 33kT	100.0	100.0	▲	100.0
BALTIC / UKC 30kT	120.0	120.0	▲	125.6
BSEA / MED 30kT	130.0	130.0	▲	136.7

TIME CHARTER EQUIVALENT (\$/DAY)

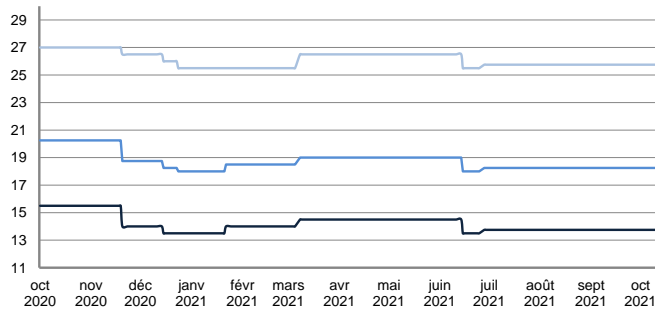


	TODAY	TUESDAY	DAILY TREND	MTD AVERAGE
UKC / STATES 37kT	-2 656.0	-1 978.0	▼	-1886.3
UKC / WAF 33kT	-1 746.0	-1 044.0	▼	-966.8
BALTIC / UKC 30kT	-2 507.0	-1 954.0	▼	-939.1
BSEA / MED 30kT	-291.0	-376.0	▲	1179.2

SMALL TANKERS

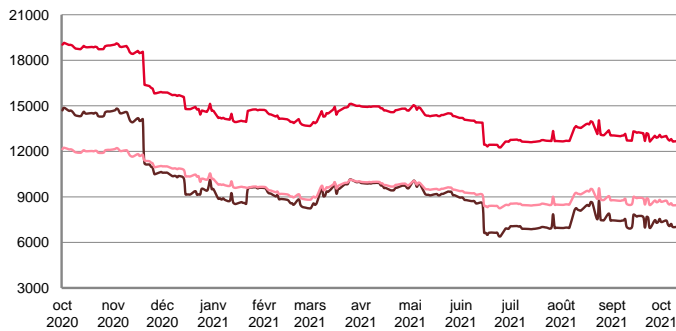
DPP

\$ / T



	TODAY	TUESDAY	DAILY TREND	MTD AVERAGE
BALTIC / UKC 15kT	13.8	13.8	▲	13.8
BALTIC / UKC 12kT	18.3	18.3	▲	18.3
BALTIC / UKC 6kT	25.8	25.8	▲	25.8

TIME CHARTER EQUIVALENT (\$/DAY)

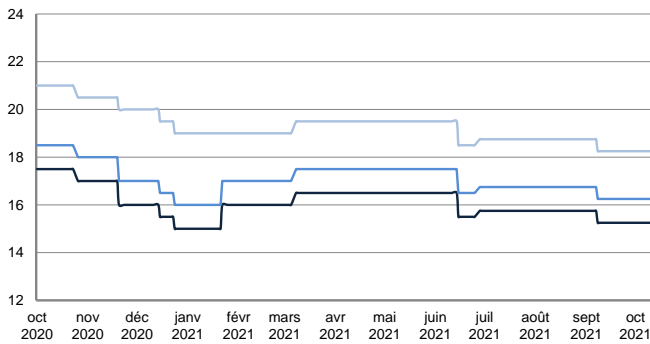


	TODAY	TUESDAY	DAILY TREND	MTD AVERAGE
BALTIC / UKC 15kT	6 707.0	7 060.0	▼	7120.2
BALTIC / UKC 10kT	12 420.0	12 686.0	▼	12744.3
BALTIC / UKC 6kT	8 268.0	8 478.0	▼	8527.2

SMALL TANKERS

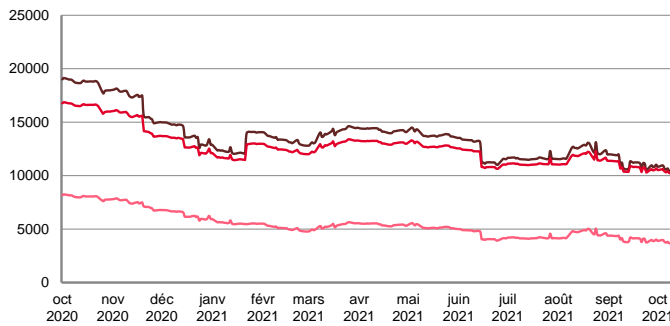
CPP

\$ / T



	TODAY	TUESDAY	DAILY TREND	MTD AVERAGE
BALTIC / UKC 15kT	15.3	15.3	▲	15.3
BALTIC / UKC 12kT	16.3	16.3	▲	16.3
BALTIC / UKC 6kT	18.3	18.3	▲	18.3

TIME CHARTER EQUIVALENT (\$/DAY)

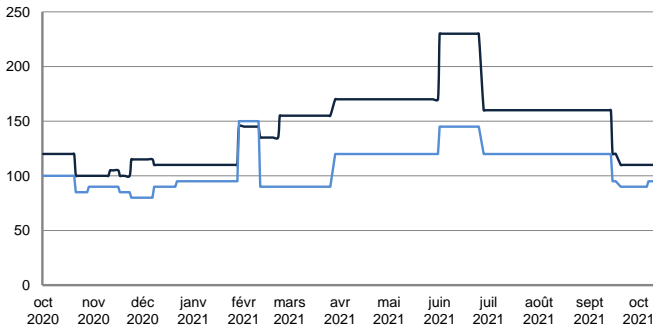


	TODAY	TUESDAY	DAILY TREND	MTD AVERAGE
BALTIC / UKC 15kT	10 217.0	10 515.0	▼	10601.0
BALTIC / UKC 12kT	10 042.0	10 279.0	▼	10341.3
BALTIC / UKC 6kT	3 542.0	3 713.0	▼	3766.8

SMALL TANKERS - AFRICA

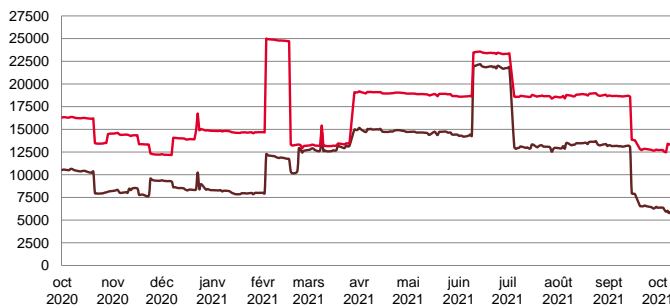
CPP

LUMPSUM (000's US\$)



	TODAY	TUESDAY	DAILY TREND	MTD AVERAGE
XWAF 15kT	110 000.0	110 000.0	▲	110000.0
XWAF 10kT	95 000.0	95 000.0	▲	92777.8

TIME CHARTER EQUIVALENT (\$/DAY)



	TODAY	TUESDAY	DAILY TREND	MTD AVERAGE
XWAF 15kT	5 534.0	5 718.0	▼	6016.8
XWAF 10kT	13 218.0	13 256.0	▼	13011.4

Disclaimer:
 This report has been prepared by Riverlake. The rates contained herein are indicative only. Rate indications are as of the date of publication and are subject to change without notice.
 Riverlake does not assume any liability or responsibility for the correctness or completeness of the information contained herein.
 The above report is Copyright of Riverlake.
 No unauthorised reproduction or redistribution without permission from Riverlake Shipping.