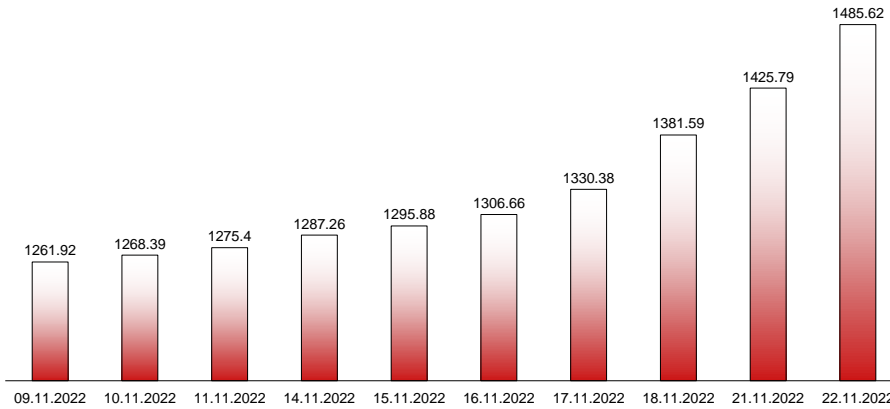




22.11.2022

RIVERLAKE european TANKER INDEX (ReTI)*

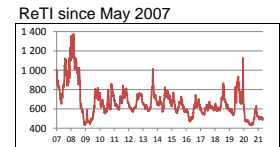


ReTI values

Max	22.11.22	1485.62
Today		1485.62
Min	20.11.20	427.37

ReTI trends

daily	59.83
avg last decade	109.04
avg last 30 days	115.17



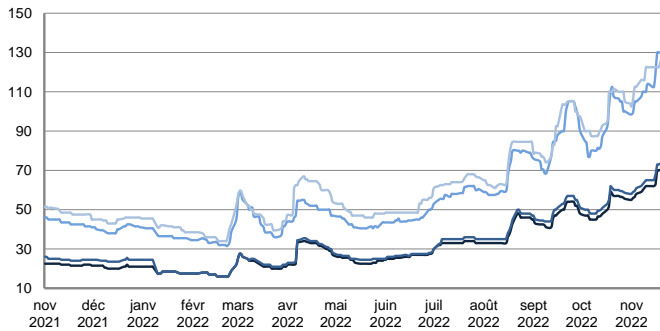
* The Riverlake european Tanker Index (ReTI) is a composite index. All main European tanker movements are represented being six crude oil tanker routes, six clean petroleum products tanker routes and five dirty petroleum tanker routes. The oil tanker stems represented are between 6'000 MT to 135'000 MT. It covers all regions in Europe including the North Sea, Baltic Sea, UKContinent, Mediterranean and Black Sea.

RIVERLAKE TANKER INDEX (RTI)

CRUDE OIL TANKERS

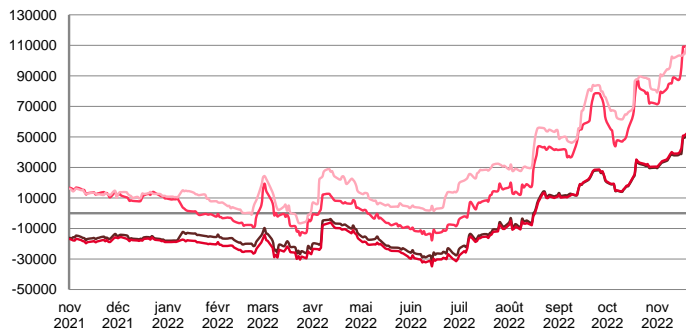
VLCC

WORLDSCALE



	TODAY	MONDAY	DAILY TREND	MTD AVERAGE
AG / USG 280kT	76.5	71.5	▲	62.8
AG / UKC 280kT	79.5	74.5	▲	65.9
AG / EAST 270kT	130.0	130.0	■	114.0
WAF / USG 260kT	130.0	130.0	■	118.7

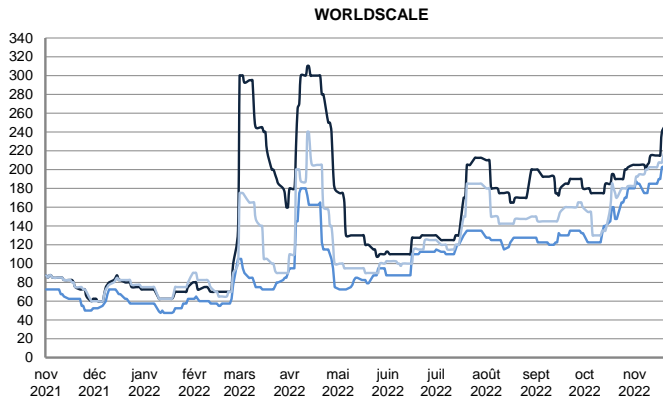
TIME CHARTER EQUIVALENT (\$/DAY)



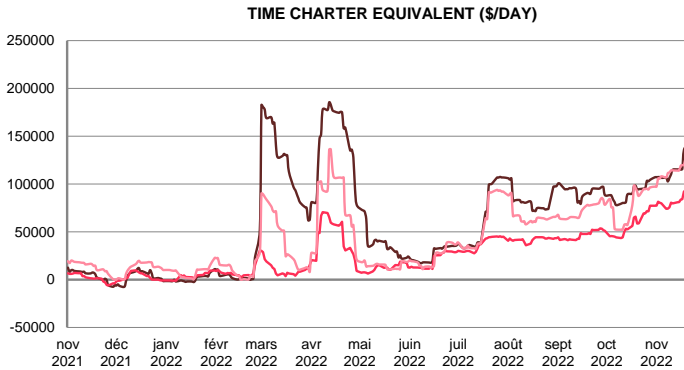
	TODAY	MONDAY	DAILY TREND	MTD AVERAGE
AG / USG 280kT	57 996.0	52 319.0	▲	39722.5
AG / UKC 280kT	59 816.0	53 883.0	▲	41010.9
AG / EAST 270kT	109 600.0	110 073.0	▼	89763.4
WAF / USG 260kT	115 220.0	114 882.0	▲	98763.1

CRUDE OIL TANKERS

SUEZMAX

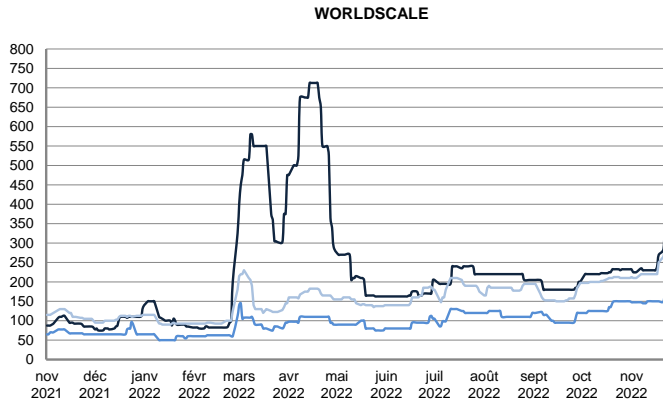


	TODAY	MONDAY	DAILY TREND	MTD AVERAGE
—BSEA / MED 135kT	295.0	252.5	▲	218.8
—WAF / USG 130kT	205.0	205.0	■	118.7
—XMED 135kT	237.5	232.5	▲	203.8

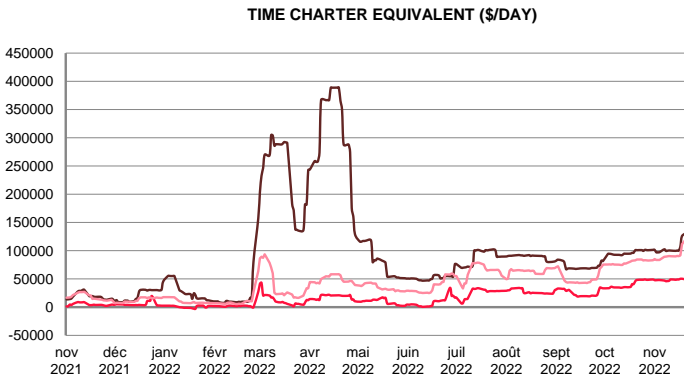


	TODAY	MONDAY	DAILY TREND	MTD AVERAGE
—BSEA / MED 135kT	179 687.0	145 925.0	▲	118211.1
—WAF / USG 130kT	95 163.0	94 933.0	▲	82233.5
—XMED 135kT	145 567.0	141 376.0	▲	115618.7

AFRAMAX



	TODAY	MONDAY	DAILY TREND	MTD AVERAGE
—BALTIC / UKC 100kT	385.0	285.0	▲	245.8
—BALTIC / STATES 100kT	190.0	150.0	▲	150.8
—NSEA / UKC 80kT	290.0	265.0	▲	226.7

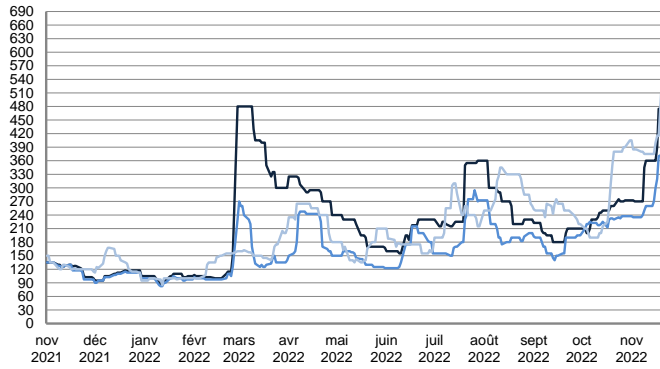


	TODAY	MONDAY	DAILY TREND	MTD AVERAGE
—BALTIC / UKC 100kT	197 321.0	135 889.0	▲	110176.3
—BALTIC / STATES 100kT	71 884.0	51 050.0	▲	49788.6
—NSEA / UKC 80kT	139 189.0	122 333.0	▲	95085.4

CRUDE OIL TANKERS

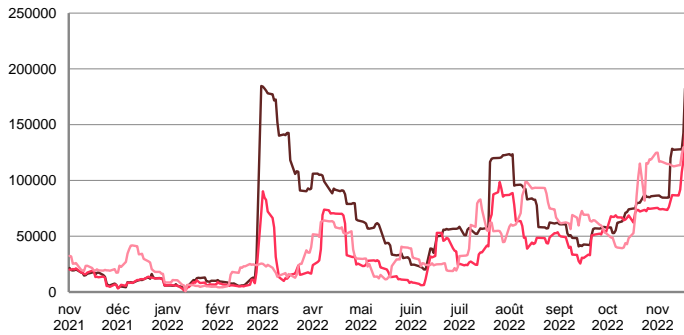
AFRAMAX

WORLDSCALE



	TODAY	MONDAY	DAILY TREND	MTD AVERAGE
BSEA / MED 80KT	505.0	475.0	▲	350.9
XMED 80KT	450.0	375.0	▲	283.3
CAR / USA 70KT	640.0	600.0	▲	416.6

TIME CHARTER EQUIVALENT (\$/DAY)

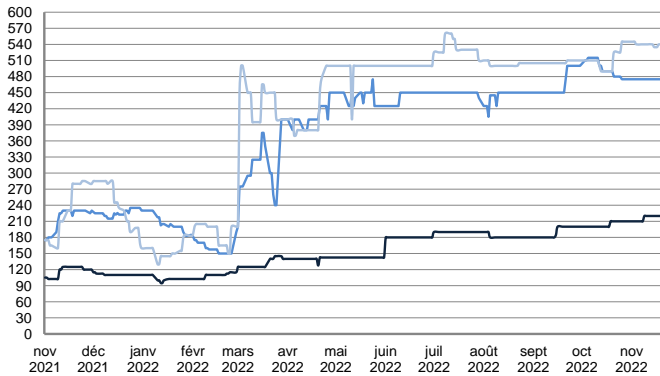


	TODAY	MONDAY	DAILY TREND	MTD AVERAGE
BSEA / MED 80KT	196 806.0	182 709.0	▲	123513.3
XMED 80KT	183 495.0	146 029.0	▲	98681.1
CAR / USA 70KT	220 821.0	204 753.0	▲	130060.9

PRODUCT TANKERS

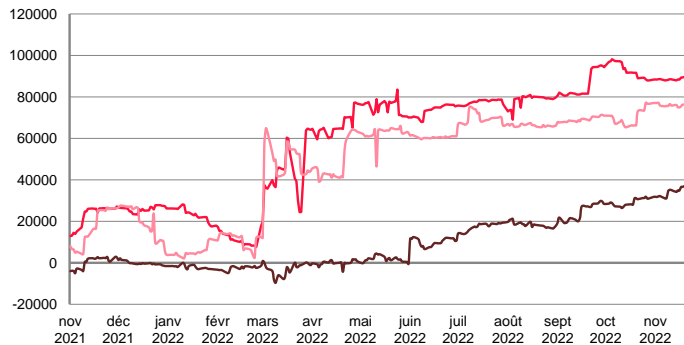
DPP

WORLDSCALE



	TODAY	MONDAY	DAILY TREND	MTD AVERAGE
BALTIC / STATES 55kT	220.0	220.0	■	216.3
BALTIC / UKC 30kT	475.0	475.0	■	475.0
BSEA / MED 30kT	540.0	540.0	■	540.0

TIME CHARTER EQUIVALENT (\$/DAY)

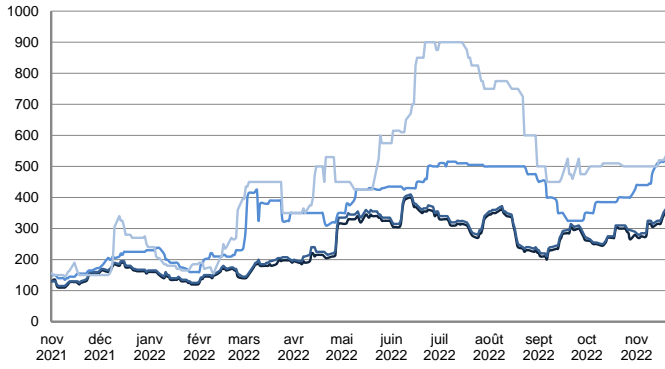


	TODAY	MONDAY	DAILY TREND	MTD AVERAGE
BALTIC / STATES 55kT	37 608.0	37 512.0	▲	34195.6
BALTIC / UKC 30kT	89 958.0	89 898.0	▲	88653.4
BSEA / MED 30kT	76 380.0	76 392.0	▼	76044.8

PRODUCT TANKERS

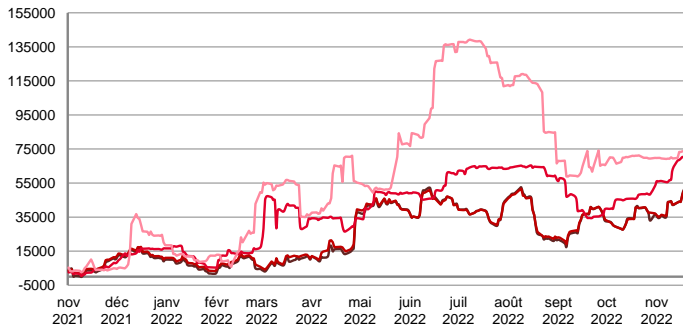
CPP

WORLDSCALE



	TODAY	MONDAY	DAILY TREND	MTD AVERAGE
UKC / STATES 37kT	365.0	365.0	■	310.2
UKC / WAF 33kT	375.0	375.0	■	320.2
BALTIC / UKC 30kT	550.0	550.0	■	479.7
BSEA / MED 30kT	550.0	550.0	■	511.3

TIME CHARTER EQUIVALENT (\$/DAY)

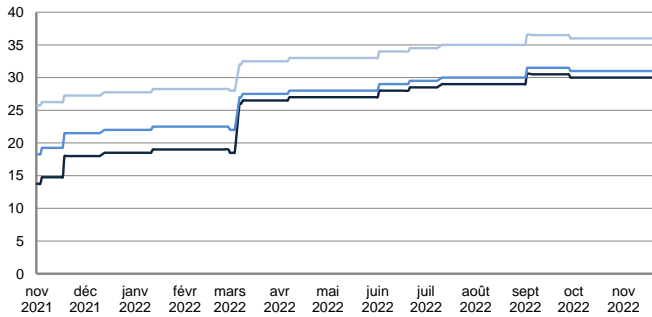


	TODAY	MONDAY	DAILY TREND	MTD AVERAGE
UKC / STATES 37kT	56 697.0	56 631.0	▲	43408.3
UKC / WAF 33kT	55 943.0	55 882.0	▲	43438.2
BALTIC / UKC 30kT	77 241.0	77 184.0	▲	63355.6
BSEA / MED 30kT	79 247.0	79 260.0	▼	71752.7

SMALL TANKERS

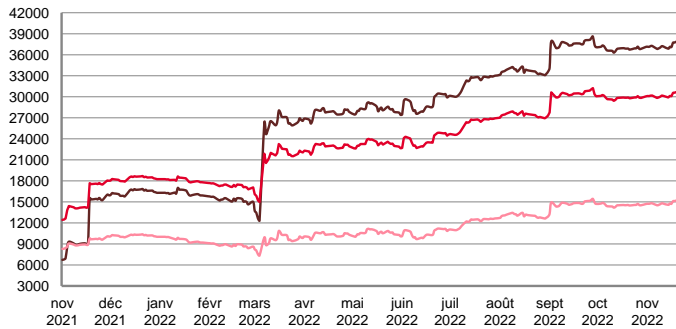
DPP

\$ / T



	TODAY	MONDAY	DAILY TREND	MTD AVERAGE
BALTIC / UKC 15kT	30.0	30.0	■	30.0
BALTIC / UKC 12kT	31.0	31.0	■	31.0
BALTIC / UKC 6kT	36.0	36.0	■	36.0

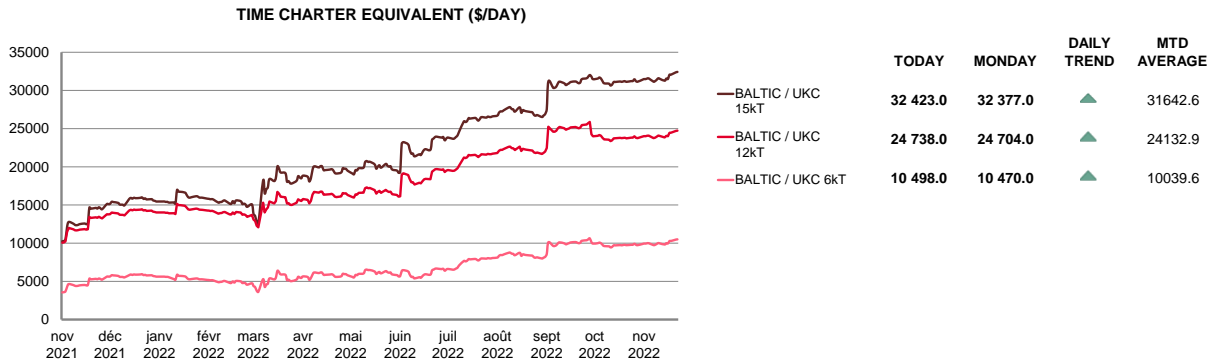
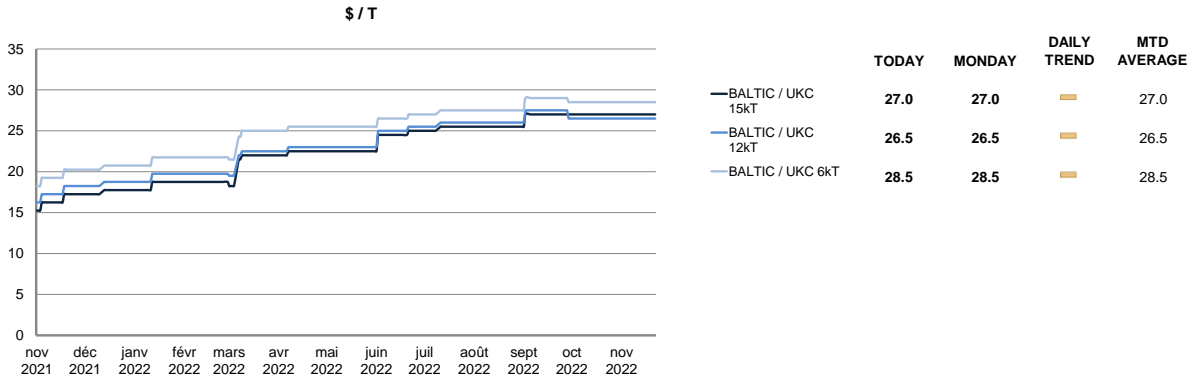
TIME CHARTER EQUIVALENT (\$/DAY)



	TODAY	MONDAY	DAILY TREND	MTD AVERAGE
BALTIC / UKC 15kT	38 119.0	38 081.0	▲	37298.8
BALTIC / UKC 10kT	30 880.0	30 847.0	▲	30229.2
BALTIC / UKC 6kT	15 354.0	15 326.0	▲	14832.1

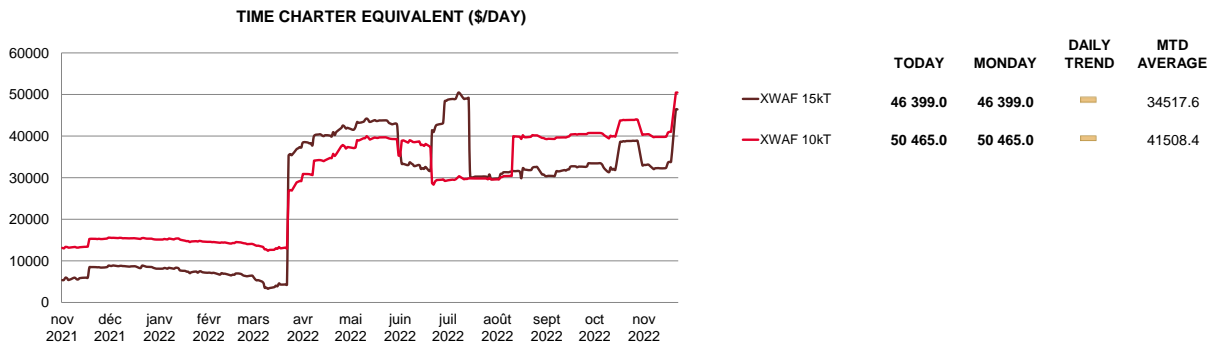
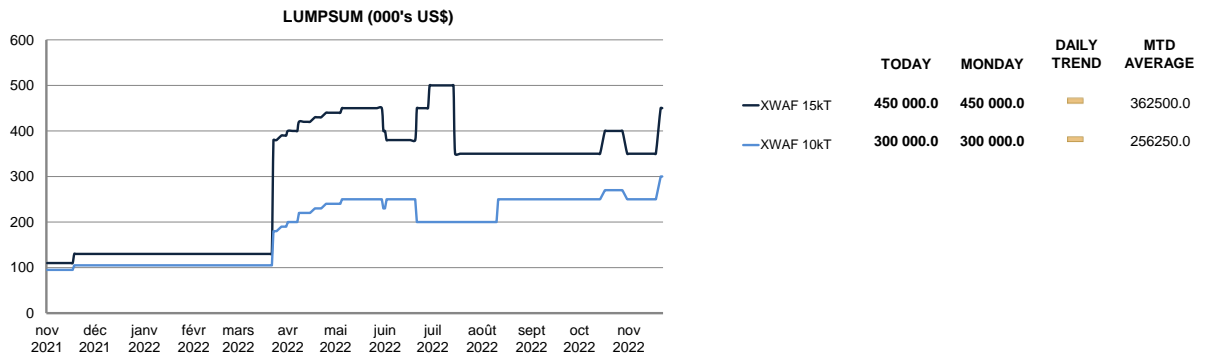
SMALL TANKERS

CPP



SMALL TANKERS - AFRICA

CPP



Disclaimer:

This publication has been prepared by Riverlake.
 While every care has been taken to ensure the accuracy of the information contained in the document, Riverlake does not assume or accept any responsibility for the correctness or completeness of the material set out herein. The rates contained in this publication are indicative only and are subject to change without notice.
 The views expressed do not necessarily reflect the views of Riverlake or any of the Riverlake affiliated companies. It should not be seen or regarded as a business recommendation or a solicitation to do business.
 This publication is copyright of Riverlake. Unauthorised reproduction or redistribution is prohibited unless approved by Riverlake.