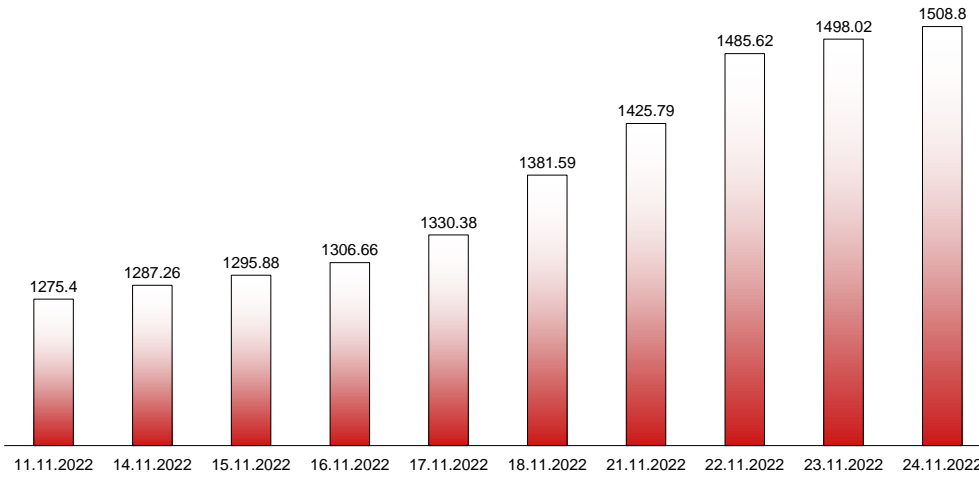




24.11.2022

RIVERLAKE european TANKER INDEX (ReTI)*

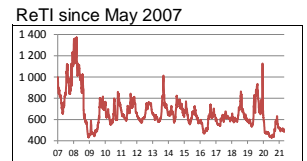


ReTI values

Max	24.11.22	1508.80
Today		1508.80
Min	20.11.20	427.37

ReTI trends

daily	10.78
avg last decade	146.67
avg last 30 days	135.84



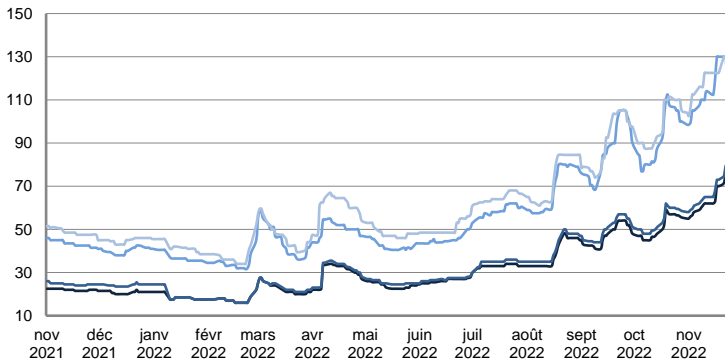
* The Riverlake european Tanker Index (ReTI) is a composite index. All main European tanker movements are represented being six crude oil tanker routes, six clean petroleum products tanker routes and five dirty petroleum tanker routes. The oil tanker stems represented are between 6'000 MT to 135'000 MT. It covers all regions in Europe including the North Sea, Baltic Sea, UKContinent, Mediterranean and Black Sea.

RIVERLAKE TANKER INDEX (RTI)

CRUDE OIL TANKERS

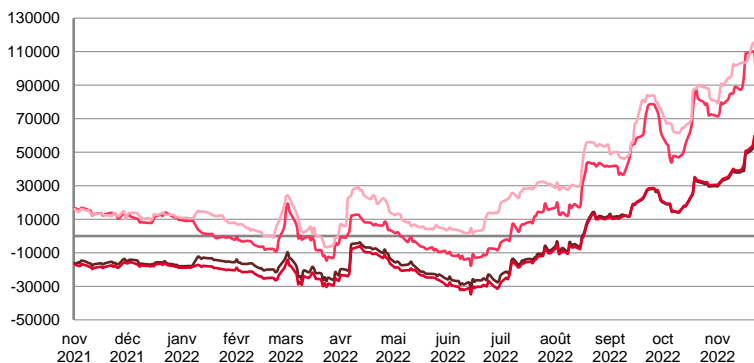
VLCC

WORLDSCALE



	TODAY	WEDNESDAY	DAILY TREND	MTD AVERAGE
AG / USG 280kT	72.5	74.5	▼	64.0
AG / UKC 280kT	75.5	79.5	▼	67.2
AG / EAST 270kT	114.0	115.0	▼	114.1
WAF / USG 260kT	124.0	130.0	▼	119.6

TIME CHARTER EQUIVALENT (\$/DAY)

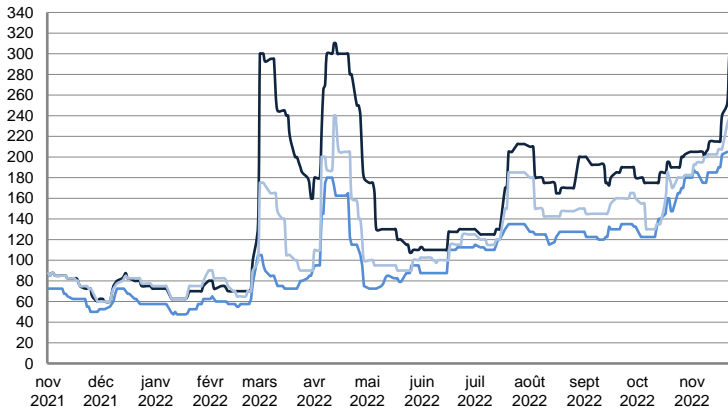


	TODAY	WEDNESDAY	DAILY TREND	MTD AVERAGE
AG / USG 280kT	53 963.0	55 908.0	▼	41412.8
AG / UKC 280kT	55 585.0	60 176.0	▼	42885.3
AG / EAST 270kT	92 139.0	92 849.0	▼	90066.8
WAF / USG 260kT	108 505.0	115 910.0	▼	100256.9

CRUDE OIL TANKERS

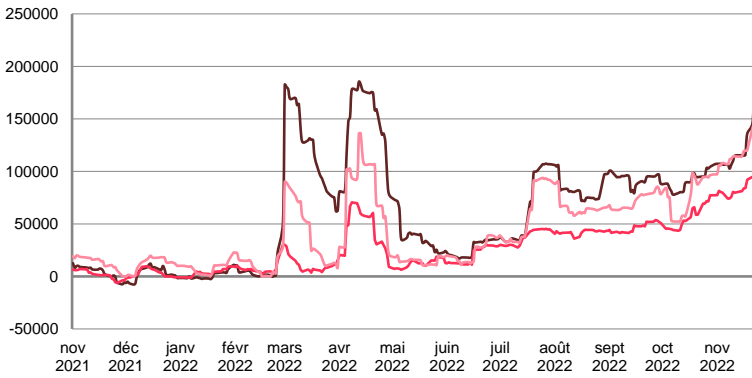
SUEZMAX

WORLDSCALE



	TODAY	WEDNESDAY	DAILY TREND	MTD AVERAGE
BSEA / MED 135kT	320.0	320.0	▬	230.0
WAF / USG 130kT	225.0	212.5	▲	119.6
XMED 135kT	250.0	250.0	▬	208.9

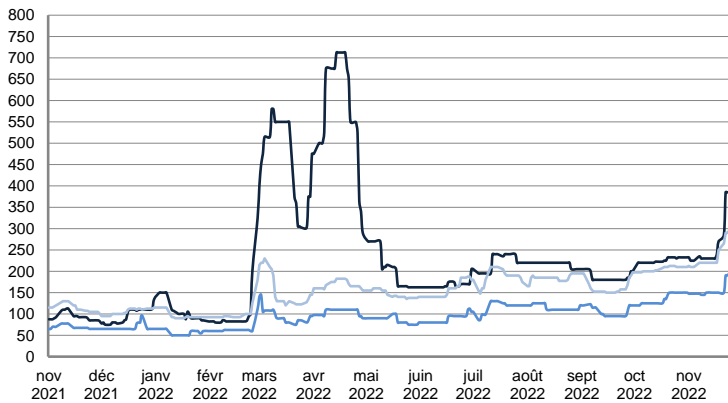
TIME CHARTER EQUIVALENT (\$/DAY)



	TODAY	WEDNESDAY	DAILY TREND	MTD AVERAGE
BSEA / MED 135kT	200 102.0	199 956.0	▲	127302.0
WAF / USG 130kT	106 968.0	100 026.0	▲	84596.1
XMED 135kT	156 406.0	156 278.0	▲	120143.5

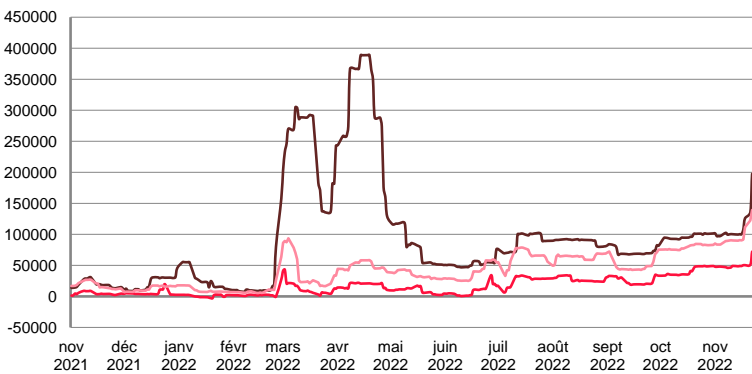
AFRAMAX

WORLDSCALE



	TODAY	WEDNESDAY	DAILY TREND	MTD AVERAGE
BALTIC / UKC 100kT	385.0	385.0	▬	261.3
BALTIC / STATES 100kT	195.0	190.0	▲	155.4
NSEA / UKC 80kT	295.0	290.0	▲	234.0

TIME CHARTER EQUIVALENT (\$/DAY)

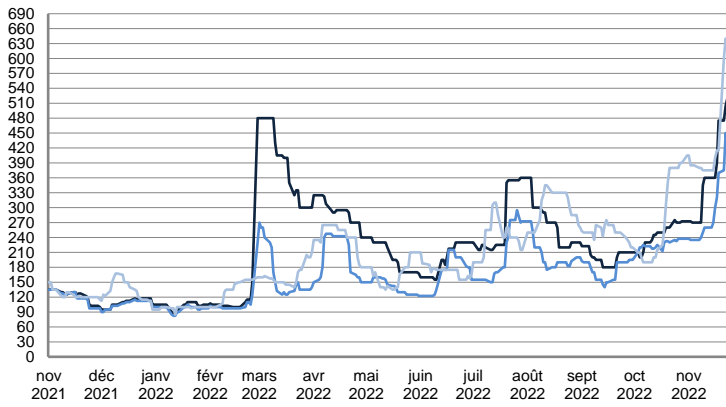


	TODAY	WEDNESDAY	DAILY TREND	MTD AVERAGE
BALTIC / UKC 100kT	197 410.0	197 370.0	▲	119866.7
BALTIC / STATES 100kT	74 499.0	71 899.0	▲	52389.8
NSEA / UKC 80kT	142 725.0	139 289.0	▲	100187.8

CRUDE OIL TANKERS

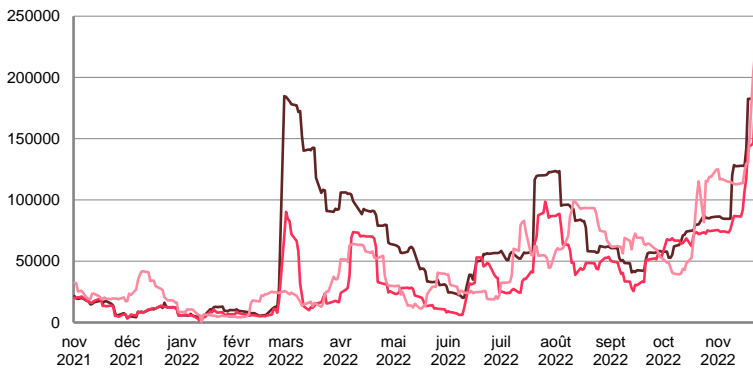
AFRAMAX

WORLDSCALE



	TODAY	WEDNESDAY	DAILY TREND	MTD AVERAGE
—BSEA / MED 80KT	540.0	520.0	▲	370.8
—XMED 80KT	425.0	425.0	■	299.0
—CAR / USA 70KT	625.0	625.0	■	439.7

TIME CHARTER EQUIVALENT (\$/DAY)

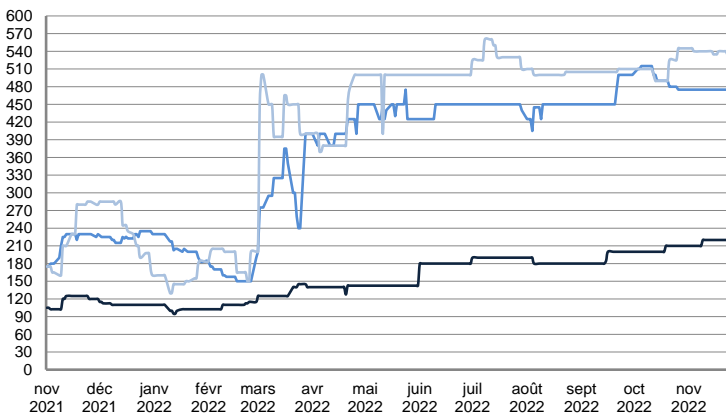


	TODAY	WEDNESDAY	DAILY TREND	MTD AVERAGE
—BSEA / MED 80KT	213 726.0	204 178.0	▲	133006.4
—XMED 80KT	171 358.0	171 302.0	▲	106753.2
—CAR / USA 70KT	214 965.0	215 274.0	▼	139511.8

PRODUCT TANKERS

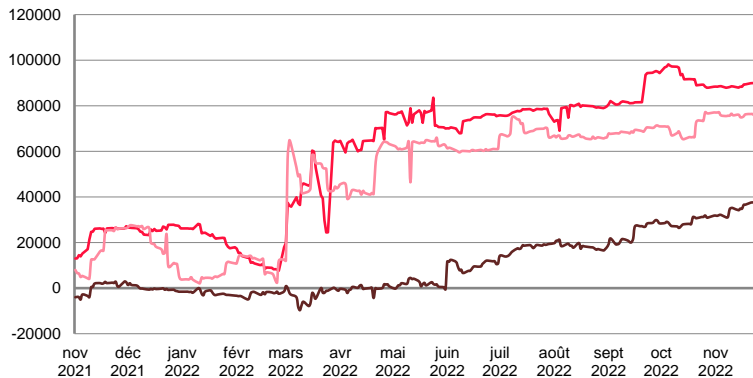
DPP

WORLDSCALE



	TODAY	WEDNESDAY	DAILY TREND	MTD AVERAGE
—BALTIC / STATES 55KT	220.0	220.0	■	216.7
—BALTIC / UKC 30KT	475.0	475.0	■	475.0
—BSEA / MED 30KT	535.0	535.0	■	539.4

TIME CHARTER EQUIVALENT (\$/DAY)

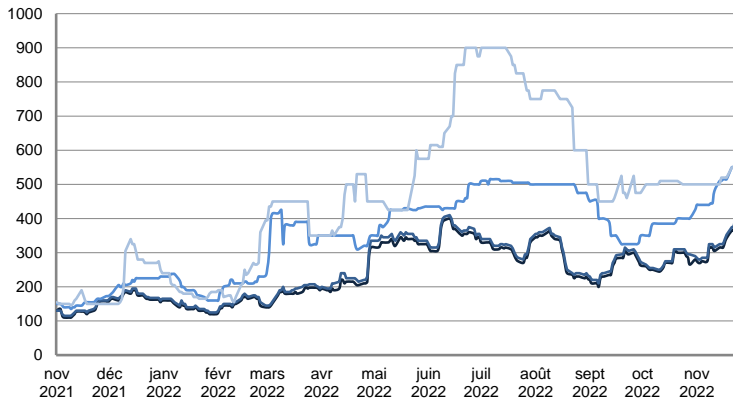


	TODAY	WEDNESDAY	DAILY TREND	MTD AVERAGE
—BALTIC / STATES 55KT	37 606.0	37 612.0	▼	34574.9
—BALTIC / UKC 30KT	89 969.0	89 967.0	▲	88799.5
—BSEA / MED 30KT	75 735.0	75 780.0	▼	76012.8

PRODUCT TANKERS

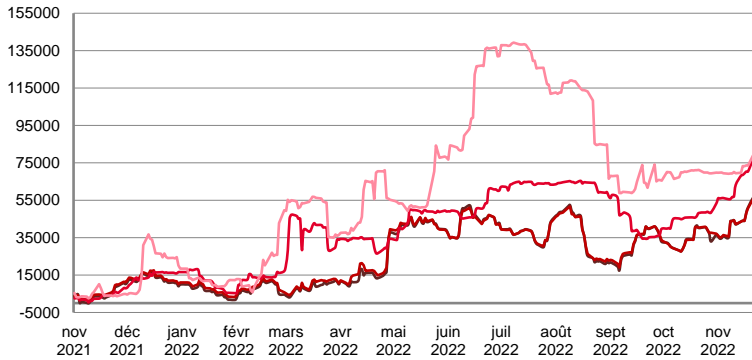
CPP

WORLDSCALE



	TODAY	WEDNESDAY	DAILY TREND	MTD AVERAGE
UKC / STATES 37kT	395.0	395.0	▬	319.6
UKC / WAF 33kT	405.0	405.0	▬	329.6
BALTIC / UKC 30kT	575.0	550.0	▲	488.9
BSEA / MED 30kT	550.0	550.0	▬	515.6

TIME CHARTER EQUIVALENT (\$/DAY)

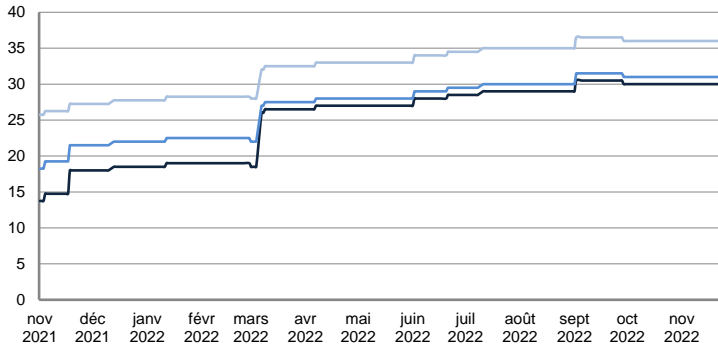


	TODAY	WEDNESDAY	DAILY TREND	MTD AVERAGE
UKC / STATES 37kT	63 133.0	63 138.0	▼	45600.2
UKC / WAF 33kT	61 930.0	61 942.0	▼	45493.5
BALTIC / UKC 30kT	81 736.0	77 248.0	▲	65148.5
BSEA / MED 30kT	79 512.0	79 551.0	▼	72617.0

SMALL TANKERS

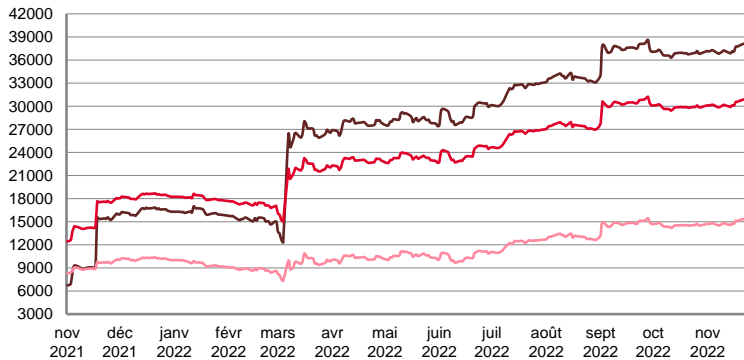
DPP

\$ / T



	TODAY	WEDNESDAY	DAILY TREND	MTD AVERAGE
BALTIC / UKC 15kT	30.0	30.0	▬	30.0
BALTIC / UKC 12kT	31.0	31.0	▬	31.0
BALTIC / UKC 6kT	36.0	36.0	▬	36.0

TIME CHARTER EQUIVALENT (\$/DAY)

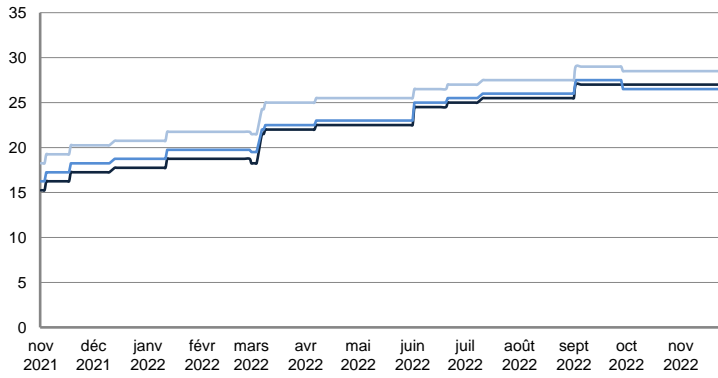


	TODAY	WEDNESDAY	DAILY TREND	MTD AVERAGE
BALTIC / UKC 15kT	38 128.0	38 126.0	▲	37390.8
BALTIC / UKC 10kT	30 897.0	30 890.0	▲	30303.0
BALTIC / UKC 6kT	15 370.0	15 363.0	▲	14891.5

SMALL TANKERS

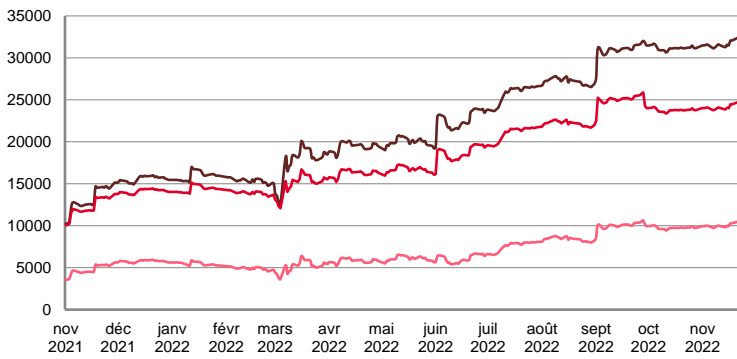
CPP

\$ / T



	TODAY	WEDNESDAY	DAILY TREND	MTD AVERAGE
BALTIC / UKC 15kT	27.0	27.0	▬	27.0
BALTIC / UKC 12kT	26.5	26.5	▬	26.5
BALTIC / UKC 6kT	28.5	28.5	▬	28.5

TIME CHARTER EQUIVALENT (\$/DAY)

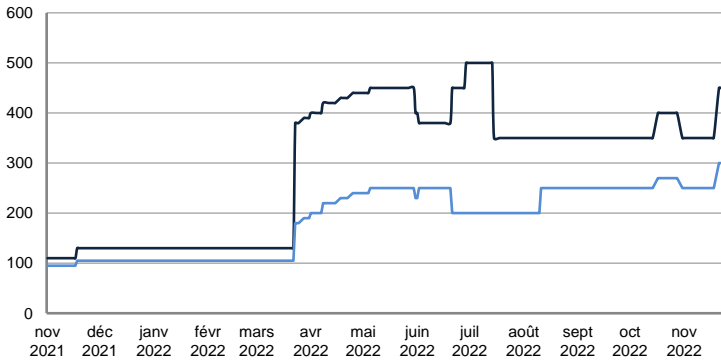


	TODAY	WEDNESDAY	DAILY TREND	MTD AVERAGE
BALTIC / UKC 15kT	32 459.0	32 443.0	▲	31732.4
BALTIC / UKC 12kT	24 762.0	24 751.0	▲	24202.2
BALTIC / UKC 6kT	10 522.0	10 511.0	▲	10092.6

SMALL TANKERS - AFRICA

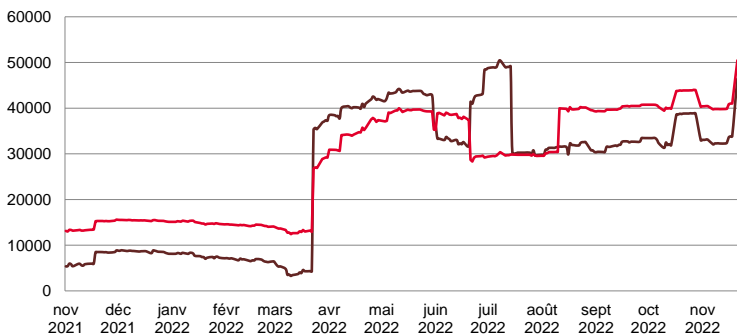
CPP

LUMPSUM (000's US\$)



	TODAY	WEDNESDAY	DAILY TREND	MTD AVERAGE
XWAF 15kT	450 000.0	450 000.0	▬	372222.2
XWAF 10kT	300 000.0	300 000.0	▬	261111.1

TIME CHARTER EQUIVALENT (\$/DAY)



	TODAY	WEDNESDAY	DAILY TREND	MTD AVERAGE
XWAF 15kT	46 399.0	56 613.0	▼	36405.2
XWAF 10kT	50 465.0	56 685.0	▼	42849.1

Disclaimer:

This publication has been prepared by Riverlake.

While every care has been taken to ensure the accuracy of the information contained in the document, Riverlake does not assume or accept any responsibility for the correctness or completeness of the material set out herein. The rates contained in this publication are indicative only and are subject to change without notice.

The views expressed do not necessarily reflect the views of Riverlake or any of the Riverlake affiliated companies. It should not be seen or regarded as a business recommendation or a solicitation to do business.

This publication is copyright of Riverlake. Unauthorised reproduction or redistribution is prohibited unless approved by Riverlake.