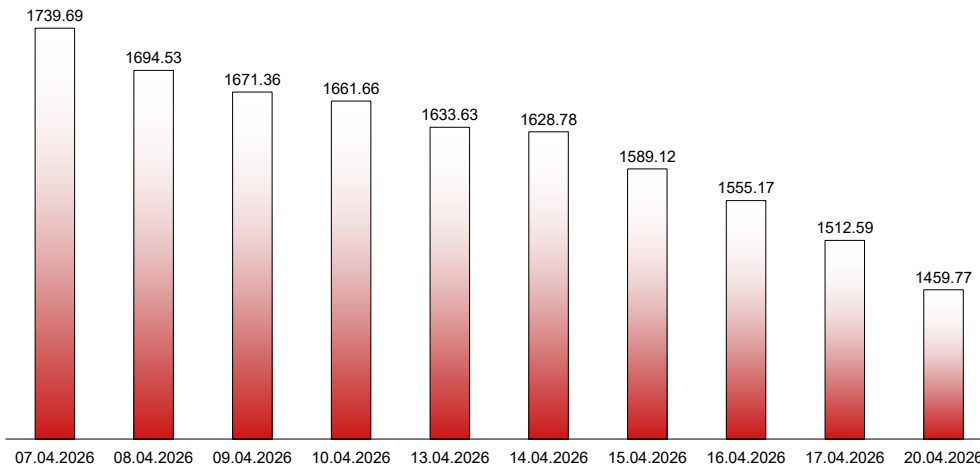




20.04.2026

**RIVERLAKE european TANKER INDEX (ReTI)\***



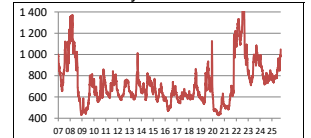
**ReTI values**

Max	01.04.26	1759.20
Today		1459.77
Min	20.11.20	427.37

**ReTI trends**

daily	-52.82
avg last decade	-97.71
avg last 30 days	489.84

**ReTI since May 2007**



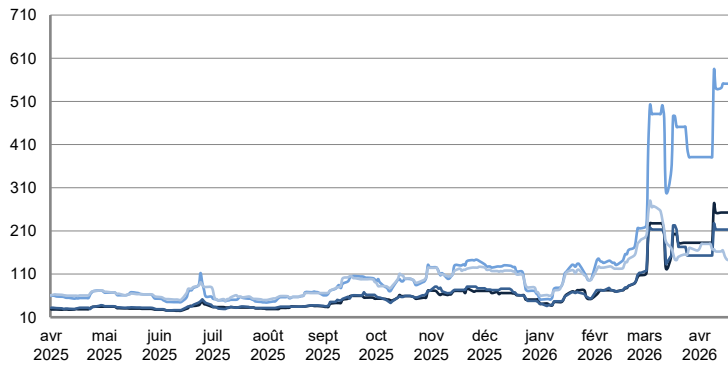
\* The Riverlake european Tanker Index (ReTI) is a composite index. All main European tanker movements are represented being six crude oil tanker routes, six clean petroleum products tanker routes and five dirty petroleum tanker routes. The oil tanker stems represented are between 6'000 MT to 135'000 MT. It covers all regions in Europe including the North Sea, Baltic Sea, UKContinent, Mediterranean and Black Sea.

**RIVERLAKE TANKER INDEX (RTI)**

**CRUDE OIL TANKERS**

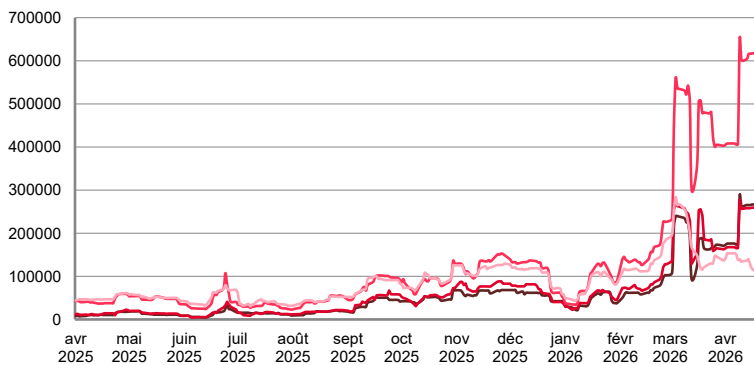
**VLCC**

**WORLDSCALE**



	TODAY	FRIDAY	DAILY TREND	MTD AVERAGE
AG / USG 280kT	252.5	252.5	■	223.9
AG / UKC 280kT	213.0	213.0	■	188.4
AG / EAST 270kT	551.0	551.0	■	478.9
WAF / USG 260kT	142.5	142.5	■	164.1

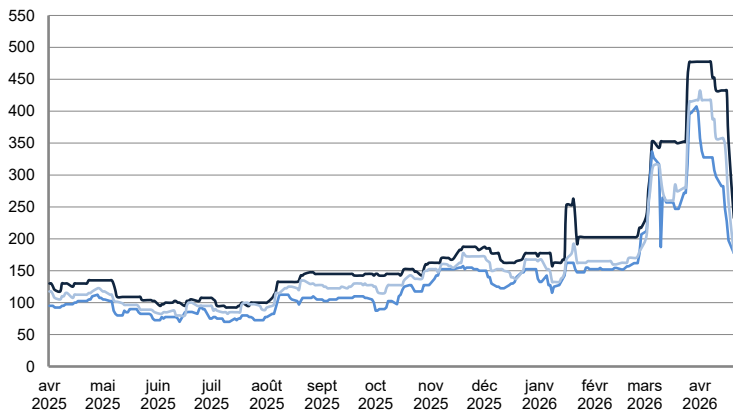
**TIME CHARTER EQUIVALENT (\$/DAY)**



	TODAY	FRIDAY	DAILY TREND	MTD AVERAGE
AG / USG 280kT	266 876.0	266 637.0	▲	228307.4
AG / UKC 280kT	259 654.0	259 406.0	▲	220418.7
AG / EAST 270kT	617 392.0	617 234.0	▲	527299.3
WAF / USG 260kT	115 101.0	114 148.0	▲	136653.9

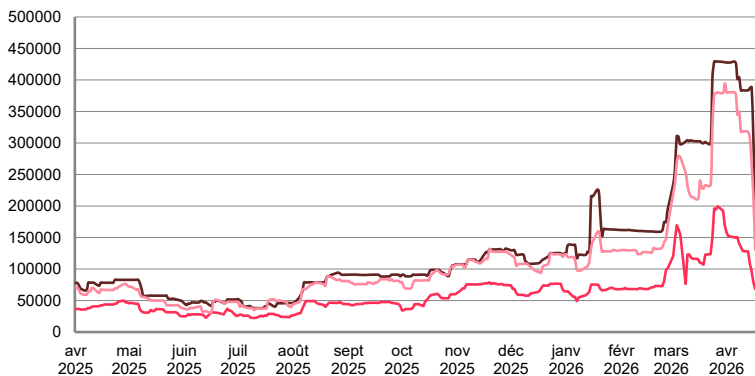
**SUEZMAX**

**WORLDSCALE**



	TODAY	FRIDAY	DAILY TREND	MTD AVERAGE
—BSEA / MED 135kT	232.5	352.5	▼	431.4
—WAF / USG 130kT	177.5	197.5	▼	164.1
—XMED 135kT	177.5	257.5	▼	360.0

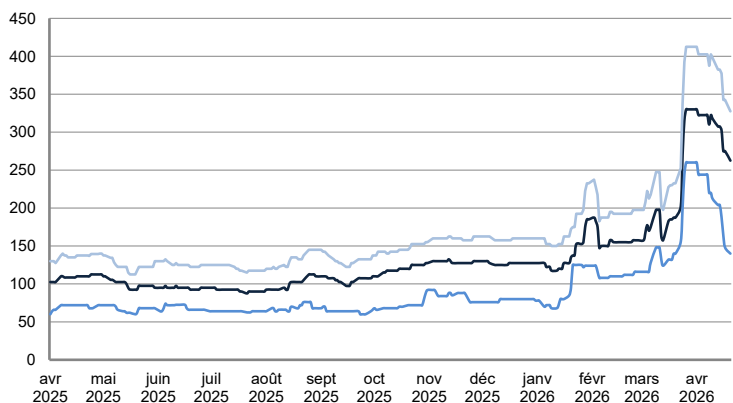
**TIME CHARTER EQUIVALENT (\$/DAY)**



	TODAY	FRIDAY	DAILY TREND	MTD AVERAGE
—BSEA / MED 135kT	181 533.0	305 327.0	▼	382681.9
—WAF / USG 130kT	68 371.0	79 276.0	▼	129632.6
—XMED 135kT	130 530.0	213 480.0	▼	320041.5

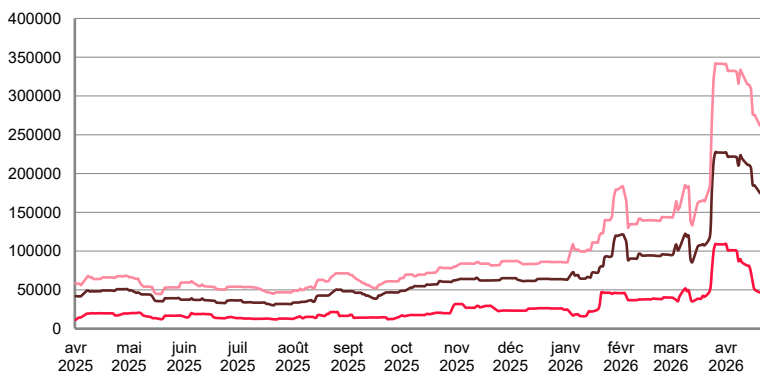
**AFRAMAX**

**WORLDSCALE**



	TODAY	FRIDAY	DAILY TREND	MTD AVERAGE
—BALTIC / UKC 100kT	262.5	275.0	▼	307.1
—BALTIC / STATES 100kT	140.0	148.0	▼	209.7
—NSEA / UKC 80kT	327.5	342.5	▼	383.2

**TIME CHARTER EQUIVALENT (\$/DAY)**

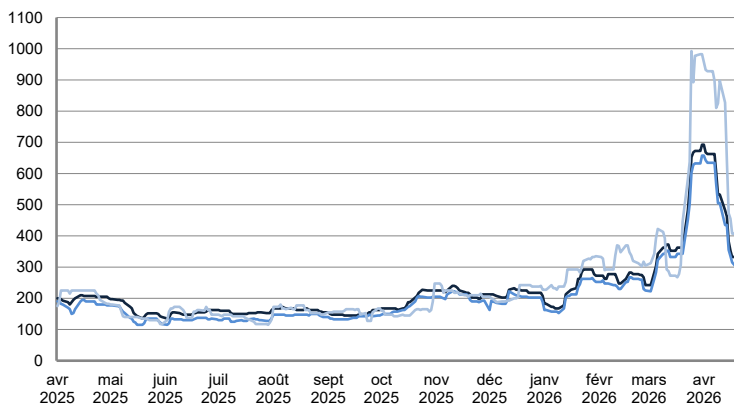


	TODAY	FRIDAY	DAILY TREND	MTD AVERAGE
—BALTIC / UKC 100kT	174 742.0	184 764.0	▼	209963.4
—BALTIC / STATES 100kT	46 648.0	50 768.0	▼	83273.9
—NSEA / UKC 80kT	261 743.0	276 013.0	▼	314307.2

CRUDE OIL TANKERS

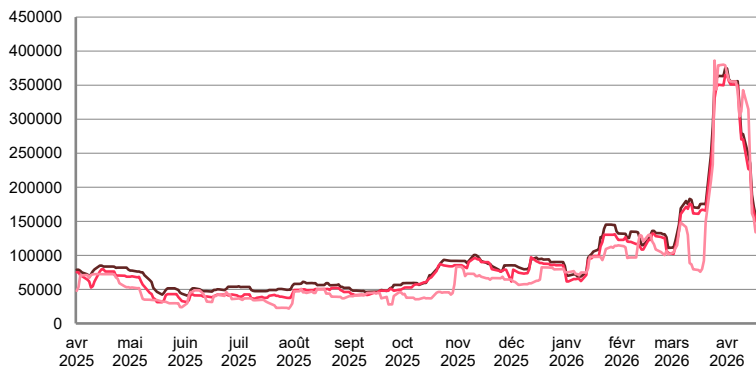
AFRAMAX

WORLDSCALE



	TODAY	FRIDAY	DAILY TREND	MTD AVERAGE
BSEA / MED 80kT	332.5	332.5	▲	525.7
XMED 80kT	295.0	315.0	▲	496.3
CAR / USA 70kT	405.0	407.5	▲	741.9

TIME CHARTER EQUIVALENT (\$/DAY)

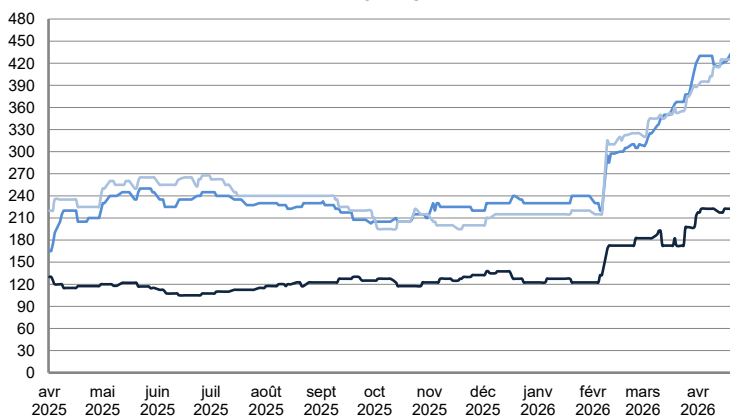


	TODAY	FRIDAY	DAILY TREND	MTD AVERAGE
BSEA / MED 80kT	159 350.0	159 148.0	▲	274129.7
XMED 80kT	140 328.0	151 742.0	▲	264510.3
CAR / USA 70kT	133 424.0	133 966.0	▲	276326.7

PRODUCT TANKERS

DPP

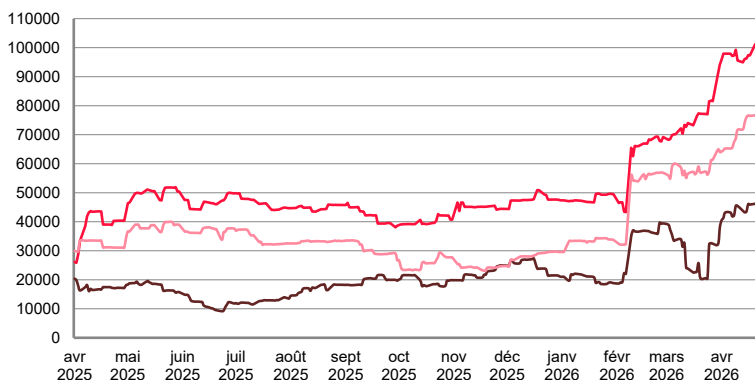
WORLDSCALE



	TODAY	FRIDAY	DAILY TREND	MTD AVERAGE
BALTIC / STATES 55kT	222.5	222.5	▲	220.7
BALTIC / UKC 30kT	435.0	422.5	▲	425.5
BSEA / MED 30kT	425.0	425.0	▲	409.1

\*Since 1 January 2023, rates from the Baltic, which included rates from Russian ports, are no longer quoted. This explains the correction.

TIME CHARTER EQUIVALENT (\$/DAY)

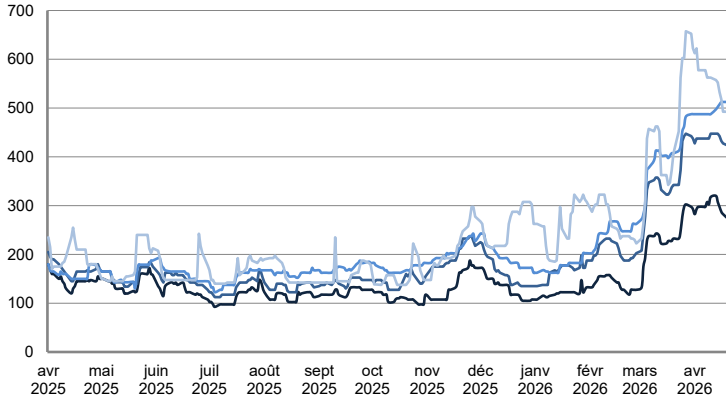


	TODAY	FRIDAY	DAILY TREND	MTD AVERAGE
BALTIC / STATES 55kT	46 216.0	45 921.0	▲	43699.0
BALTIC / UKC 30kT	101 240.0	97 358.0	▲	97310.9
BSEA / MED 30kT	76 704.0	76 488.0	▲	70316.4

PRODUCT TANKERS

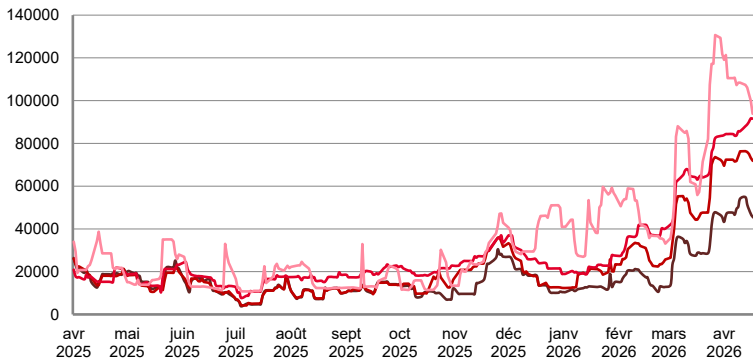
CPP

WORLDSCALE



	TODAY	FRIDAY	DAILY TREND	MTD AVERAGE
UKC / STATES 37kT	272.5	282.5	▼	297.3
UKC / WAF 33kT	422.5	427.5	▼	437.1
BALTIC / UKC 30kT	512.5	512.5	▬	496.1
BSEA / MED 30kT	492.5	492.5	▬	557.1

TIME CHARTER EQUIVALENT (\$/DAY)

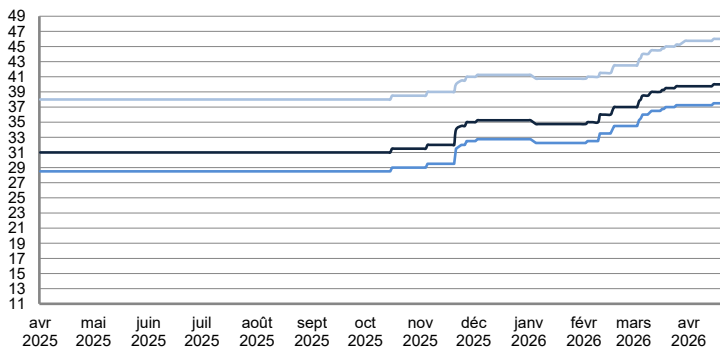


	TODAY	FRIDAY	DAILY TREND	MTD AVERAGE
UKC / STATES 37kT	43 436.0	45 721.0	▼	48340.5
UKC / WAF 33kT	70 993.0	71 957.0	▼	73135.0
BALTIC / UKC 30kT	91 772.0	91 594.0	▲	86983.9
BSEA / MED 30kT	94 059.0	93 858.0	▲	107193.1

SMALL TANKERS

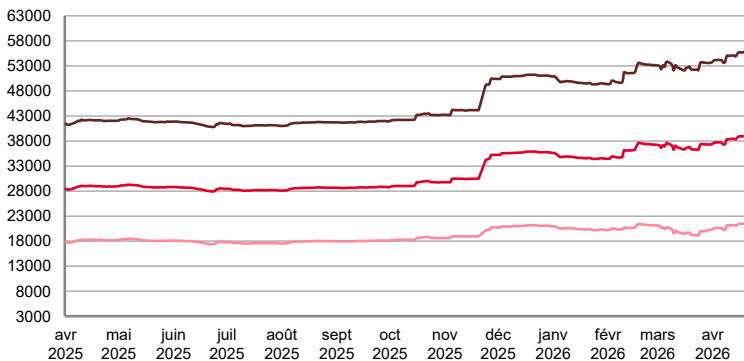
DPP

\$ / T



	TODAY	FRIDAY	DAILY TREND	MTD AVERAGE
BALTIC / UKC 15kT	40.0	40.0	▬	39.8
BALTIC / UKC 12kT	37.5	37.5	▬	37.3
BALTIC / UKC 6kT	46.0	46.0	▬	45.8

TIME CHARTER EQUIVALENT (\$/DAY)

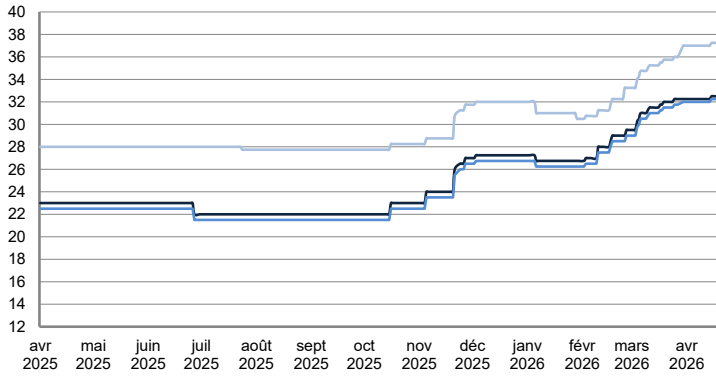


	TODAY	FRIDAY	DAILY TREND	MTD AVERAGE
BALTIC / UKC 15kT	55 807.0	55 687.0	▲	54745.6
BALTIC / UKC 10kT	39 030.0	38 923.0	▲	38166.2
BALTIC / UKC 6kT	21 548.0	21 459.0	▲	20924.6

SMALL TANKERS

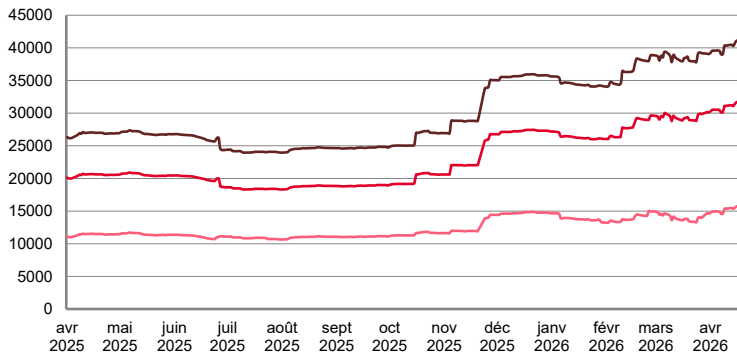
CPP

\$ / T



	TODAY	FRIDAY	DAILY TREND	MTD AVERAGE
BALTIC / UKC 15KT	32.5	32.5	▲	32.3
BALTIC / UKC 12KT	32.3	32.3	▲	32.1
BALTIC / UKC 6kT	37.3	37.3	▲	37.1

TIME CHARTER EQUIVALENT (\$/DAY)

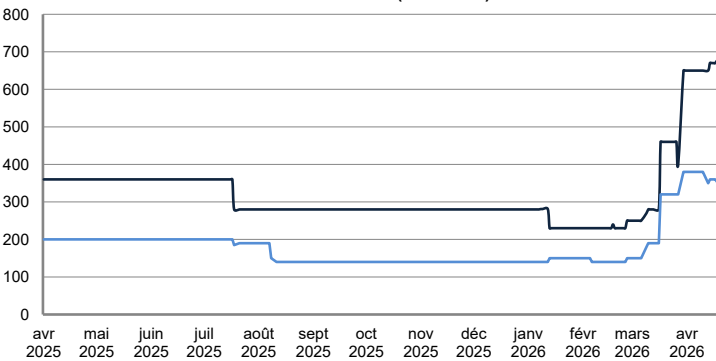


	TODAY	FRIDAY	DAILY TREND	MTD AVERAGE
BALTIC / UKC 15KT	41 242.0	41 096.0	▲	40121.6
BALTIC / UKC 12KT	31 799.0	31 690.0	▲	30949.2
BALTIC / UKC 6kT	15 814.0	15 725.0	▲	15218.2

SMALL TANKERS - AFRICA

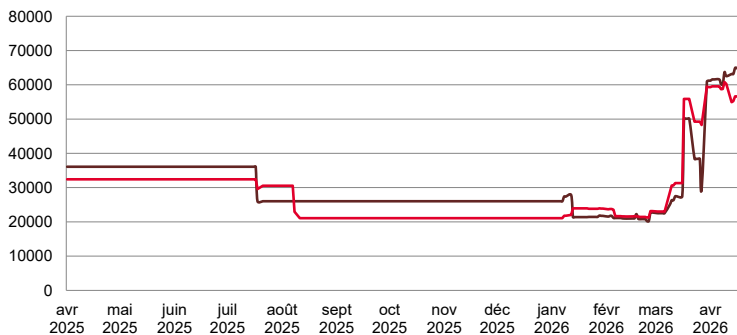
CPP

LUMPSUM (000's US\$)



	TODAY	FRIDAY	DAILY TREND	MTD AVERAGE
XWAF 15kT	690 000.0	670 000.0	▲	658571.4
XWAF 10kT	340 000.0	360 000.0	▼	369285.7

TIME CHARTER EQUIVALENT (\$/DAY)



	TODAY	FRIDAY	DAILY TREND	MTD AVERAGE
XWAF 15kT	67 423.0	64 623.0	▲	62891.6
XWAF 10kT	52 845.0	56 479.0	▼	57801.7

Disclaimer:

This publication has been prepared by Riverlake.

While every care has been taken to ensure the accuracy of the information contained in the document, Riverlake does not assume or accept any responsibility for the correctness or completeness of the material set out herein. The rates contained in this publication are indicative only and are subject to change without notice.

The views expressed do not necessarily reflect the views of Riverlake or any of the Riverlake affiliated companies. It should not be seen or regarded as a business recommendation or a solicitation to do business.

This publication is copyright of Riverlake. Unauthorised reproduction or redistribution is prohibited unless approved by Riverlake.