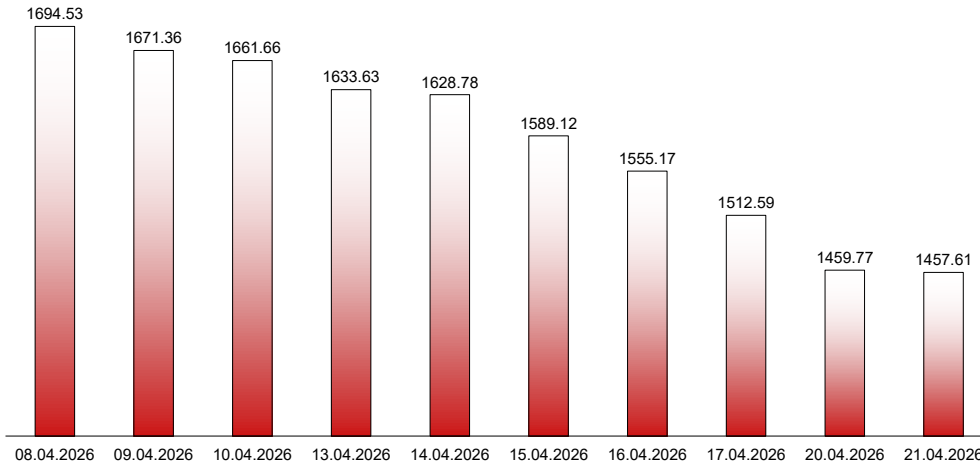




21.04.2026

RIVERLAKE european TANKER INDEX (ReTI)*



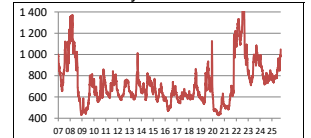
ReTI values

Max	01.04.26	1759.20
Today		1457.61
Min	20.11.20	427.37

ReTI trends

daily	-2.16
avg last decade	-148.04
avg last 30 days	479.63

ReTI since May 2007



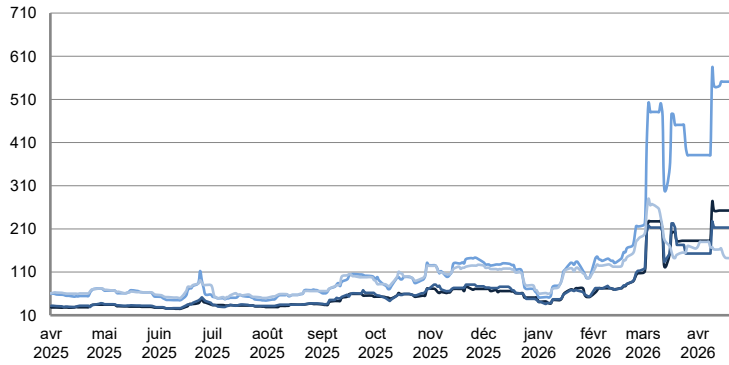
* The Riverlake european Tanker Index (ReTI) is a composite index. All main European tanker movements are represented being six crude oil tanker routes, six clean petroleum products tanker routes and five dirty petroleum tanker routes. The oil tanker stems represented are between 6'000 MT to 135'000 MT. It covers all regions in Europe including the North Sea, Baltic Sea, UKContinent, Mediterranean and Black Sea.

RIVERLAKE TANKER INDEX (RTI)

CRUDE OIL TANKERS

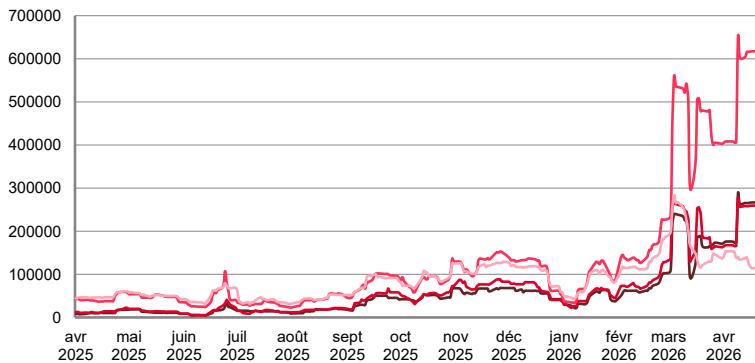
VLCC

WORLDSCALE



	TODAY	MONDAY	DAILY TREND	MTD AVERAGE
AG / USG 280kT	252.5	252.5	▲	225.8
AG / UKC 280kT	213.0	213.0	▲	190.0
AG / EAST 270kT	551.0	551.0	▲	483.7
WAF / USG 260kT	142.5	142.5	▲	162.7

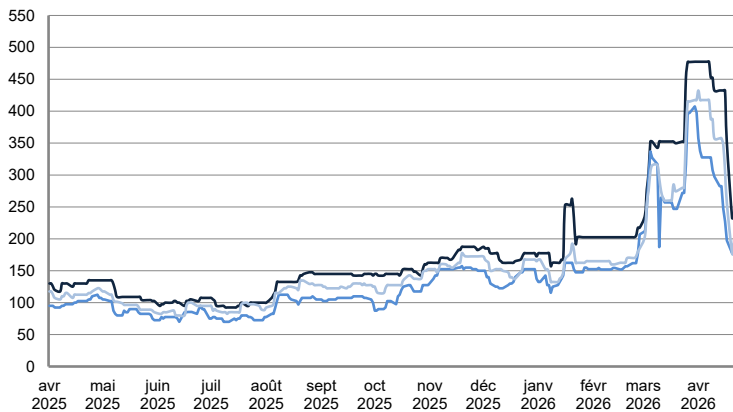
TIME CHARTER EQUIVALENT (\$/DAY)



	TODAY	MONDAY	DAILY TREND	MTD AVERAGE
AG / USG 280kT	266 768.0	266 876.0	▼	230871.5
AG / UKC 280kT	259 562.0	259 654.0	▼	223028.3
AG / EAST 270kT	617 129.0	617 392.0	▼	533287.9
WAF / USG 260kT	116 533.0	115 101.0	▲	135312.5

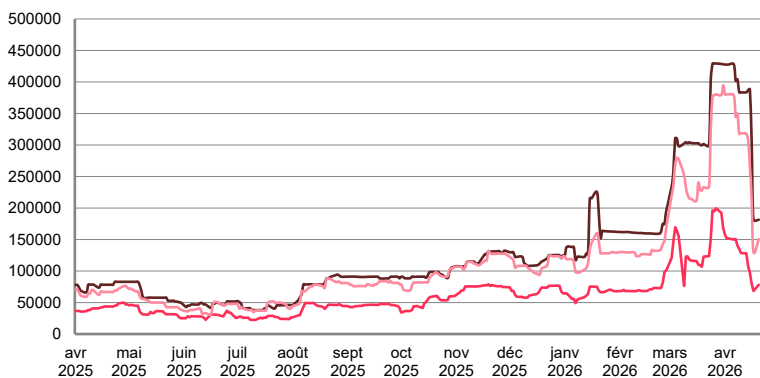
SUEZMAX

WORLDSCALE



	TODAY	MONDAY	DAILY TREND	MTD AVERAGE
—BSEA / MED 135kT	232.5	232.5	▲	418.2
—WAF / USG 130kT	192.5	177.5	▲	162.7
—XMED 135kT	197.5	177.5	▲	349.2

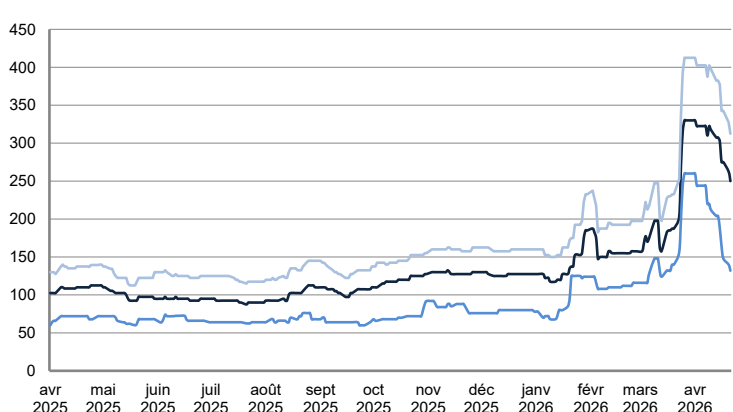
TIME CHARTER EQUIVALENT (\$/DAY)



	TODAY	MONDAY	DAILY TREND	MTD AVERAGE
—BSEA / MED 135kT	181 490.0	181 533.0	▼	369269.1
—WAF / USG 130kT	78 005.0	68 371.0	▲	126190.7
—XMED 135kT	150 695.0	130 530.0	▲	308751.7

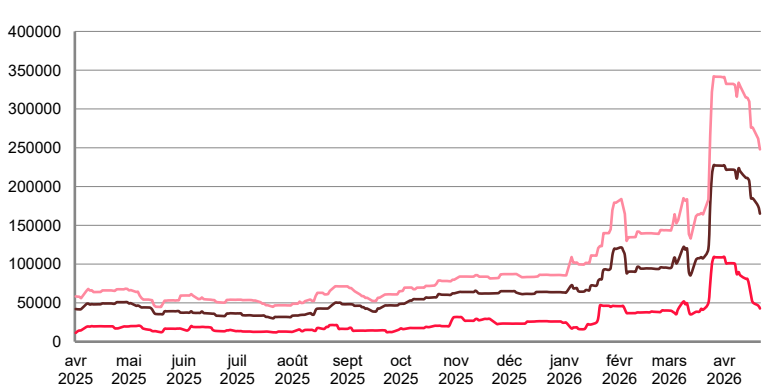
AFRAMAX

WORLDSCALE



	TODAY	MONDAY	DAILY TREND	MTD AVERAGE
—BALTIC / UKC 100kT	250.0	262.5	▼	303.3
—BALTIC / STATES 100kT	132.0	140.0	▼	204.5
—NSEA / UKC 80kT	312.5	327.5	▼	378.5

TIME CHARTER EQUIVALENT (\$/DAY)

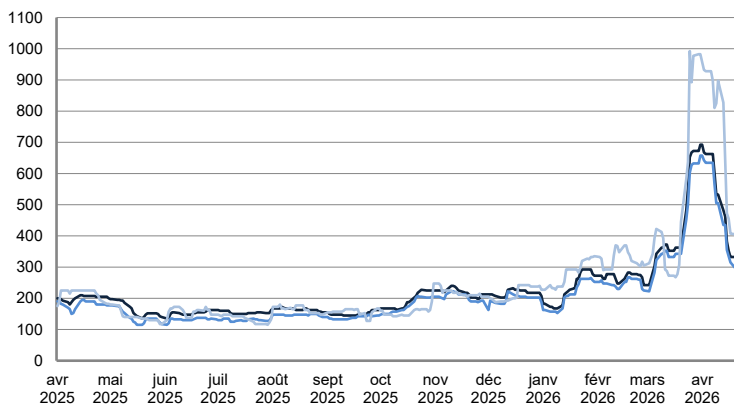


	TODAY	MONDAY	DAILY TREND	MTD AVERAGE
—BALTIC / UKC 100kT	165 034.0	174 742.0	▼	206968.1
—BALTIC / STATES 100kT	42 736.0	46 648.0	▼	80571.4
—NSEA / UKC 80kT	247 947.0	261 743.0	▼	309883.2

CRUDE OIL TANKERS

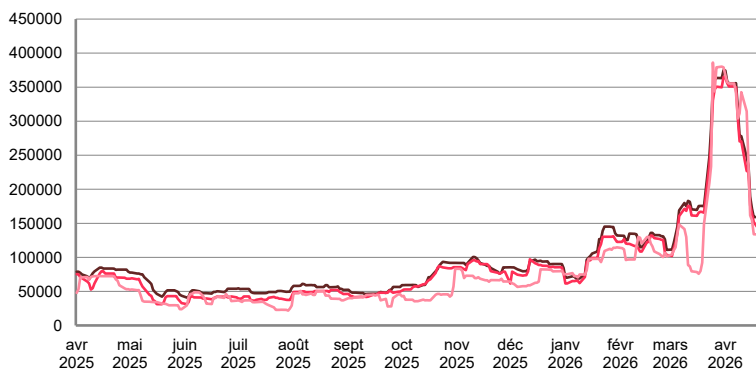
AFRAMAX

WORLDSCALE



	TODAY	MONDAY	DAILY TREND	MTD AVERAGE
BSEA / MED 80kT	302.5	332.5	▼	510.8
XMED 80kT	275.0	295.0	▼	481.6
CAR / USA 70kT	397.5	405.0	▼	718.9

TIME CHARTER EQUIVALENT (\$/DAY)

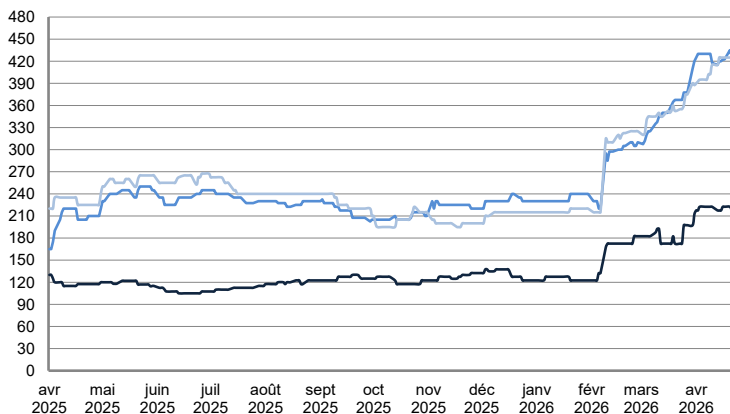


	TODAY	MONDAY	DAILY TREND	MTD AVERAGE
BSEA / MED 80kT	140 937.0	159 350.0	▼	265250.2
XMED 80kT	126 922.0	140 328.0	▼	255337.7
CAR / USA 70kT	131 051.0	133 424.0	▼	266641.7

PRODUCT TANKERS

DPP

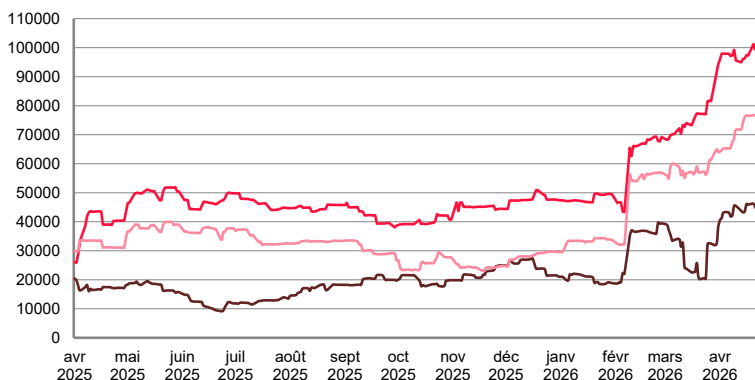
WORLDSCALE



	TODAY	MONDAY	DAILY TREND	MTD AVERAGE
BALTIC / STATES 55kT	217.5	222.5	▼	220.5
BALTIC / UKC 30kT	427.5	435.0	▼	425.7
BSEA / MED 30kT	425.0	425.0	■	410.2

*Since 1 January 2023, rates from the Baltic, which included rates from Russian ports, are no longer quoted. This explains the correction.

TIME CHARTER EQUIVALENT (\$/DAY)

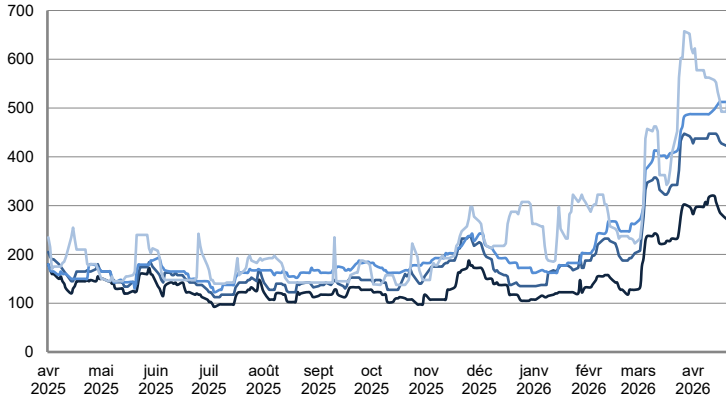


	TODAY	MONDAY	DAILY TREND	MTD AVERAGE
BALTIC / STATES 55kT	44 878.0	46 216.0	▼	43777.6
BALTIC / UKC 30kT	99 359.0	101 240.0	▼	97447.5
BSEA / MED 30kT	76 634.0	76 704.0	▼	70737.5

PRODUCT TANKERS

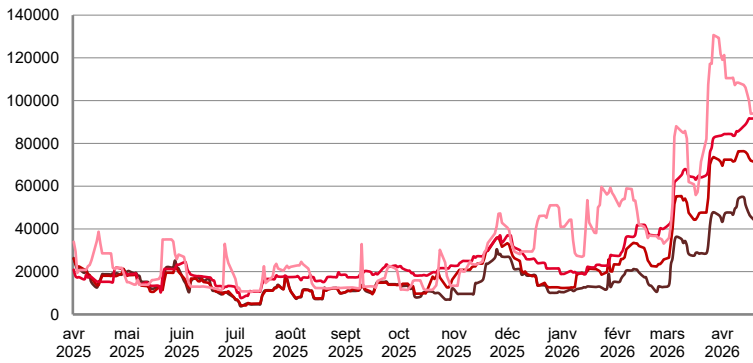
CPP

WORLDSCALE



	TODAY	MONDAY	DAILY TREND	MTD AVERAGE
—UKC / STATES 37kT	272.5	272.5	■	295.7
—UKC / WAF 33kT	422.5	422.5	■	436.2
—BALTIC / UKC 30kT	512.5	512.5	■	497.2
—BSEA / MED 30kT	552.5	492.5	▲	556.8

TIME CHARTER EQUIVALENT (\$/DAY)

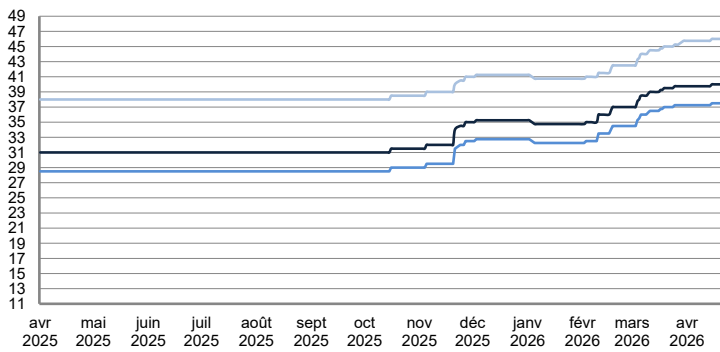


	TODAY	MONDAY	DAILY TREND	MTD AVERAGE
—UKC / STATES 37kT	43 786.0	43 436.0	▲	48036.9
—UKC / WAF 33kT	71 307.0	70 993.0	▲	73013.1
—BALTIC / UKC 30kT	92 086.0	91 772.0	▲	87324.1
—BSEA / MED 30kT	108 424.0	94 059.0	▲	107275.2

SMALL TANKERS

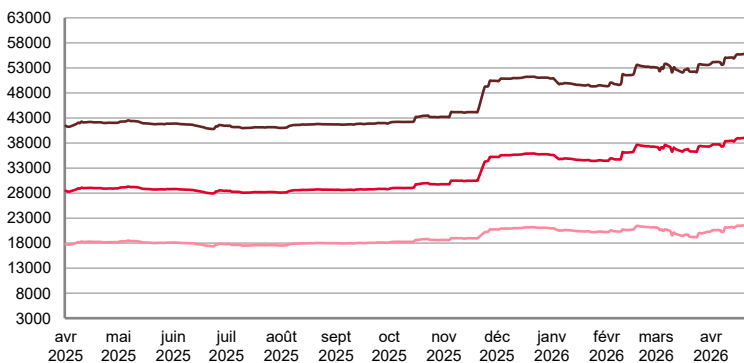
DPP

\$ / T



	TODAY	MONDAY	DAILY TREND	MTD AVERAGE
—BALTIC / UKC 15kT	40.0	40.0	■	39.8
—BALTIC / UKC 12kT	37.5	37.5	■	37.3
—BALTIC / UKC 6kT	46.0	46.0	■	45.8

TIME CHARTER EQUIVALENT (\$/DAY)

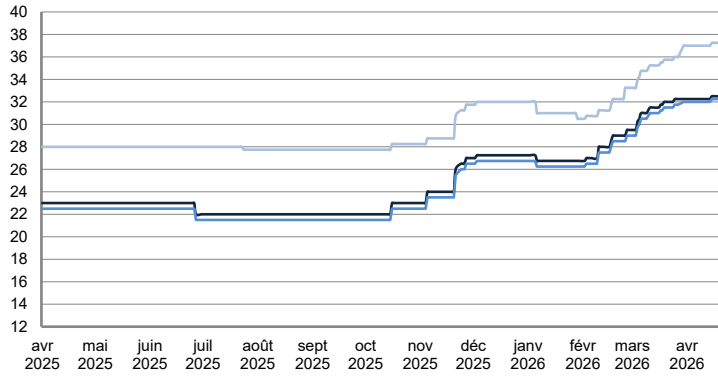


	TODAY	MONDAY	DAILY TREND	MTD AVERAGE
—BALTIC / UKC 15kT	56 023.0	55 807.0	▲	54830.7
—BALTIC / UKC 10kT	39 228.0	39 030.0	▲	38237.0
—BALTIC / UKC 6kT	21 715.0	21 548.0	▲	20977.3

SMALL TANKERS

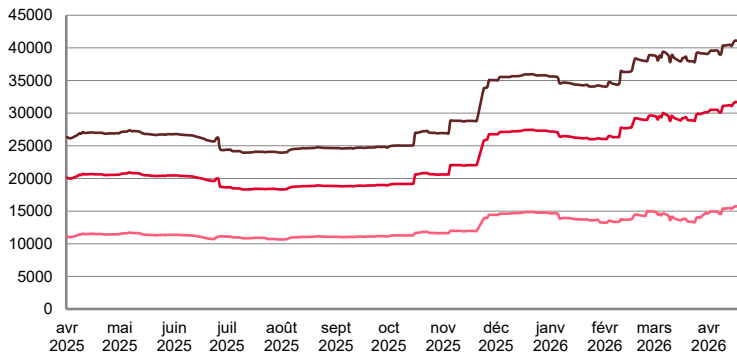
CPP

\$ / T



	TODAY	MONDAY	DAILY TREND	MTD AVERAGE
BALTIC / UKC 15KT	32.5	32.5	▲	32.3
BALTIC / UKC 12KT	32.3	32.3	▲	32.1
BALTIC / UKC 6kT	37.3	37.3	▲	37.1

TIME CHARTER EQUIVALENT (\$/DAY)

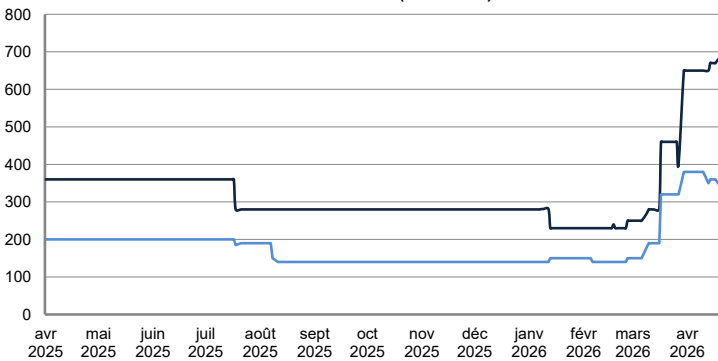


	TODAY	MONDAY	DAILY TREND	MTD AVERAGE
BALTIC / UKC 15KT	41 522.0	41 242.0	▲	40214.9
BALTIC / UKC 12KT	32 006.0	31 799.0	▲	31019.7
BALTIC / UKC 6kT	15 986.0	15 814.0	▲	15269.4

SMALL TANKERS - AFRICA

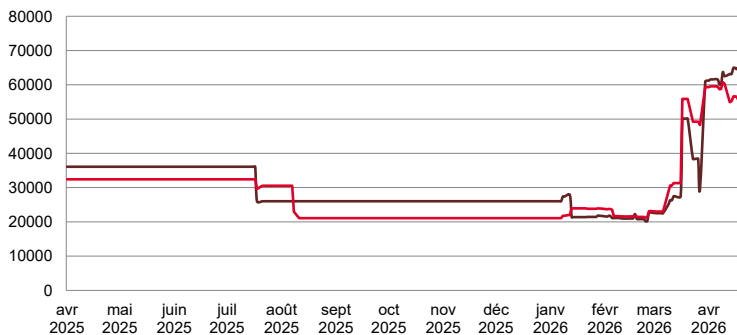
CPP

LUMPSUM (000's US\$)



	TODAY	MONDAY	DAILY TREND	MTD AVERAGE
XWAF 15kT	700 000.0	690 000.0	▲	661333.3
XWAF 10kT	290 000.0	340 000.0	▼	364000.0

TIME CHARTER EQUIVALENT (\$/DAY)



	TODAY	MONDAY	DAILY TREND	MTD AVERAGE
XWAF 15kT	69 056.0	67 423.0	▲	63302.6
XWAF 10kT	43 548.0	52 845.0	▼	56851.5

Disclaimer:

This publication has been prepared by Riverlake.

While every care has been taken to ensure the accuracy of the information contained in the document, Riverlake does not assume or accept any responsibility for the correctness or completeness of the material set out herein. The rates contained in this publication are indicative only and are subject to change without notice.

The views expressed do not necessarily reflect the views of Riverlake or any of the Riverlake affiliated companies. It should not be seen or regarded as a business recommendation or a solicitation to do business.

This publication is copyright of Riverlake. Unauthorised reproduction or redistribution is prohibited unless approved by Riverlake.