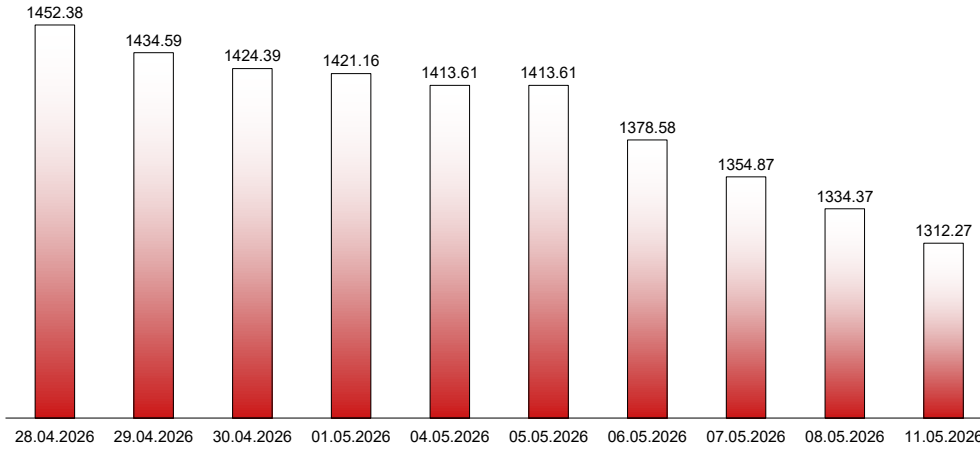




11.05.2026

RIVERLAKE european TANKER INDEX (ReTI)*



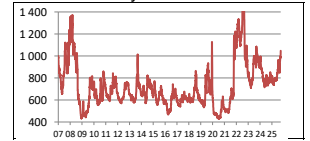
ReTI values

Max	01.04.26	1759.20
Today		1312.27
Min	20.11.20	427.37

ReTI trends

daily	-22.10
avg last decade	-107.64
avg last 30 days	243.24

ReTI since May 2007



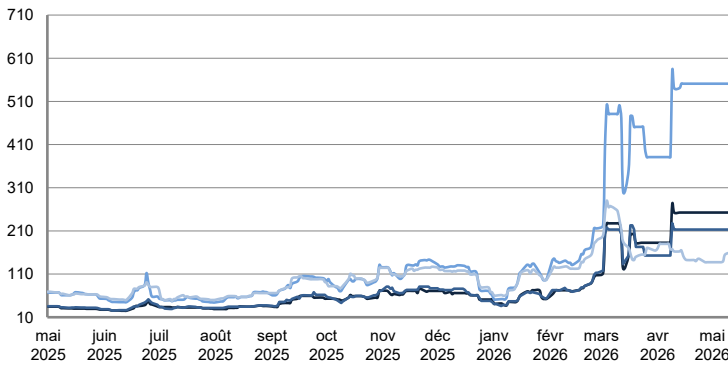
* The Riverlake european Tanker Index (ReTI) is a composite index. All main European tanker movements are represented being six crude oil tanker routes, six clean petroleum products tanker routes and five dirty petroleum tanker routes. The oil tanker stems represented are between 6'000 MT to 135'000 MT. It covers all regions in Europe including the North Sea, Baltic Sea, UKContinent, Mediterranean and Black Sea.

RIVERLAKE TANKER INDEX (RTI)

CRUDE OIL TANKERS

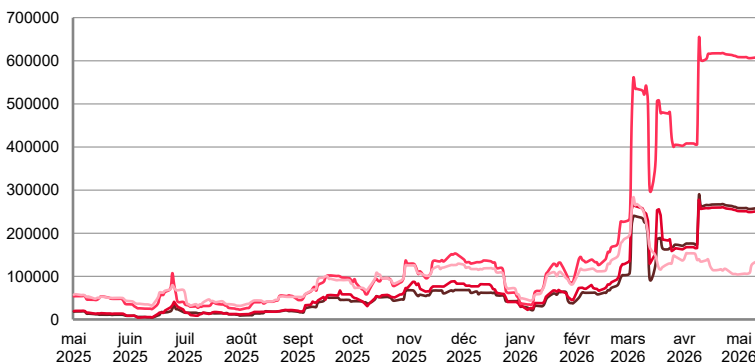
VLCC

WORLDSCALE



	TODAY	FRIDAY	DAILY TREND	MTD AVERAGE
AG / USG 280kT	252.5	252.5	■	252.5
AG / UKC 280kT	213.0	213.0	■	213.0
AG / EAST 270kT	551.0	551.0	■	551.0
WAF / USG 260kT	160.0	155.0	▲	143.6

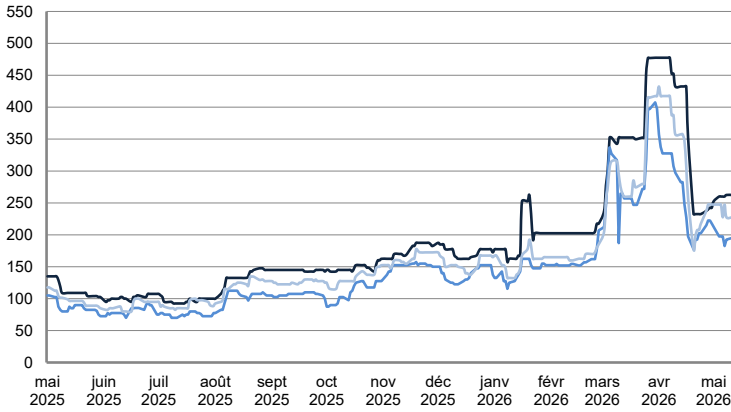
TIME CHARTER EQUIVALENT (\$/DAY)



	TODAY	FRIDAY	DAILY TREND	MTD AVERAGE
AG / USG 280kT	258 303.0	256 560.0	▲	257536.6
AG / UKC 280kT	251 120.0	249 381.0	▲	250342.9
AG / EAST 270kT	608 191.0	606 350.0	▲	607499.4
WAF / USG 260kT	135 303.0	126 915.0	▲	113479.0

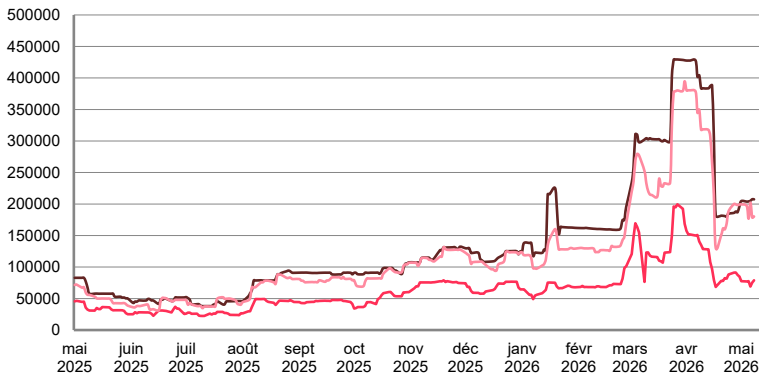
SUEZMAX

WORLDSCALE



	TODAY	FRIDAY	DAILY TREND	MTD AVERAGE
—BSEA / MED 135kT	262.5	262.5	▬	259.6
—WAF / USG 130kT	195.0	192.5	▲	143.6
—XMED 135kT	227.5	227.5	▬	238.9

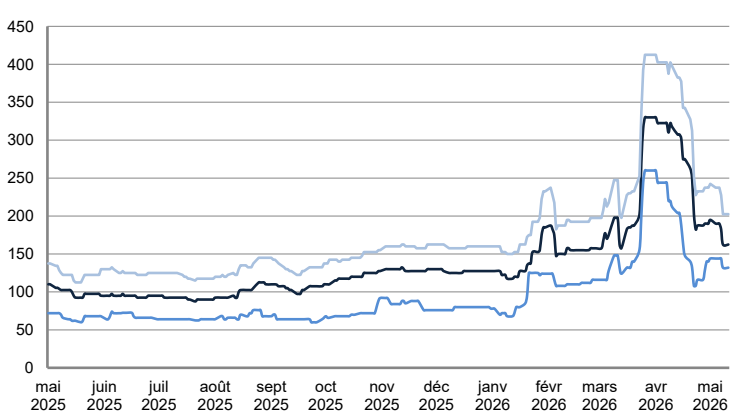
TIME CHARTER EQUIVALENT (\$/DAY)



	TODAY	FRIDAY	DAILY TREND	MTD AVERAGE
—BSEA / MED 135kT	207 354.0	207 599.0	▼	204146.0
—WAF / USG 130kT	78 881.0	75 321.0	▲	77166.9
—XMED 135kT	180 231.0	178 686.0	▲	190445.1

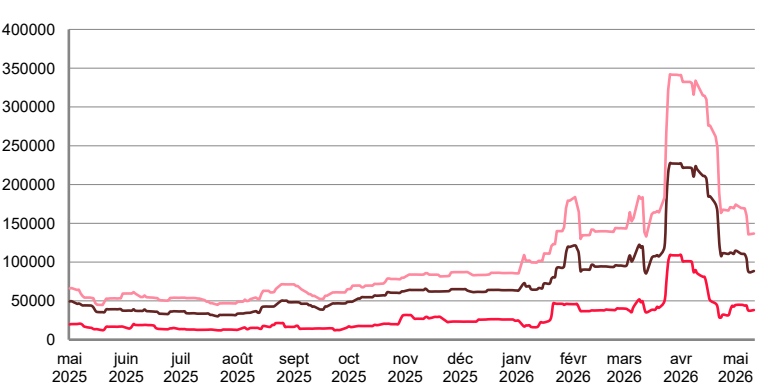
AFRAMAX

WORLDSCALE



	TODAY	FRIDAY	DAILY TREND	MTD AVERAGE
—BAL TIC / UKC 100kT	162.5	162.5	▬	181.8
—BAL TIC / STATES 100kT	132.0	132.0	▬	140.6
—NSEA / UKC 80kT	202.5	202.5	▬	226.8

TIME CHARTER EQUIVALENT (\$/DAY)

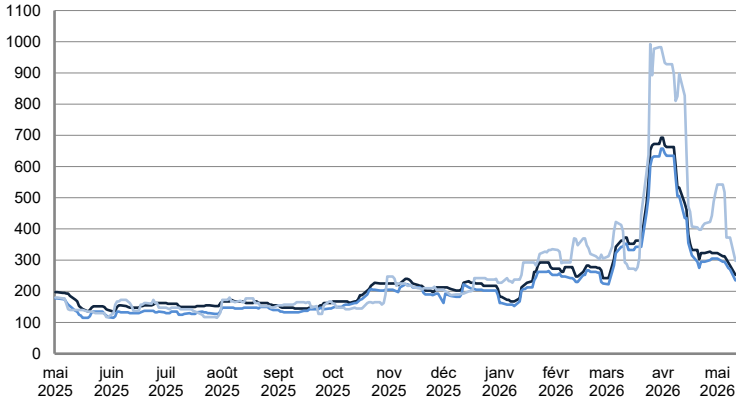


	TODAY	FRIDAY	DAILY TREND	MTD AVERAGE
—BAL TIC / UKC 100kT	88 488.0	87 723.0	▲	103792.6
—BAL TIC / STATES 100kT	38 179.0	37 565.0	▲	42567.4
—NSEA / UKC 80kT	136 722.0	135 725.0	▲	159313.9

CRUDE OIL TANKERS

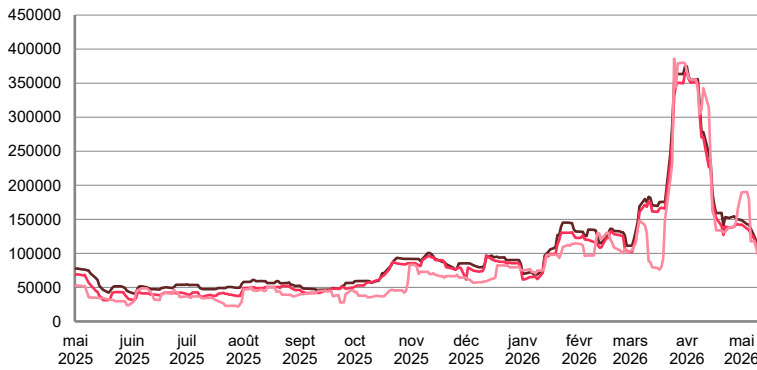
AFRAMAX

WORLDSCALE



	TODAY	FRIDAY	DAILY TREND	MTD AVERAGE
BSEA / MED 80kT	252.5	282.5	▼	296.8
XMED 80kT	235.0	270.0	▼	280.0
CAR / USA 70kT	297.5	372.5	▼	431.1

TIME CHARTER EQUIVALENT (\$/DAY)

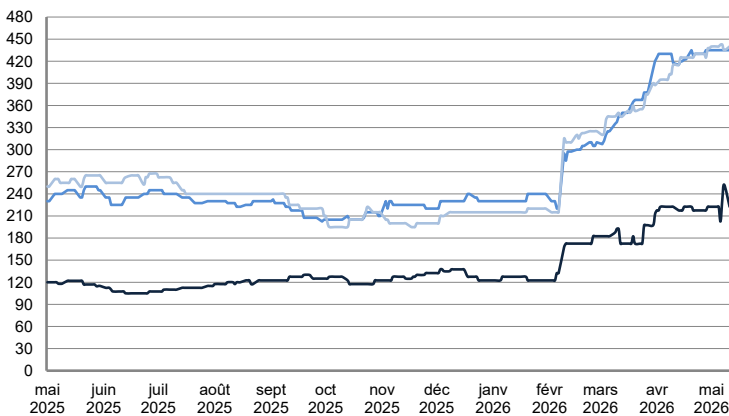


	TODAY	FRIDAY	DAILY TREND	MTD AVERAGE
BSEA / MED 80kT	106 202.0	124 775.0	▼	133127.7
XMED 80kT	99 932.0	120 622.0	▼	126821.1
CAR / USA 70kT	87 628.0	118 118.0	▼	142911.9

PRODUCT TANKERS

DPP

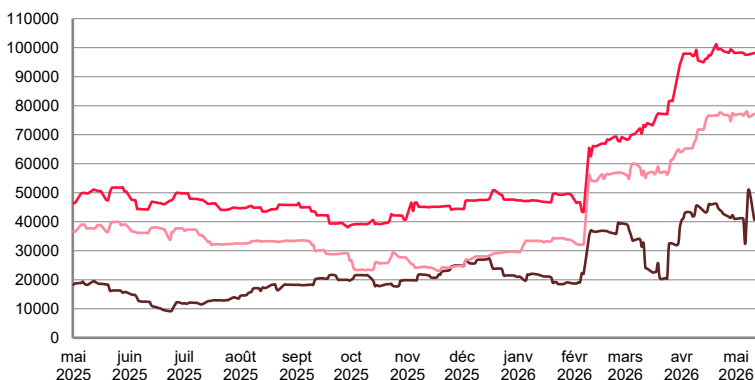
WORLDSCALE



	TODAY	FRIDAY	DAILY TREND	MTD AVERAGE
BALTIC / STATES 55kT	222.5	252.5	▼	225.4
BALTIC / UKC 30kT	435.0	435.0	▬	435.0
BSEA / MED 30kT	440.0	435.0	▲	440.0

*Since 1 January 2023, rates from the Baltic, which included rates from Russian ports, are no longer quoted. This explains the correction.

TIME CHARTER EQUIVALENT (\$/DAY)

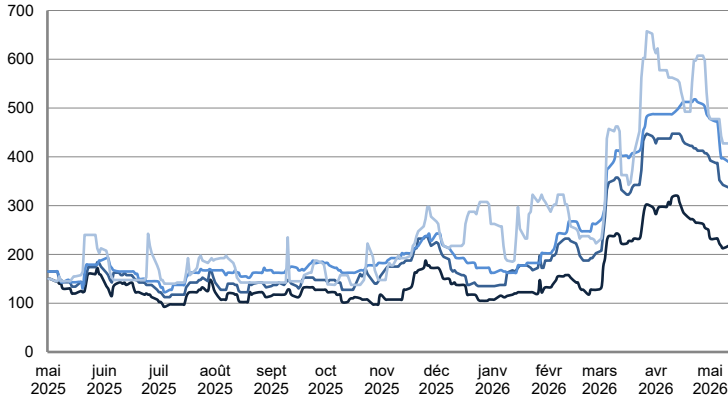


	TODAY	FRIDAY	DAILY TREND	MTD AVERAGE
BALTIC / STATES 55kT	40 704.0	51 111.0	▼	41537.9
BALTIC / UKC 30kT	98 135.0	97 687.0	▲	97935.3
BSEA / MED 30kT	77 184.0	76 118.0	▲	77052.3

PRODUCT TANKERS

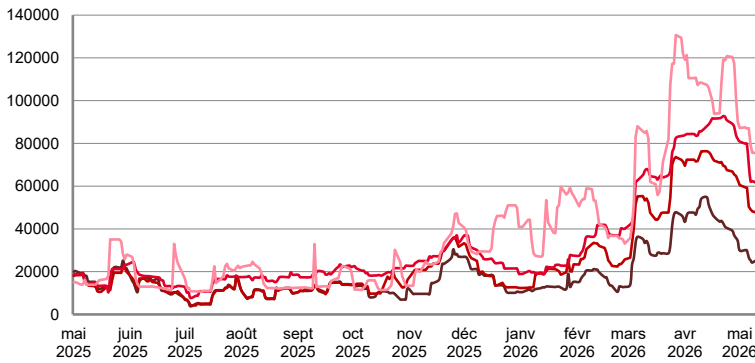
CPP

WORLDSCALE



	TODAY	FRIDAY	DAILY TREND	MTD AVERAGE
UKC / STATES 37kT	217.5	212.5	▲	223.9
UKC / WAF 33kT	337.5	342.5	▼	363.9
BALTIC / UKC 30kT	390.0	397.5	▼	434.3
BSEA / MED 30kT	427.5	427.5	■	458.2

TIME CHARTER EQUIVALENT (\$/DAY)

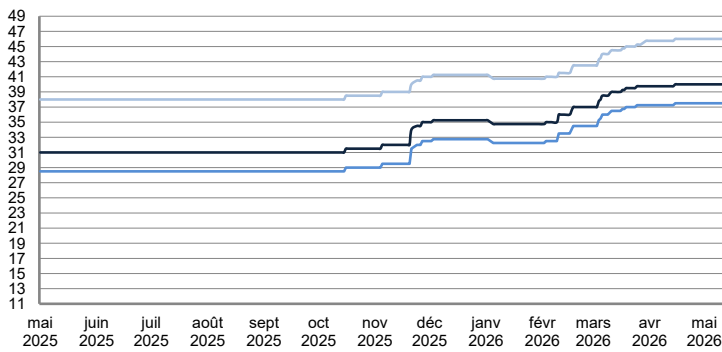


	TODAY	FRIDAY	DAILY TREND	MTD AVERAGE
UKC / STATES 37kT	25 983.0	24 252.0	▲	27432.3
UKC / WAF 33kT	47 477.0	48 166.0	▼	53484.4
BALTIC / UKC 30kT	61 097.0	62 363.0	▼	70911.3
BSEA / MED 30kT	75 489.0	75 618.0	▼	82752.0

SMALL TANKERS

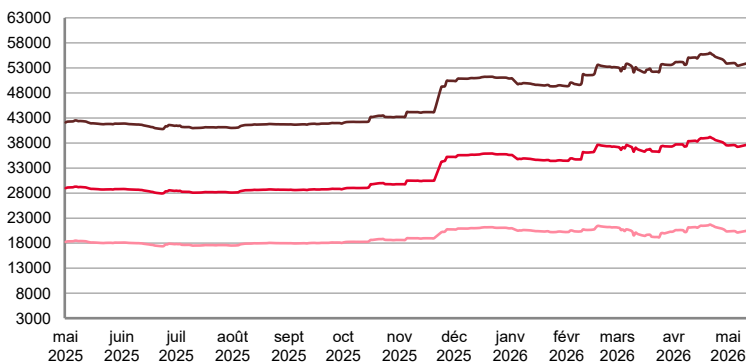
DPP

\$ / T



	TODAY	FRIDAY	DAILY TREND	MTD AVERAGE
BALTIC / UKC 15kT	40.0	40.0	■	40.0
BALTIC / UKC 12kT	37.5	37.5	■	37.5
BALTIC / UKC 6kT	46.0	46.0	■	46.0

TIME CHARTER EQUIVALENT (\$/DAY)

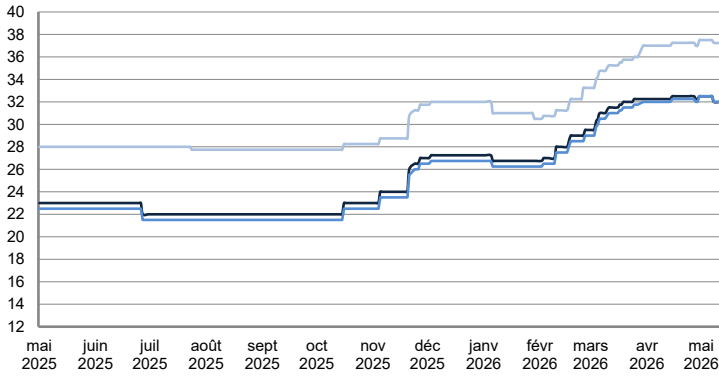


	TODAY	FRIDAY	DAILY TREND	MTD AVERAGE
BALTIC / UKC 15kT	53 877.0	53 591.0	▲	53740.6
BALTIC / UKC 10kT	37 608.0	37 360.0	▲	37445.4
BALTIC / UKC 6kT	20 444.0	20 239.0	▲	20297.0

SMALL TANKERS

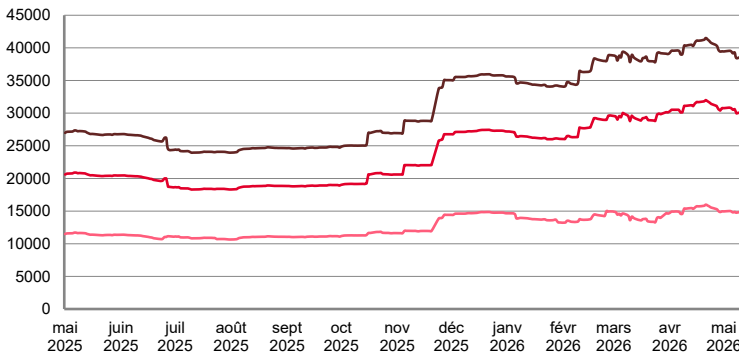
CPP

\$ / T



	TODAY	FRIDAY	DAILY TREND	MTD AVERAGE
BALTIC / UKC 15KT	32.0	32.0	▬	32.4
BALTIC / UKC 12KT	32.0	32.0	▬	32.4
BALTIC / UKC 6kT	37.3	37.3	▬	37.4

TIME CHARTER EQUIVALENT (\$/DAY)

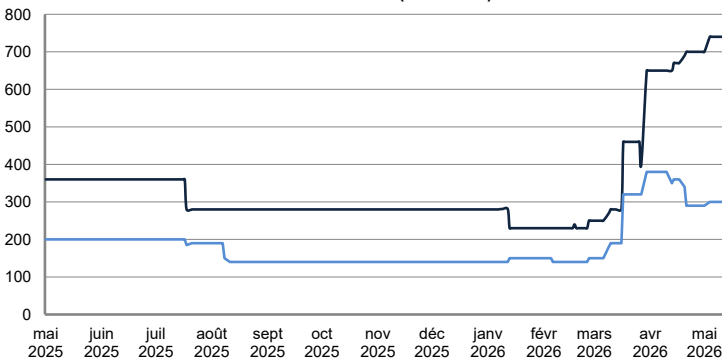


	TODAY	FRIDAY	DAILY TREND	MTD AVERAGE
BALTIC / UKC 15KT	38 756.0	38 425.0	▲	39160.0
BALTIC / UKC 12KT	30 208.0	29 960.0	▲	30531.3
BALTIC / UKC 6kT	14 951.0	14 751.0	▲	14899.7

SMALL TANKERS - AFRICA

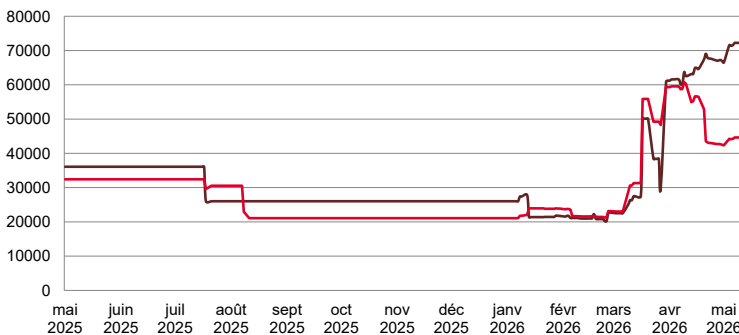
CPP

LUMPSUM (000's US\$)



	TODAY	FRIDAY	DAILY TREND	MTD AVERAGE
XWAF 15kT	740 000.0	740 000.0	▬	734285.7
XWAF 10kT	300 000.0	300 000.0	▬	298571.4

TIME CHARTER EQUIVALENT (\$/DAY)



	TODAY	FRIDAY	DAILY TREND	MTD AVERAGE
XWAF 15kT	72 227.0	72 227.0	▬	71099.4
XWAF 10kT	44 637.0	44 637.0	▬	44123.3

Disclaimer:

This publication has been prepared by Riverlake.

While every care has been taken to ensure the accuracy of the information contained in the document, Riverlake does not assume or accept any responsibility for the correctness or completeness of the material set out herein. The rates contained in this publication are indicative only and are subject to change without notice.

The views expressed do not necessarily reflect the views of Riverlake or any of the Riverlake affiliated companies. It should not be seen or regarded as a business recommendation or a solicitation to do business.

This publication is copyright of Riverlake. Unauthorised reproduction or redistribution is prohibited unless approved by Riverlake.