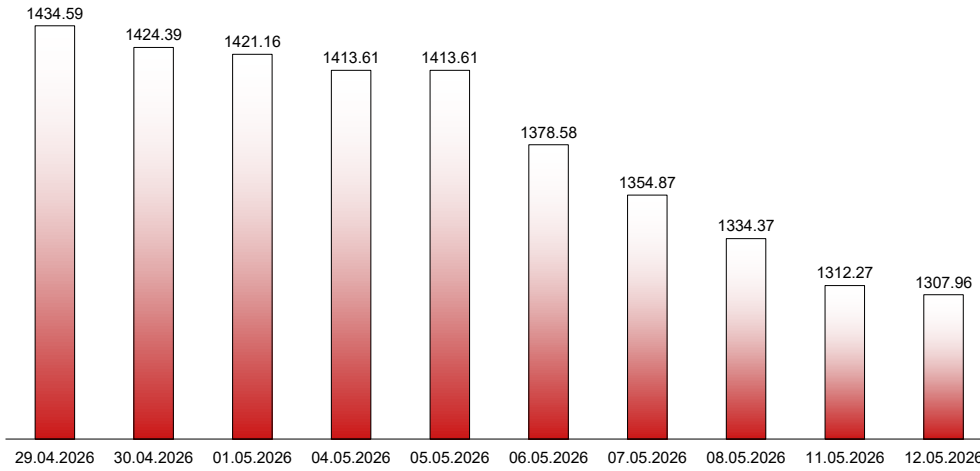




12.05.2026

RIVERLAKE european TANKER INDEX (ReTI)*



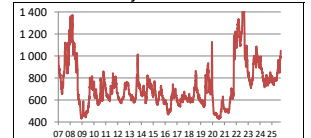
ReTI values

Max	01.04.26	1759.20
Today		1307.96
Min	20.11.20	427.37

ReTI trends

daily	-4.31
avg last decade	-104.44
avg last 30 days	204.85

ReTI since May 2007



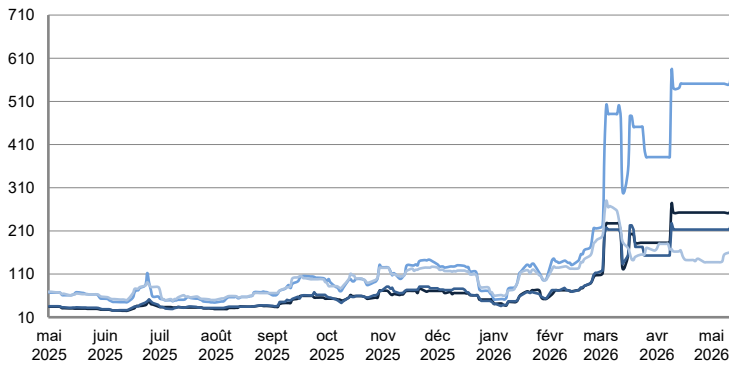
* The Riverlake european Tanker Index (ReTI) is a composite index. All main European tanker movements are represented being six crude oil tanker routes, six clean petroleum products tanker routes and five dirty petroleum tanker routes. The oil tanker stems represented are between 6'000 MT to 135'000 MT. It covers all regions in Europe including the North Sea, Baltic Sea, UKContinent, Mediterranean and Black Sea.

RIVERLAKE TANKER INDEX (RTI)

CRUDE OIL TANKERS

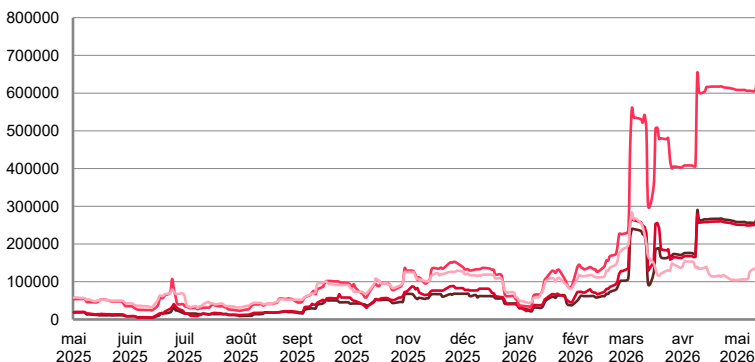
VLCC

WORLDSCALE



	TODAY	MONDAY	DAILY TREND	MTD AVERAGE
AG / USG 280kT	275.0	252.5	▲	255.3
AG / UKC 280kT	233.0	213.0	▲	215.5
AG / EAST 270kT	601.0	551.0	▲	557.3
WAF / USG 260kT	160.0	160.0	■	145.6

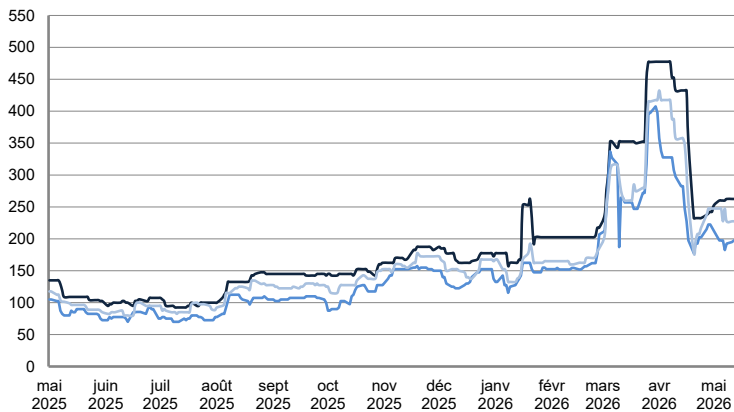
TIME CHARTER EQUIVALENT (\$/DAY)



	TODAY	MONDAY	DAILY TREND	MTD AVERAGE
AG / USG 280kT	285 418.0	258 303.0	▲	261021.8
AG / UKC 280kT	279 579.0	251 120.0	▲	253997.4
AG / EAST 270kT	667 922.0	608 191.0	▲	615052.3
WAF / USG 260kT	134 233.0	135 303.0	▼	116073.3

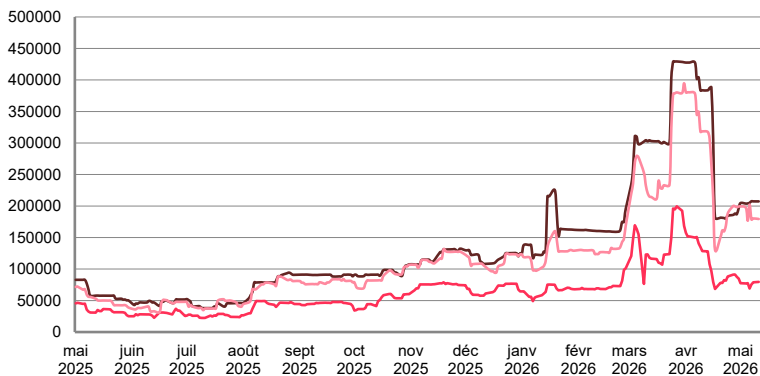
SUEZMAX

WORLDSCALE



	TODAY	MONDAY	DAILY TREND	MTD AVERAGE
—BSEA / MED 135kT	262.5	262.5	▬	260.0
—WAF / USG 130kT	197.5	195.0	▲	145.6
—XMED 135kT	227.5	227.5	▬	237.5

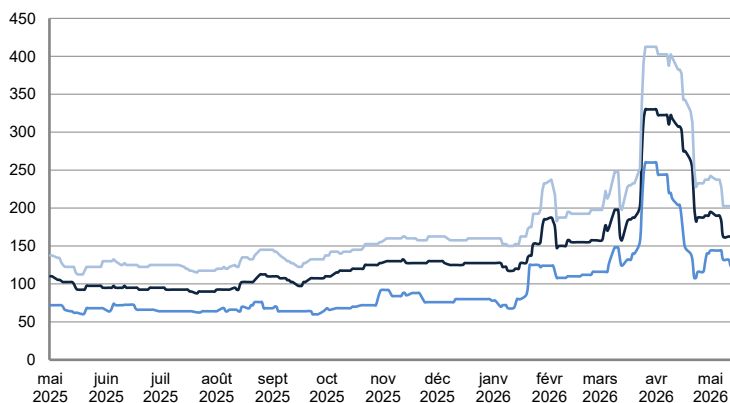
TIME CHARTER EQUIVALENT (\$/DAY)



	TODAY	MONDAY	DAILY TREND	MTD AVERAGE
—BSEA / MED 135kT	207 329.0	207 354.0	▼	204543.9
—WAF / USG 130kT	79 515.0	78 881.0	▲	77460.4
—XMED 135kT	179 403.0	180 231.0	▼	189064.9

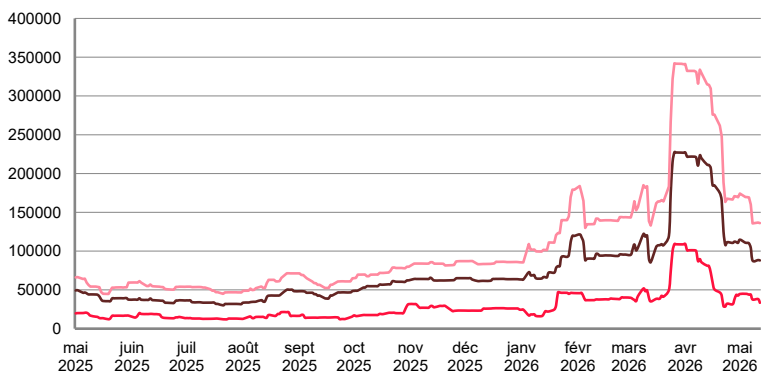
AFRAMAX

WORLDSCALE



	TODAY	MONDAY	DAILY TREND	MTD AVERAGE
—BALTIC / UKC 100kT	162.5	162.5	▬	179.4
—BALTIC / STATES 100kT	124.0	132.0	▼	138.5
—NSEA / UKC 80kT	202.5	202.5	▬	223.8

TIME CHARTER EQUIVALENT (\$/DAY)

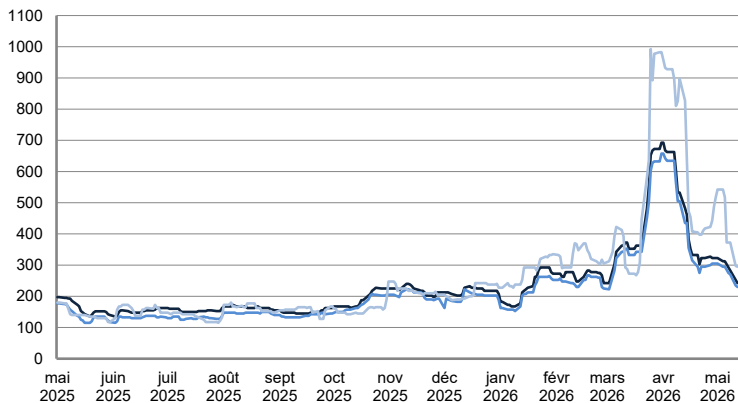


	TODAY	MONDAY	DAILY TREND	MTD AVERAGE
—BALTIC / UKC 100kT	87 956.0	88 488.0	▼	101813.0
—BALTIC / STATES 100kT	33 361.0	38 179.0	▼	41416.6
—NSEA / UKC 80kT	136 046.0	136 722.0	▼	156405.4

CRUDE OIL TANKERS

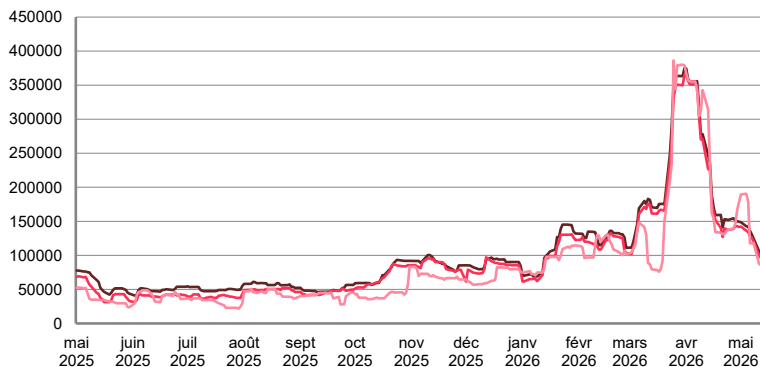
AFRAMAX

WORLDSCALE



	TODAY	MONDAY	DAILY TREND	MTD AVERAGE
BSEA / MED 80kT	242.5	252.5	▼	290.0
XMED 80kT	230.0	235.0	▼	273.8
CAR / USA 70kT	295.0	297.5	▼	414.1

TIME CHARTER EQUIVALENT (\$/DAY)

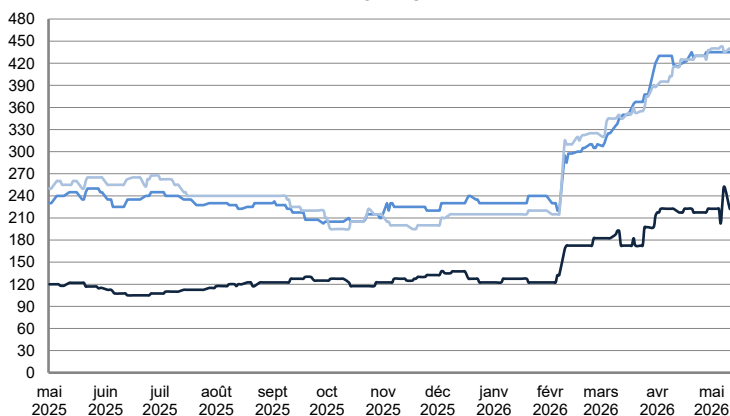


	TODAY	MONDAY	DAILY TREND	MTD AVERAGE
BSEA / MED 80kT	100 056.0	106 202.0	▼	128993.8
XMED 80kT	96 152.0	99 932.0	▼	122987.5
CAR / USA 70kT	85 907.0	87 628.0	▼	135786.3

PRODUCT TANKERS

DPP

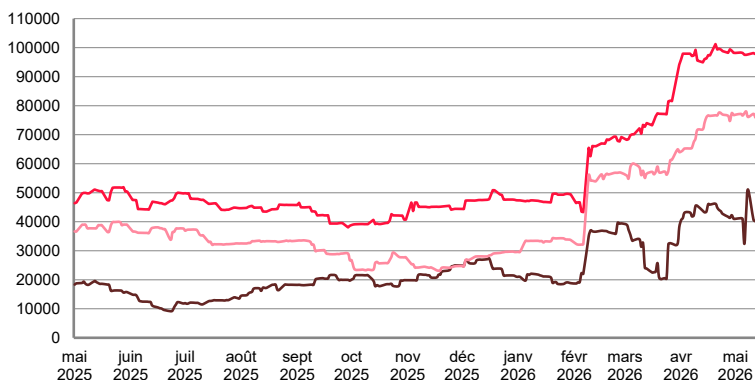
WORLDSCALE



	TODAY	MONDAY	DAILY TREND	MTD AVERAGE
BALTIC / STATES 55kT	222.5	222.5	▬	225.0
BALTIC / UKC 30kT	435.0	435.0	▬	435.0
BSEA / MED 30kT	435.0	440.0	▼	439.4

*Since 1 January 2023, rates from the Baltic, which included rates from Russian ports, are no longer quoted. This explains the correction.

TIME CHARTER EQUIVALENT (\$/DAY)

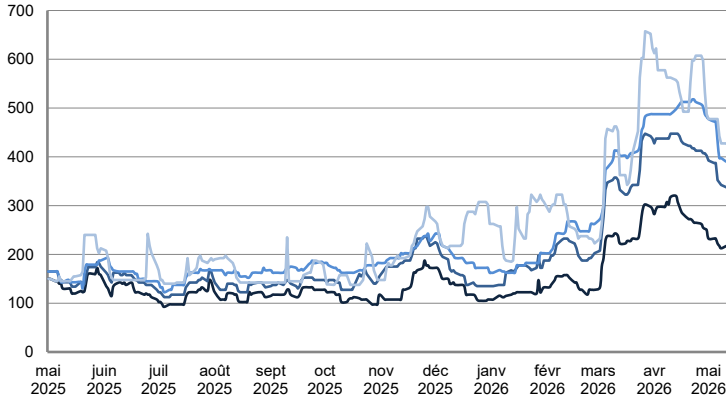


	TODAY	MONDAY	DAILY TREND	MTD AVERAGE
BALTIC / STATES 55kT	40 186.0	40 704.0	▼	41368.9
BALTIC / UKC 30kT	97 814.0	98 135.0	▼	97920.1
BSEA / MED 30kT	75 961.0	77 184.0	▼	76915.9

PRODUCT TANKERS

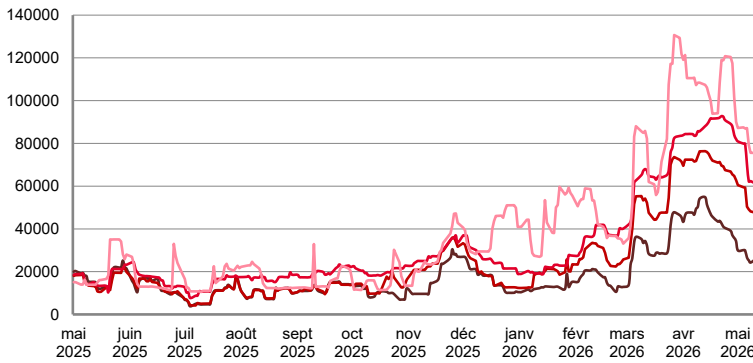
CPP

WORLDSCALE



	TODAY	MONDAY	DAILY TREND	MTD AVERAGE
—UKC / STATES 37kT	217.5	217.5	▬	223.1
—UKC / WAF 33kT	342.5	337.5	▲	361.3
—BALTIC / UKC 30kT	392.5	390.0	▲	429.1
—BSEA / MED 30kT	422.5	427.5	▼	453.8

TIME CHARTER EQUIVALENT (\$/DAY)

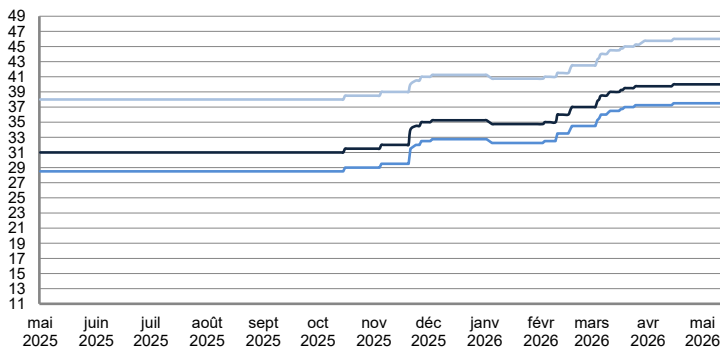


	TODAY	MONDAY	DAILY TREND	MTD AVERAGE
—UKC / STATES 37kT	25 630.0	25 983.0	▼	27207.0
—UKC / WAF 33kT	48 290.0	47 477.0	▲	52835.1
—BALTIC / UKC 30kT	61 355.0	61 097.0	▲	69716.8
—BSEA / MED 30kT	74 268.0	75 489.0	▼	81691.5

SMALL TANKERS

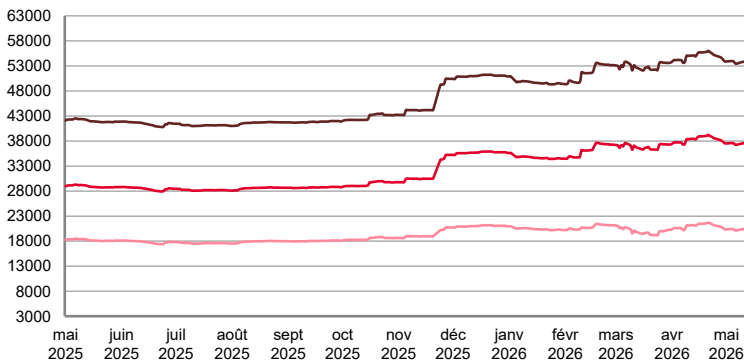
DPP

\$ / T



	TODAY	MONDAY	DAILY TREND	MTD AVERAGE
—BALTIC / UKC 15kT	40.0	40.0	▬	40.0
—BALTIC / UKC 12kT	37.5	37.5	▬	37.5
—BALTIC / UKC 6kT	46.0	46.0	▬	46.0

TIME CHARTER EQUIVALENT (\$/DAY)

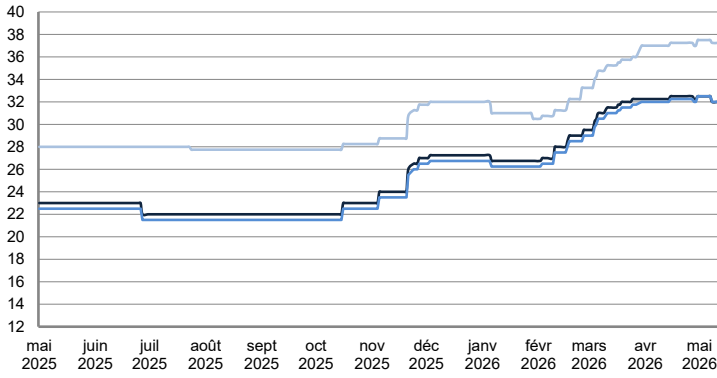


	TODAY	MONDAY	DAILY TREND	MTD AVERAGE
—BALTIC / UKC 15kT	53 673.0	53 877.0	▼	53732.1
—BALTIC / UKC 10kT	37 433.0	37 608.0	▼	37443.9
—BALTIC / UKC 6kT	20 300.0	20 444.0	▼	20297.4

SMALL TANKERS

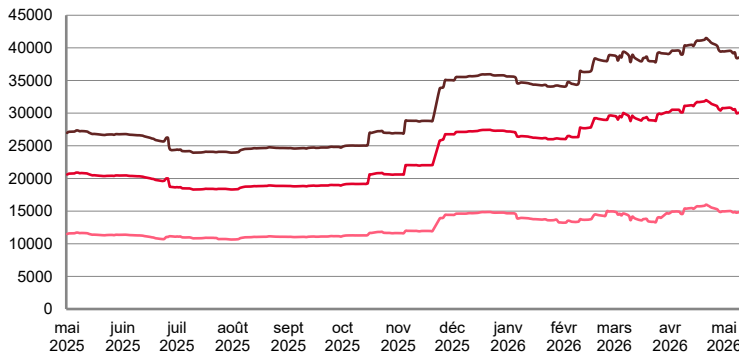
CPP

\$ / T



	TODAY	MONDAY	DAILY TREND	MTD AVERAGE
BALTIC / UKC 15KT	32.0	32.0	▲	32.3
BALTIC / UKC 12KT	32.0	32.0	▲	32.3
BALTIC / UKC 6KT	37.3	37.3	▲	37.4

TIME CHARTER EQUIVALENT (\$/DAY)

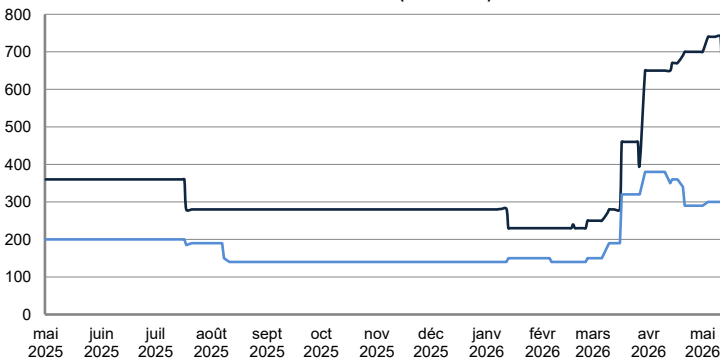


	TODAY	MONDAY	DAILY TREND	MTD AVERAGE
BALTIC / UKC 15KT	38 525.0	38 756.0	▼	39080.6
BALTIC / UKC 12KT	30 034.0	30 208.0	▼	30469.1
BALTIC / UKC 6KT	14 812.0	14 951.0	▼	14888.8

SMALL TANKERS - AFRICA

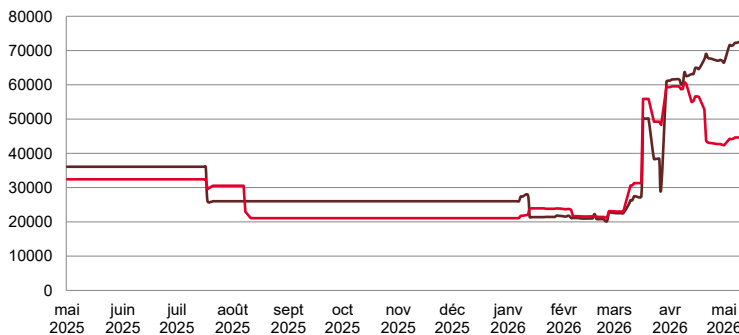
CPP

LUMPSUM (000's US\$)



	TODAY	MONDAY	DAILY TREND	MTD AVERAGE
XWAF 15kT	450 000.0	740 000.0	▼	698750.0
XWAF 10kT	300 000.0	300 000.0	▲	298750.0

TIME CHARTER EQUIVALENT (\$/DAY)



	TODAY	MONDAY	DAILY TREND	MTD AVERAGE
XWAF 15kT	35 622.0	72 227.0	▼	66664.8
XWAF 10kT	44 571.0	44 637.0	▼	44179.3

Disclaimer:

This publication has been prepared by Riverlake.

While every care has been taken to ensure the accuracy of the information contained in the document, Riverlake does not assume or accept any responsibility for the correctness or completeness of the material set out herein. The rates contained in this publication are indicative only and are subject to change without notice.

The views expressed do not necessarily reflect the views of Riverlake or any of the Riverlake affiliated companies. It should not be seen or regarded as a business recommendation or a solicitation to do business.

This publication is copyright of Riverlake. Unauthorised reproduction or redistribution is prohibited unless approved by Riverlake.