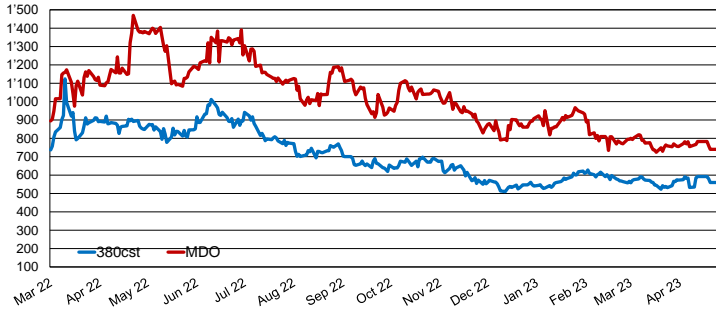


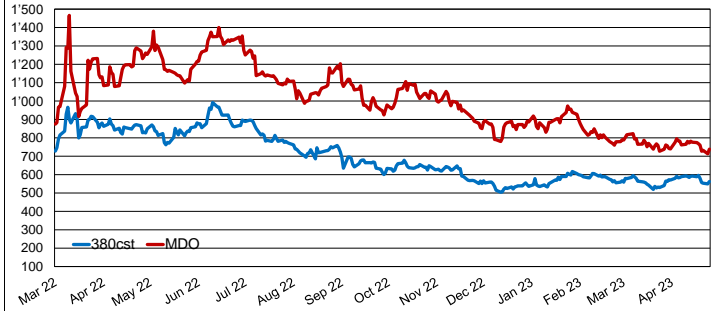
## ANTWERP

	TODAY	MONDAY	DAILY CHANGE %	MTD AVERAGE	YEARLY AVERAGE
LSFO	560.0	560.0	0.0%	560	680
MDO	730.0	740.0	-1.4%	730	1003



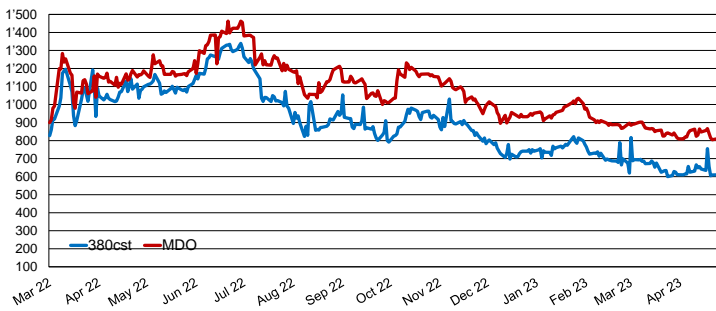
## ROTTERDAM

	TODAY	MONDAY	DAILY CHANGE %	MTD AVERAGE	YEARLY AVERAGE
LSFO	562.75	549.5	2.4%	563	673
MDO	738.5	713.0	3.6%	739	999



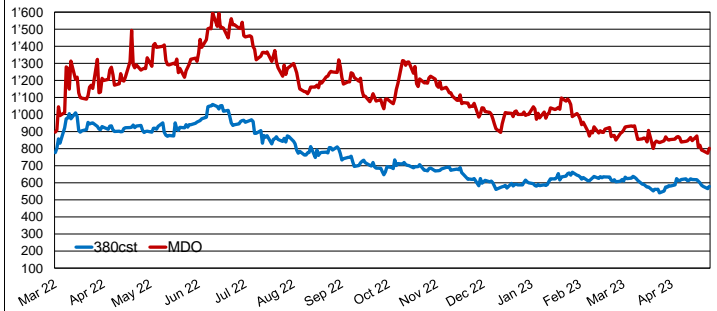
## PIRAEUS

	TODAY	MONDAY	DAILY CHANGE %	MTD AVERAGE	YEARLY AVERAGE
LSFO	603.0	610.0	-1.1%	603	888
MDO	800.5	810.0	-1.2%	801	1069



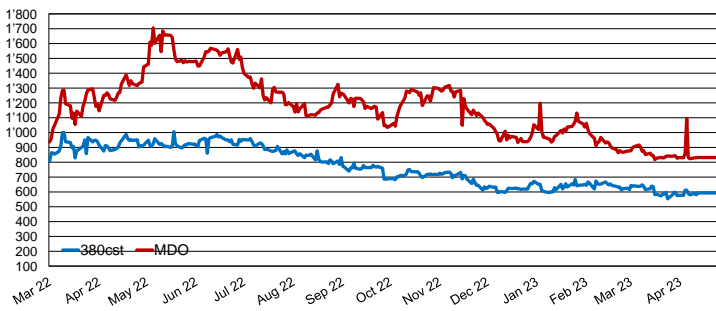
## GIBRALTAR

	TODAY	MONDAY	DAILY CHANGE %	MTD AVERAGE	YEARLY AVERAGE
LSFO	578.75	565.5	2.3%	579	729
MDO	802.5	773.0	3.8%	803	1128



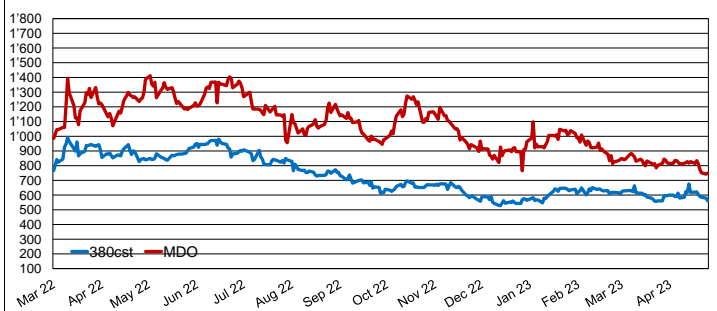
## NEW YORK

	TODAY	MONDAY	DAILY CHANGE %	MTD AVERAGE	YEARLY AVERAGE
LSFO	593.0	593.0	0.0%	593	744
MDO	832.0	832.0	0.0%	832	1156



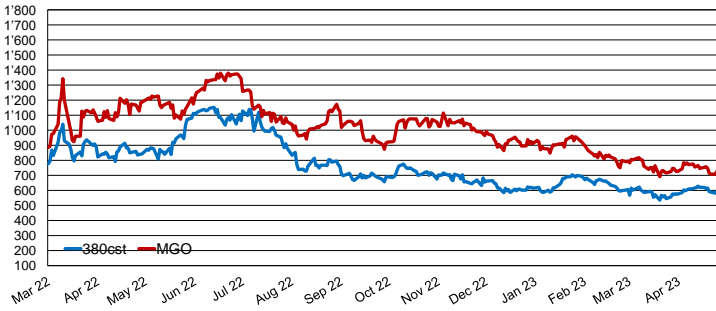
## HOUSTON

	TODAY	MONDAY	DAILY CHANGE %	MTD AVERAGE	YEARLY AVERAGE
LSFO	560.75	580.25	-3.4%	561	703
MDO	749.5	742.25	1.0%	750	1053



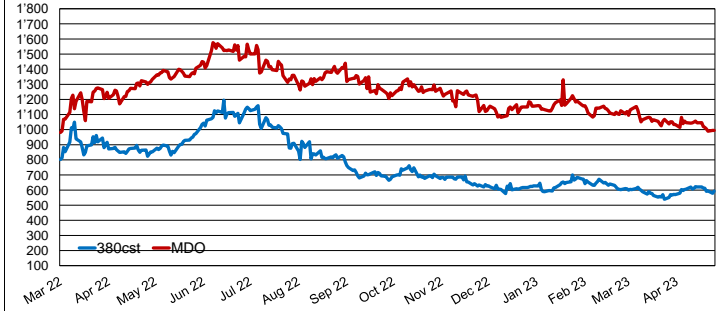
## SINGAPORE

	TODAY	MONDAY	DAILY CHANGE %	MTD AVERAGE	YEARLY AVERAGE
LSFO	601.25	581.75	3.4%	601	754
MDO	730.75	708.25	3.2%	731	998



## FUJAIRAH

	TODAY	MONDAY	DAILY CHANGE %	MTD AVERAGE	YEARLY AVERAGE
LSFO	593.25	578.75	2.5%	593	756
MDO	995.0	995.0	0.0%	995	1253



**Disclaimer:**  
 This publication has been prepared by Riverlake. While every care has been taken to ensure the accuracy of the information contained in the document, Riverlake does not assume or accept any responsibility for the correctness or completeness of the material set out herein. The rates contained in this publication are indicative only and are subject to change without notice. The views expressed do not necessarily reflect the views of Riverlake or any of the Riverlake affiliated companies. It should not be seen or regarded as a business recommendation or a solicitation to do business. This publication is copyright of Riverlake. Unauthorised reproduction or redistribution is prohibited unless approved by Riverlake.