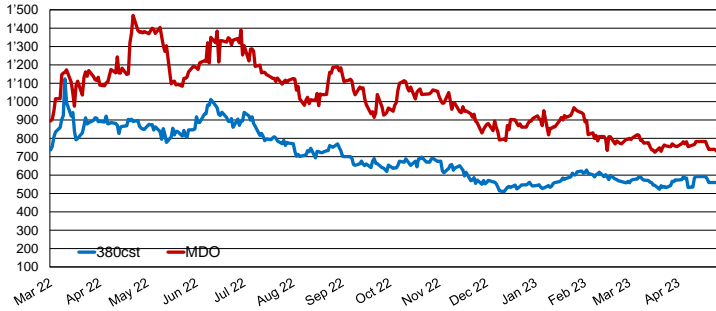


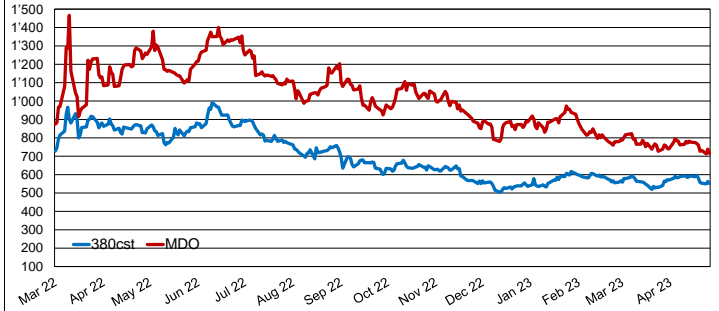
ANTWERP

	TODAY	TUESDAY	DAILY CHANGE %	MTD AVERAGE	YEARLY AVERAGE
LSFO	560.0	560.0	0.0%	560	679
MDO	730.0	730.0	0.0%	730	1001



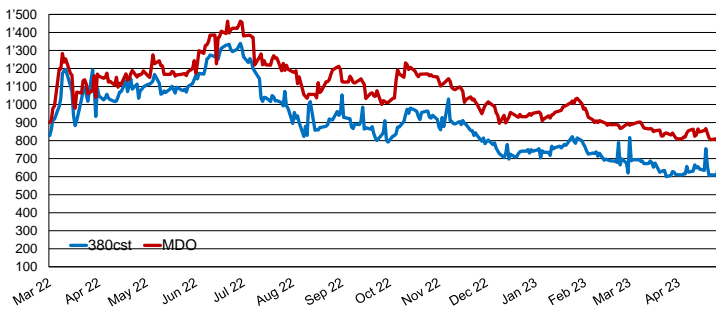
ROTTERDAM

	TODAY	TUESDAY	DAILY CHANGE %	MTD AVERAGE	YEARLY AVERAGE
LSFO	551.75	562.75	-2.0%	552	672
MDO	715.75	738.5	-3.1%	716	996



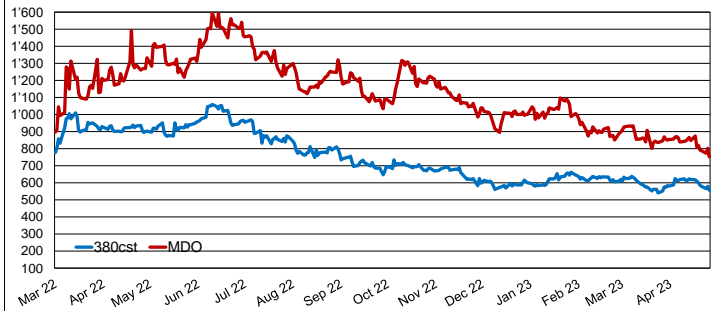
PIRAEUS

	TODAY	TUESDAY	DAILY CHANGE %	MTD AVERAGE	YEARLY AVERAGE
LSFO	702.5	603.0	16.5%	703	886
MDO	792.75	800.5	-1.0%	793	1068



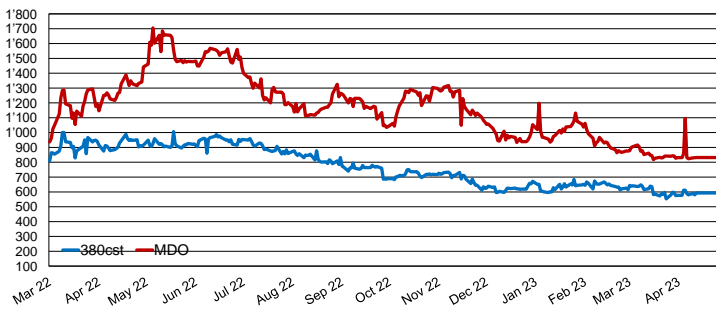
GIBRALTAR

	TODAY	TUESDAY	DAILY CHANGE %	MTD AVERAGE	YEARLY AVERAGE
LSFO	555.75	578.75	-4.0%	556	727
MDO	751.75	802.5	-6.3%	752	1126



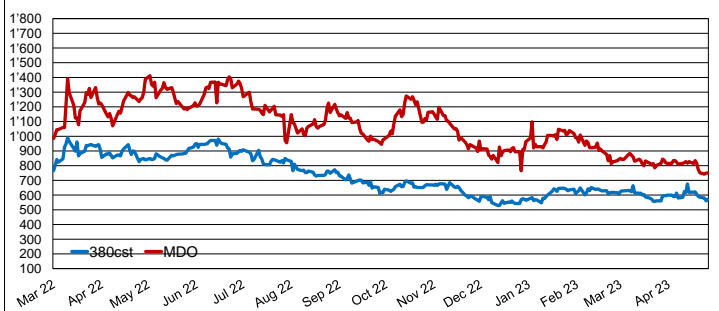
NEW YORK

	TODAY	TUESDAY	DAILY CHANGE %	MTD AVERAGE	YEARLY AVERAGE
LSFO	593.0	593.0	0.0%	593	743
MDO	832.0	832.0	0.0%	832	1154



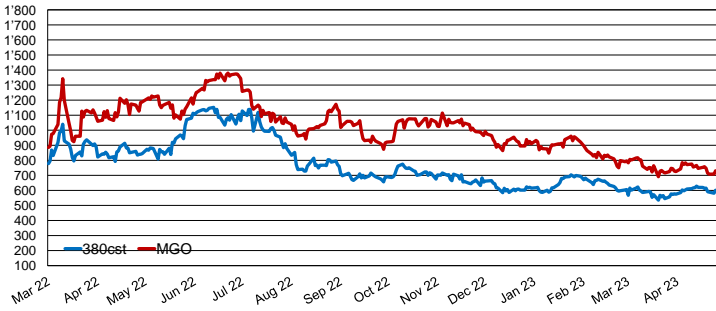
HOUSTON

	TODAY	TUESDAY	DAILY CHANGE %	MTD AVERAGE	YEARLY AVERAGE
LSFO	570.75	560.75	1.8%	571	702
MDO	750.75	749.5	0.2%	751	1051



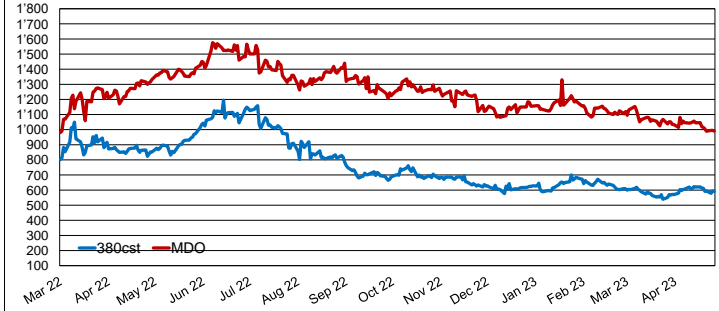
SINGAPORE

	TODAY	TUESDAY	DAILY CHANGE %	MTD AVERAGE	YEARLY AVERAGE
LSFO	596.5	601.25	-0.8%	597	753
MDO	721.75	730.75	-1.2%	722	996



FUJAIRAH

	TODAY	TUESDAY	DAILY CHANGE %	MTD AVERAGE	YEARLY AVERAGE
LSFO	591.5	593.25	-0.3%	592	755
MDO	990.5	995.0	-0.5%	991	1251



Disclaimer:
 This publication has been prepared by Riverlake. While every care has been taken to ensure the accuracy of the information contained in the document, Riverlake does not assume or accept any responsibility for the correctness or completeness of the material set out herein. The rates contained in this publication are indicative only and are subject to change without notice. The views expressed do not necessarily reflect the views of Riverlake or any of the Riverlake affiliated companies. It should not be seen or regarded as a business recommendation or a solicitation to do business. This publication is copyright of Riverlake. Unauthorised reproduction or redistribution is prohibited unless approved by Riverlake.