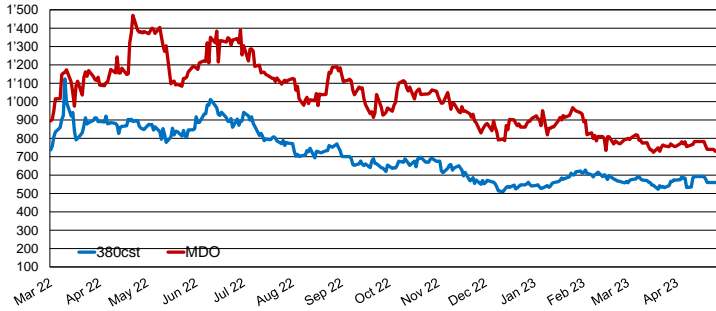


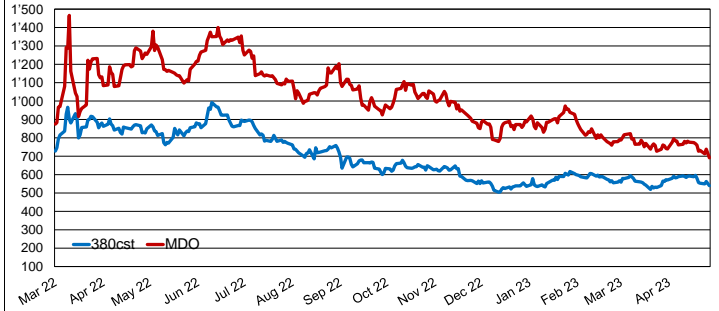
ANTWERP

	TODAY	WEDNESDAY	DAILY CHANGE %	MTD AVERAGE	YEARLY AVERAGE
LSFO	560.0	560.0	0.0%	560	678
MDO	730.0	730.0	0.0%	730	998



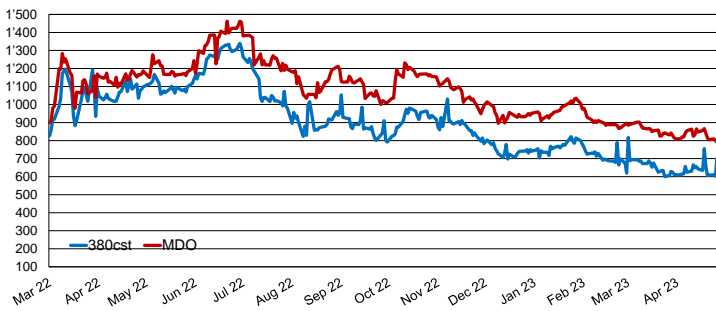
ROTTERDAM

	TODAY	WEDNESDAY	DAILY CHANGE %	MTD AVERAGE	YEARLY AVERAGE
LSFO	539.75	551.75	-2.2%	540	670
MDO	691.25	715.75	-3.4%	691	994



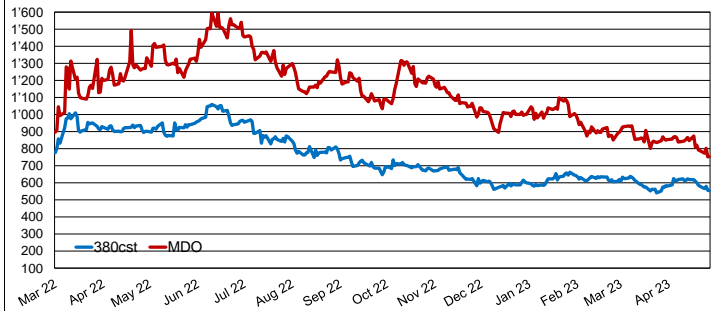
PIRAEUS

	TODAY	WEDNESDAY	DAILY CHANGE %	MTD AVERAGE	YEARLY AVERAGE
LSFO	572.75	702.5	-18.5%	573	884
MDO	775.0	792.75	-2.2%	775	1067



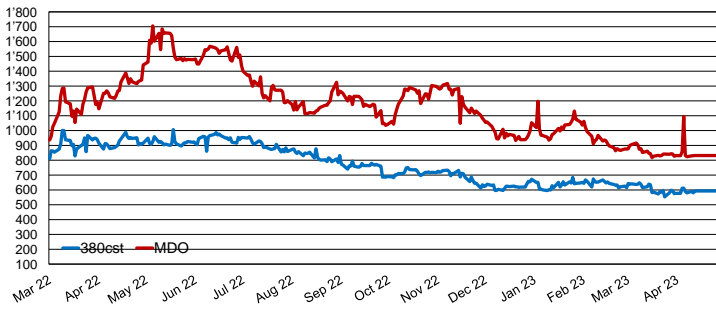
GIBRALTAR

	TODAY	WEDNESDAY	DAILY CHANGE %	MTD AVERAGE	YEARLY AVERAGE
LSFO	553.75	555.75	-0.4%	554	726
MDO	754.25	751.75	0.3%	754	1124



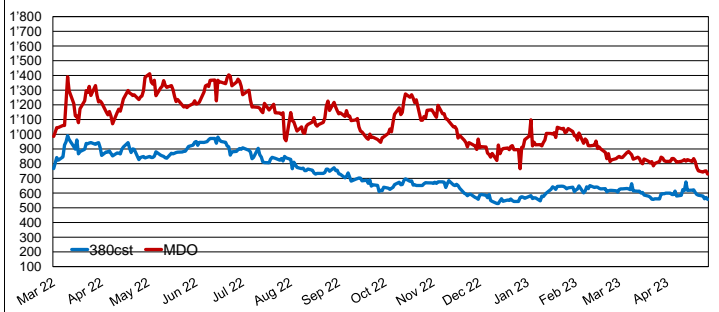
NEW YORK

	TODAY	WEDNESDAY	DAILY CHANGE %	MTD AVERAGE	YEARLY AVERAGE
LSFO	593.0	593.0	0.0%	593	742
MDO	832.0	832.0	0.0%	832	1152



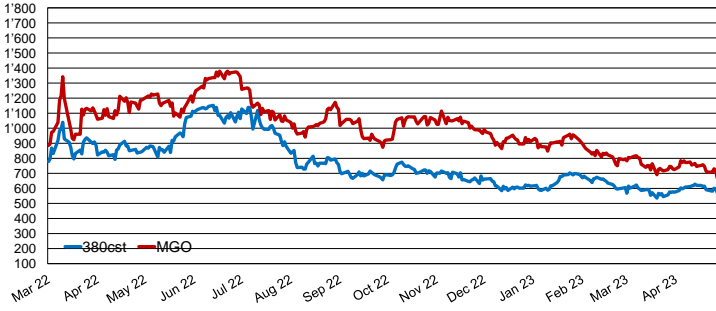
HOUSTON

	TODAY	WEDNESDAY	DAILY CHANGE %	MTD AVERAGE	YEARLY AVERAGE
LSFO	556.75	570.75	-2.5%	557	701
MDO	729.25	750.75	-2.9%	729	1049



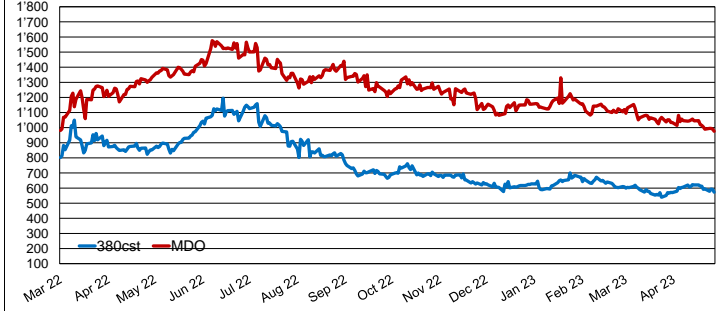
SINGAPORE

	TODAY	WEDNESDAY	DAILY CHANGE %	MTD AVERAGE	YEARLY AVERAGE
LSFO	573.0	596.5	-3.9%	573	752
MDO	669.0	721.75	-7.3%	669	994



FUJAIRAH

	TODAY	WEDNESDAY	DAILY CHANGE %	MTD AVERAGE	YEARLY AVERAGE
LSFO	573.0	591.5	-3.1%	573	754
MDO	976.0	990.5	-1.5%	976	1250



Disclaimer:
 This publication has been prepared by Riverlake. While every care has been taken to ensure the accuracy of the information contained in the document, Riverlake does not assume or accept any responsibility for the correctness or completeness of the material set out herein. The rates contained in this publication are indicative only and are subject to change without notice. The views expressed do not necessarily reflect the views of Riverlake or any of the Riverlake affiliated companies. It should not be seen or regarded as a business recommendation or a solicitation to do business. This publication is copyright of Riverlake. Unauthorised reproduction or redistribution is prohibited unless approved by Riverlake.