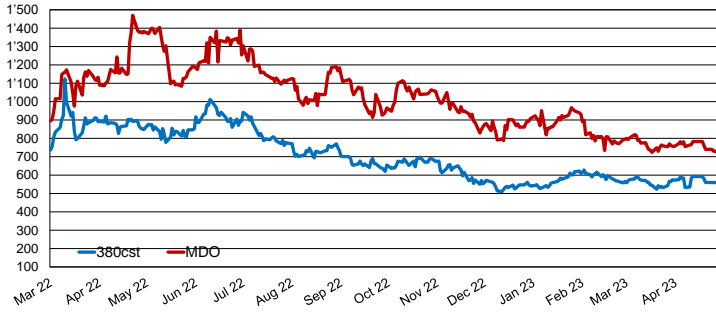


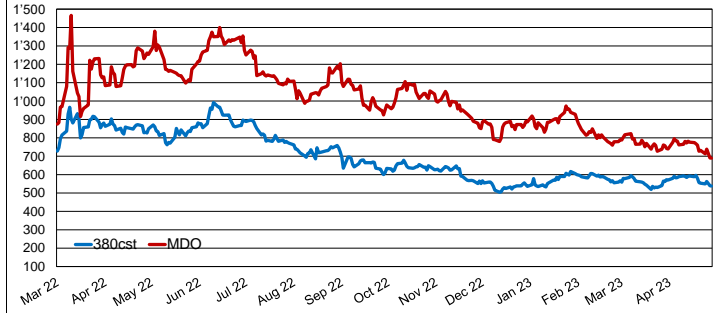
ANTWERP

	TODAY	THURSDAY	DAILY CHANGE %	MTD AVERAGE	YEARLY AVERAGE
LSFO	545.0	560.0	-2.7%	545	677
MDO	705.0	730.0	-3.4%	705	996



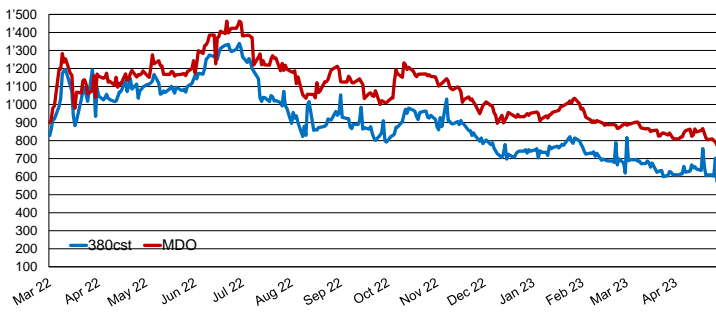
ROTTERDAM

	TODAY	THURSDAY	DAILY CHANGE %	MTD AVERAGE	YEARLY AVERAGE
LSFO	537.75	539.75	-0.4%	538	669
MDO	689.5	691.25	-0.3%	690	992



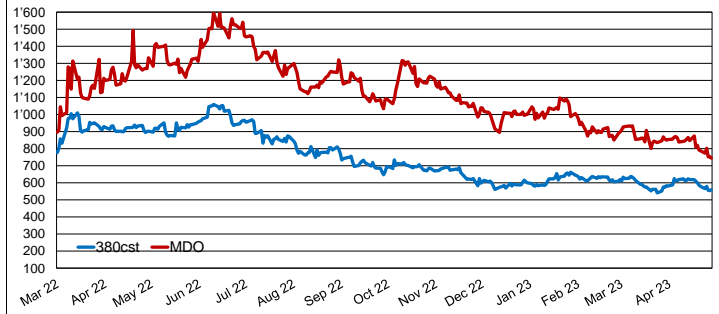
PIRAEUS

	TODAY	THURSDAY	DAILY CHANGE %	MTD AVERAGE	YEARLY AVERAGE
LSFO	581.0	572.75	1.4%	581	882
MDO	765.0	775.0	-1.3%	765	1065



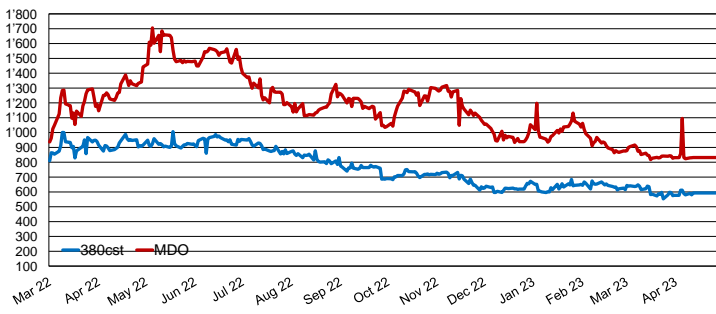
GIBRALTAR

	TODAY	THURSDAY	DAILY CHANGE %	MTD AVERAGE	YEARLY AVERAGE
LSFO	559.0	553.75	0.9%	559	725
MDO	744.5	754.25	-1.3%	745	1122



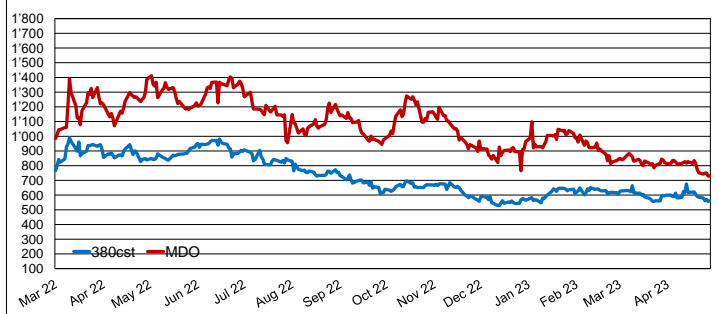
NEW YORK

	TODAY	THURSDAY	DAILY CHANGE %	MTD AVERAGE	YEARLY AVERAGE
LSFO	593.0	593.0	0.0%	593	741
MDO	832.0	832.0	0.0%	832	1150



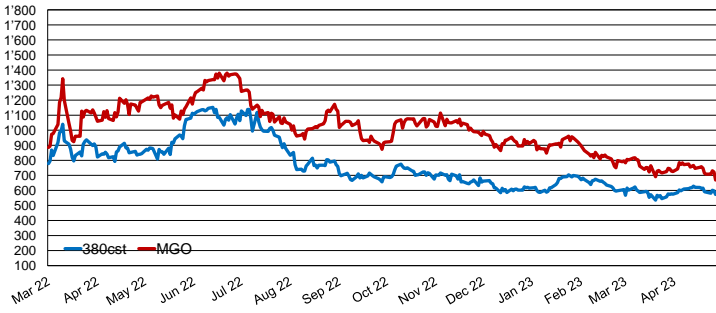
HOUSTON

	TODAY	THURSDAY	DAILY CHANGE %	MTD AVERAGE	YEARLY AVERAGE
LSFO	560.25	556.75	0.6%	560	700
MDO	730.25	729.25	0.1%	730	1047



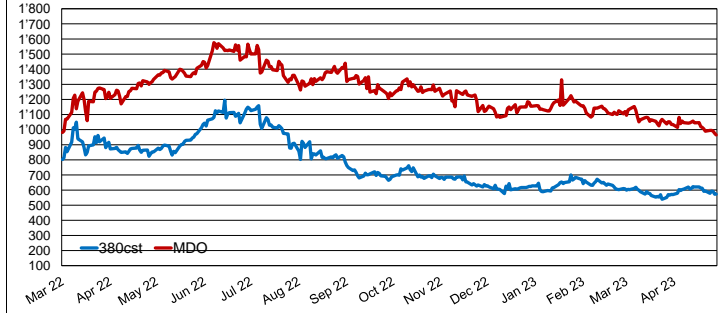
SINGAPORE

	TODAY	THURSDAY	DAILY CHANGE %	MTD AVERAGE	YEARLY AVERAGE
LSFO	584.75	573.0	2.1%	585	751
MDO	692.25	669.0	3.5%	692	993



FUJAIRAH

	TODAY	THURSDAY	DAILY CHANGE %	MTD AVERAGE	YEARLY AVERAGE
LSFO	573.75	573.0	0.1%	574	753
MDO	965.0	976.0	-1.1%	965	1249



Disclaimer:
 This publication has been prepared by Riverlake. While every care has been taken to ensure the accuracy of the information contained in the document, Riverlake does not assume or accept any responsibility for the correctness or completeness of the material set out herein. The rates contained in this publication are indicative only and are subject to change without notice. The views expressed do not necessarily reflect the views of Riverlake or any of the Riverlake affiliated companies. It should not be seen or regarded as a business recommendation or a solicitation to do business. This publication is copyright of Riverlake. Unauthorised reproduction or redistribution is prohibited unless approved by Riverlake.