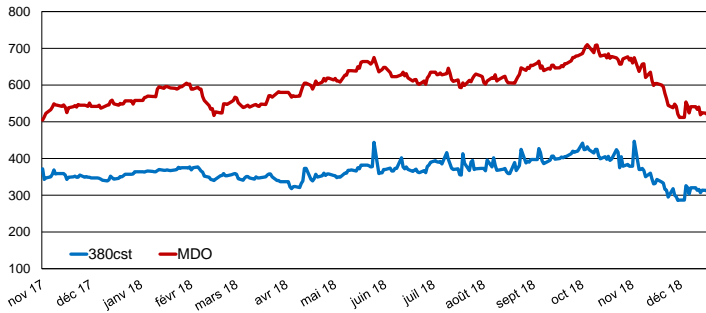


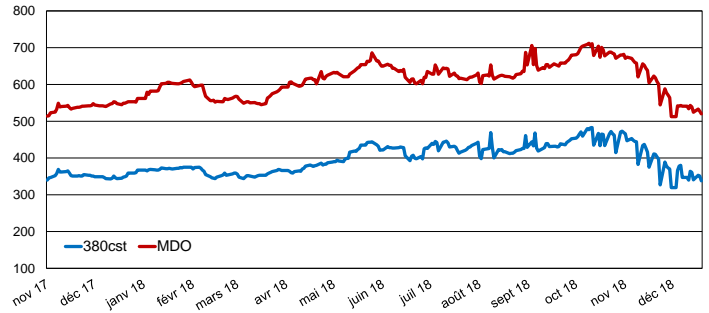
ANTWERP

	TODAY	TUESDAY	DAILY CHANGE %	MTD AVERAGE	YTD AVERAGE
380CST	377.0	295.0	27.8%	377	367
MDO	478.0	501.0	-4.6%	478	607



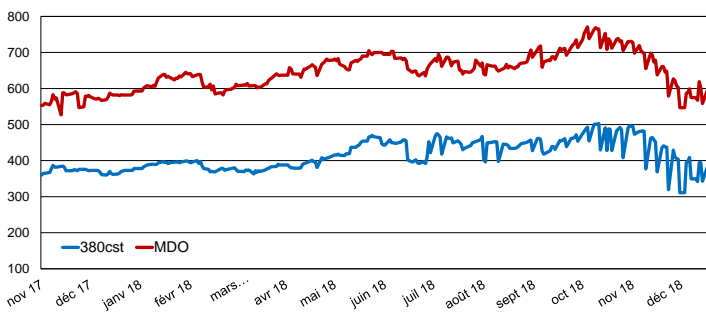
ROTTERDAM

	TODAY	TUESDAY	DAILY CHANGE %	MTD AVERAGE	YTD AVERAGE
380CST	338.0	351.0	-3.7%	338	401
MDO	520.0	527.0	-1.3%	520	615



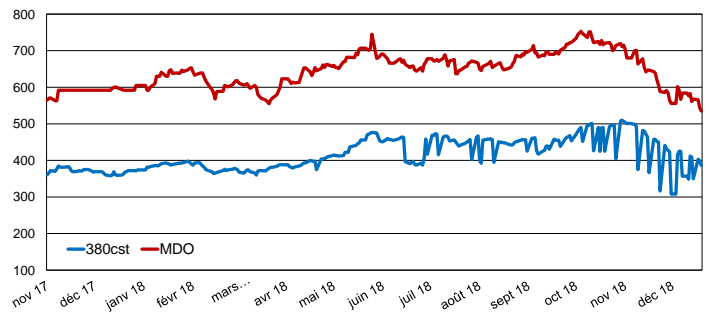
PIRAEUS

	TODAY	TUESDAY	DAILY CHANGE %	MTD AVERAGE	YTD AVERAGE
380CST	366.0	375.0	-2.4%	366	420
MDO	582.0	592.0	-1.7%	582	656



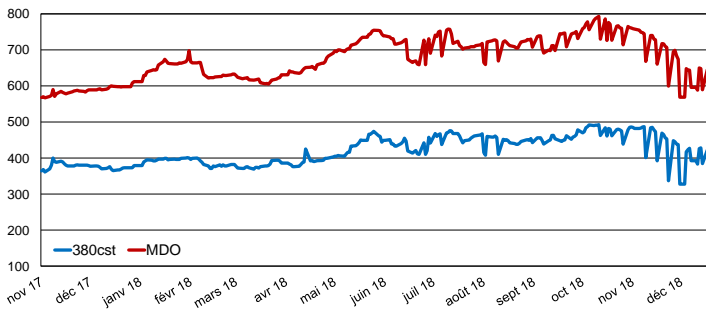
GIBRALTAR

	TODAY	TUESDAY	DAILY CHANGE %	MTD AVERAGE	YTD AVERAGE
380CST	386.0	399.0	-3.3%	386	422
MDO	535.0	544.0	-1.7%	535	650



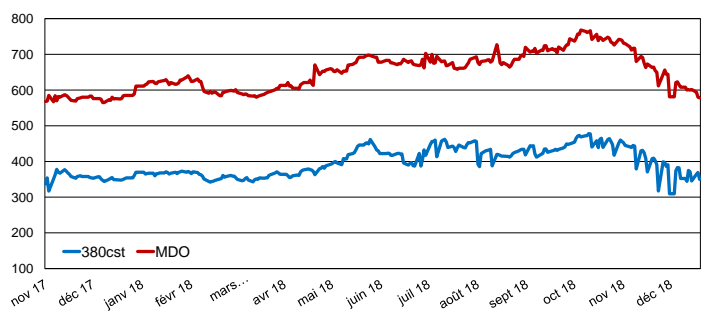
NEW YORK

	TODAY	TUESDAY	DAILY CHANGE %	MTD AVERAGE	YTD AVERAGE
380CST	404.0	416.0	-2.9%	404	425
MDO	639.0	643.0	-0.6%	639	687



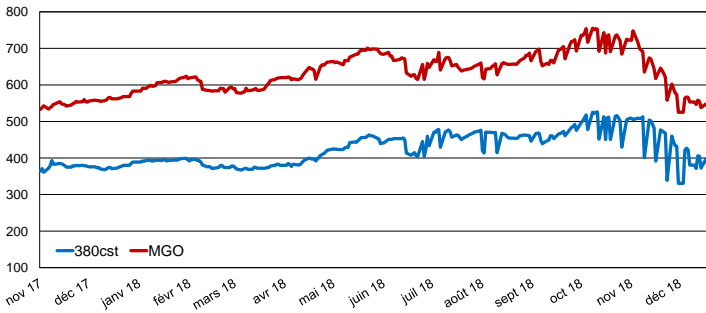
HOUSTON

	TODAY	TUESDAY	DAILY CHANGE %	MTD AVERAGE	YTD AVERAGE
380CST	350.0	369.0	-5.1%	350	401
MDO	578.0	580.0	-0.3%	578	658



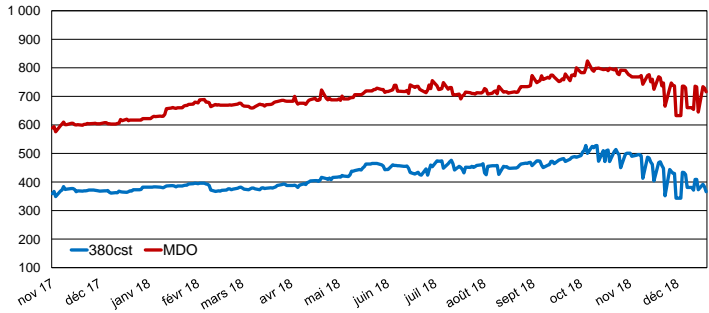
SINGAPORE

	TODAY	TUESDAY	DAILY CHANGE %	MTD AVERAGE	YTD AVERAGE
380CST	370.0	384.0	-3.6%	370	430
MDO	536.0	542.0	-1.1%	536	642



FUJAIRAH

	TODAY	TUESDAY	DAILY CHANGE %	MTD AVERAGE	YTD AVERAGE
380CST	366.0	383.0	-4.4%	366	431
MDO	716.0	729.0	-1.8%	716	711



Disclaimer: This report has been prepared by Swiss International Bunkers S.A. The rates contained herein are indicative only. Rate indications are as of the date of publication and are subject to change without notice. Swiss International Bunkers S.A. does not assume any liability or responsibility for the correctness or completeness of the information contained herein. The above report is Copyright of Swiss International Bunkers S.A. No unauthorised reproduction or redistribution without permission from Swiss International Bunkers S.A.