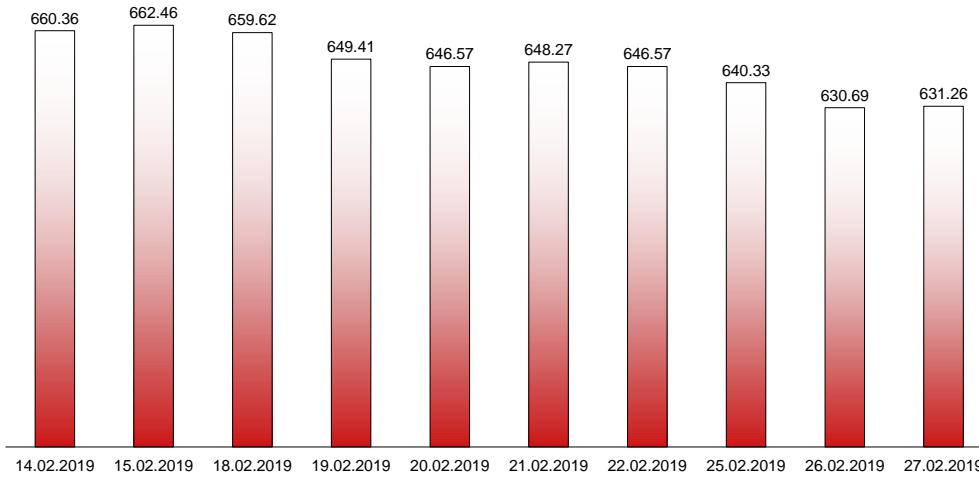


27.02.2019

**RIVERLAKE european TANKER INDEX (ReTI)\***



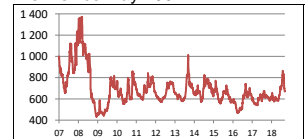
ReTI values

Max	24.07.08	<b>1372.70</b>
Today		<b>631.26</b>
Min	28.04.09	<b>431.82</b>

ReTI trends

daily	<b>0.57</b>
avg last decade	<b>-30.15</b>
avg last 30 days	<b>-135.95</b>

ReTI since May 2007



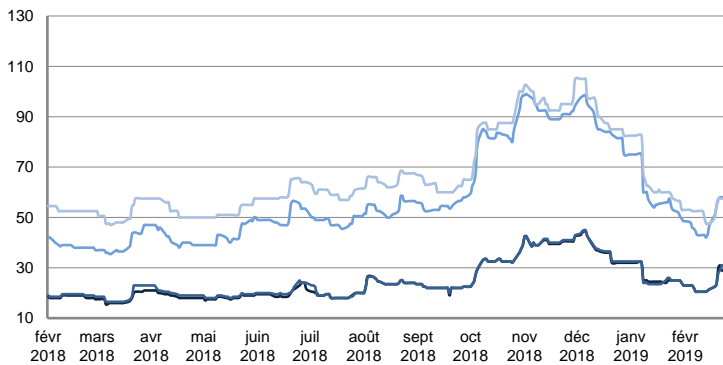
\* The Riverlake european Tanker Index (ReTI) is a composite index. All main European tanker movements are represented being six crude oil tanker routes, six clean petroleum products tanker routes and five dirty petroleum tanker routes. The oil tanker stems represented are between 6'000 MT to 135'000 MT. It covers all regions in Europe including the North Sea, Baltic Sea, UKContinent, Mediterranean and Black Sea.

**RIVERLAKE TANKER INDEX (RTI)**

**CRUDE OIL TANKERS**

**VLCC**

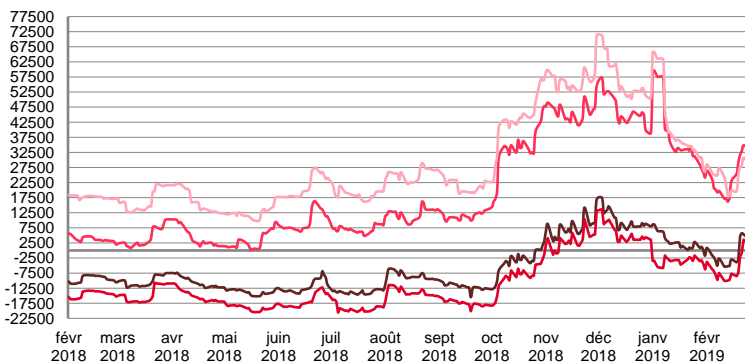
**WORLDSCALE**



	TODAY	TUESDAY	WEEKLY TREND	MTD AVERAGE
—AG / USG 280kT	30.0	29.0	▼	24.2
—AG / UKC 280kT	32.0	31.0	▼	24.4
—AG / EAST 270kT	61.5	58.0	▼	50.0
—WAF / USG 260kT	58.5	57.5	▼	53.3

For detailed information, visit our website :  
Riverlake Online Timecharter Equivalent Calculation :  
<http://www.riverlake.ch/en/utilities/rticalc.php>

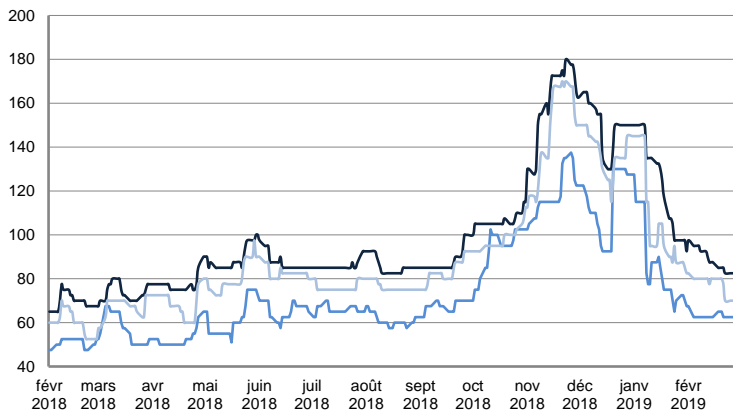
**TIME CHARTER EQUIVALENT (\$/DAY)**



	TODAY	TUESDAY	WEEKLY TREND	MTD AVERAGE
—AG / USG 280kT	4 995.0	3 815.0	▼	-877.4
—AG / UKC 280kT	3 322.0	2 077.0	▼	-5138.0
—AG / EAST 270kT	37 293.0	33 311.0	▼	25202.2
—WAF / USG 260kT	29 796.0	28 103.0	▼	25054.4

**SUEZMAX**

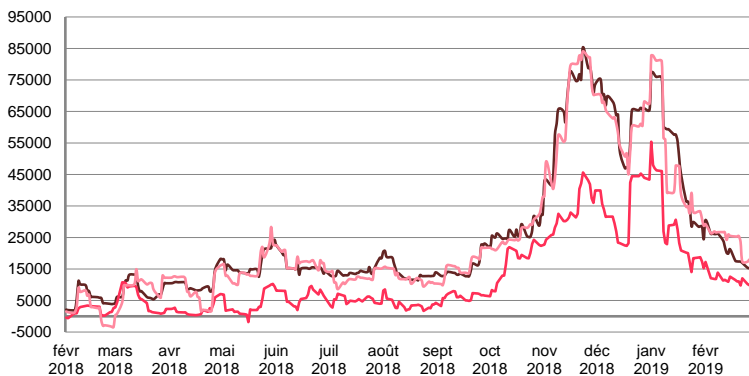
**WORLDSCALE**



	TODAY	TUESDAY	WEEKLY TREND	MTD AVERAGE
—BSEA / MED 135KT	82.5	82.5	▼	88.7
—WAF / USG 130KT	62.5	62.5	▼	53.3
—XMED 135KT	70.0	70.0	▼	77.8

For detailed information, visit our website :  
Riverlake Online Timecharter Equivalent Calculation :  
<http://www.riverlake.ch/en/utilities/rticalc.php>

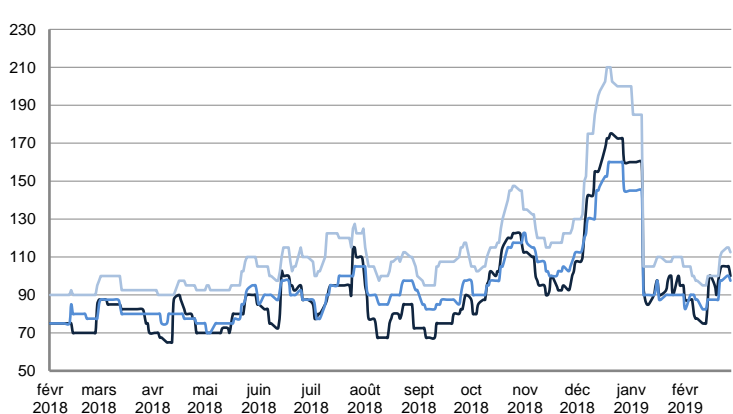
**TIME CHARTER EQUIVALENT (\$/DAY)**



	TODAY	TUESDAY	WEEKLY TREND	MTD AVERAGE
—BSEA / MED 135KT	15 386.0	15 303.0	▼	21149.5
—WAF / USG 130KT	10 298.0	9 862.0	▼	11708.6
—XMED 135KT	17 788.0	18 004.0	▼	24289.4

**AFRAMAX**

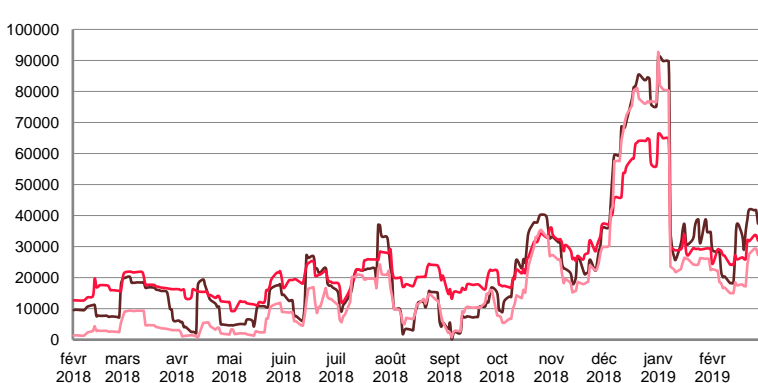
**WORLDSCALE**



	TODAY	TUESDAY	WEEKLY TREND	MTD AVERAGE
—BALTIC / UKC 100KT	100.0	105.0	▼	90.0
—BALTIC / STATES 100KT	97.5	100.0	▲	89.7
—NSEA / UKC 80KT	112.5	115.0	▼	102.9

For detailed information, visit our website :  
Riverlake Online Timecharter Equivalent Calculation :  
<http://www.riverlake.ch/en/utilities/rticalc.php>

**TIME CHARTER EQUIVALENT (\$/DAY)**

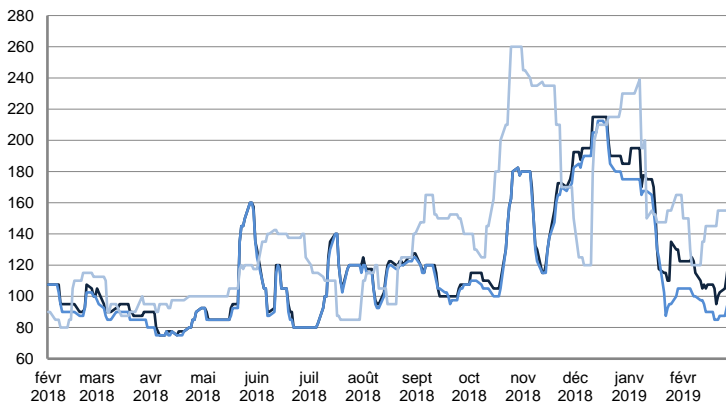


	TODAY	TUESDAY	WEEKLY TREND	MTD AVERAGE
—BALTIC / UKC 100KT	37 410.0	41 700.0	▼	29857.9
—BALTIC / STATES 100KT	31 948.0	33 598.0	▼	28023.2
—NSEA / UKC 80KT	27 322.0	29 332.0	▼	20331.8

CRUDE OIL TANKERS

AFRAMAX

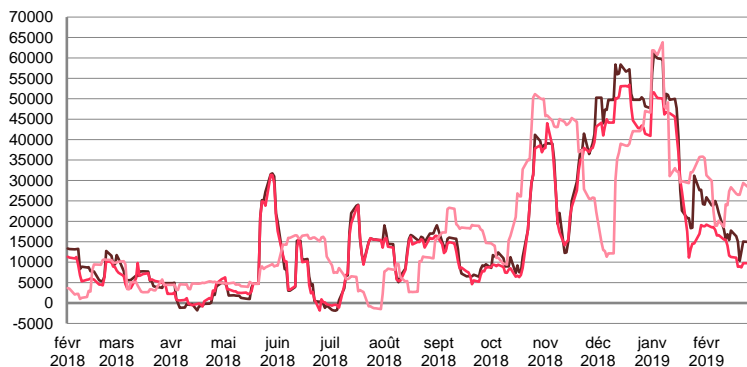
WORLDSCALE



	TODAY	TUESDAY	WEEKLY TREND	MTD AVERAGE
—BSEA / MED 80kT	122.5	112.5	▲	111.3
—XMED 80kT	97.5	92.5	▼	94.6
—CAR / USA 70kT	155.0	155.0	▼	141.1

For detailed information, visit our website :  
Riverlake Online Timecharter Equivalent Calculation :  
<http://www.riverlake.ch/en/utilities/rticalc.php>

TIME CHARTER EQUIVALENT (\$/DAY)



	TODAY	TUESDAY	WEEKLY TREND	MTD AVERAGE
—BSEA / MED 80kT	23 068.0	18 354.0	▲	18628.1
—XMED 80kT	14 514.0	12 490.0	▼	13658.7
—CAR / USA 70kT	28 344.0	28 074.0	▼	25583.1

PRODUCT TANKERS

DPP

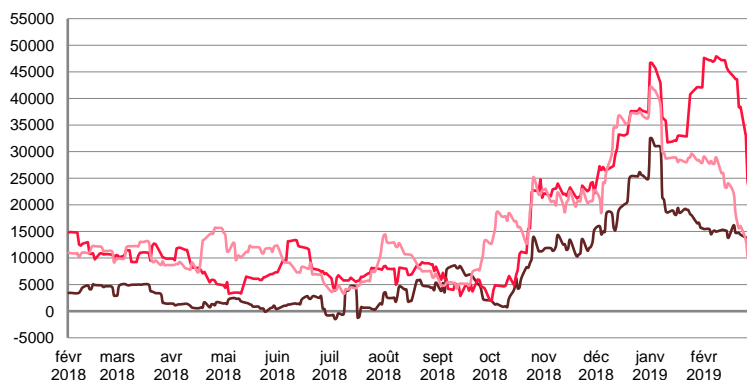
WORLDSCALE



	TODAY	TUESDAY	WEEKLY TREND	MTD AVERAGE
—BALTIC / STATES 55kT	117.5	120.0	▼	120.5
—BALTIC / UKC 30kT	190.0	197.5	▲	263.2
—BSEA / MED 30kT	160.0	162.5	▼	225.9

For detailed information, visit our website :  
Riverlake Online Timecharter Equivalent Calculation :  
<http://www.riverlake.ch/en/utilities/rticalc.php>

TIME CHARTER EQUIVALENT (\$/DAY)

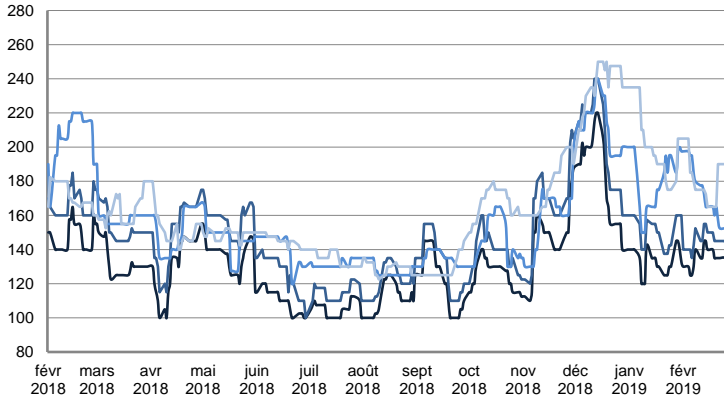


	TODAY	TUESDAY	WEEKLY TREND	MTD AVERAGE
—BALTIC / STATES 55kT	12 862.0	13 811.0	▼	14754.8
—BALTIC / UKC 30kT	22 342.0	24 483.0	▲	42335.5
—BSEA / MED 30kT	9 884.0	10 246.0	▼	21827.5

PRODUCT TANKERS

CPP

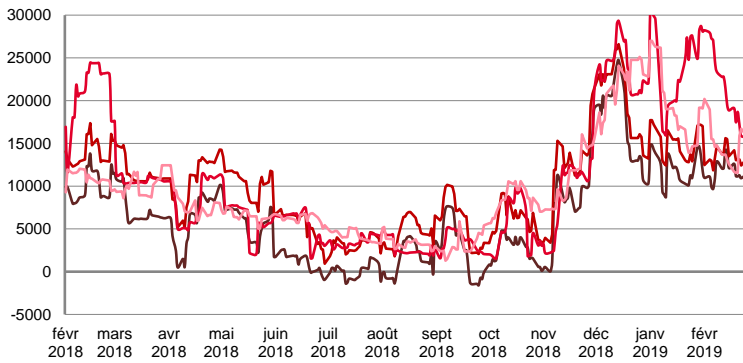
WORLDSCALE



	TODAY	TUESDAY	WEEKLY TREND	MTD AVERAGE
—UKC / STATES 37kT	125.0	130.0	▲	134.2
—UKC / WAF 33kT	140.0	140.0	▲	145.0
—BALTIC / UKC 30kT	155.0	152.5	▼	172.0
—BSEA / MED 30kT	200.0	190.0	▲	181.7

For detailed information, visit our website :  
Riverlake Online Timecharter Equivalent Calculation :  
<http://www.riverlake.ch/en/utilities/rticalc.php>

TIME CHARTER EQUIVALENT (\$/DAY)

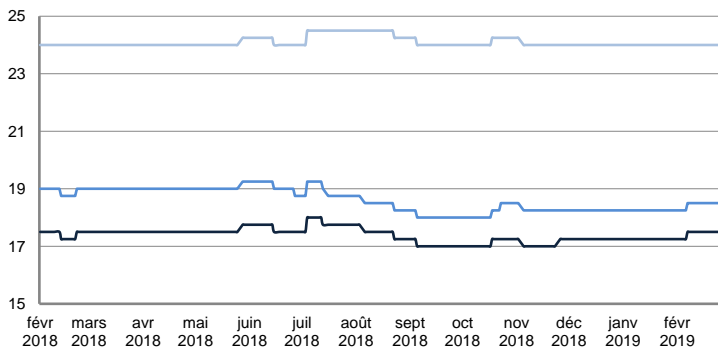


	TODAY	TUESDAY	WEEKLY TREND	MTD AVERAGE
—UKC / STATES 37kT	8 991.0	10 124.0	▲	11454.3
—UKC / WAF 33kT	12 268.0	12 158.0	▲	13371.2
—BALTIC / UKC 30kT	16 346.0	15 825.0	▼	21062.2
—BSEA / MED 30kT	17 643.0	15 834.0	▲	14894.9

SMALL TANKERS

DPP

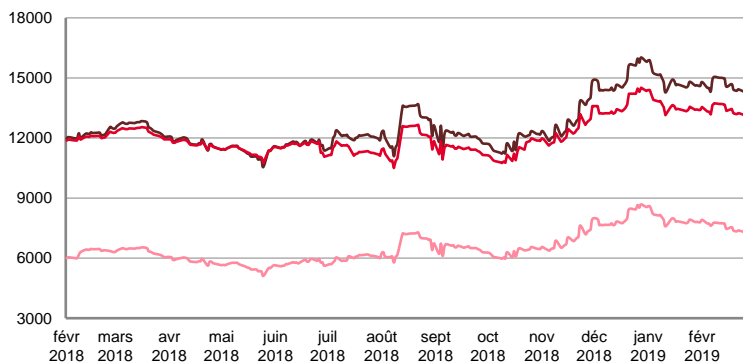
\$ / T



	TODAY	TUESDAY	WEEKLY TREND	MTD AVERAGE
—BALTIC / UKC 15kT	17.5	17.5	■	17.4
—BALTIC / UKC 12kT	18.5	18.5	■	18.4
—BALTIC / UKC 6kT	24.0	24.0	■	24.0

For detailed information, visit our website :  
Riverlake Online Timecharter Equivalent Calculation :  
<http://www.riverlake.ch/en/utilities/rticalc.php>

TIME CHARTER EQUIVALENT (\$/DAY)

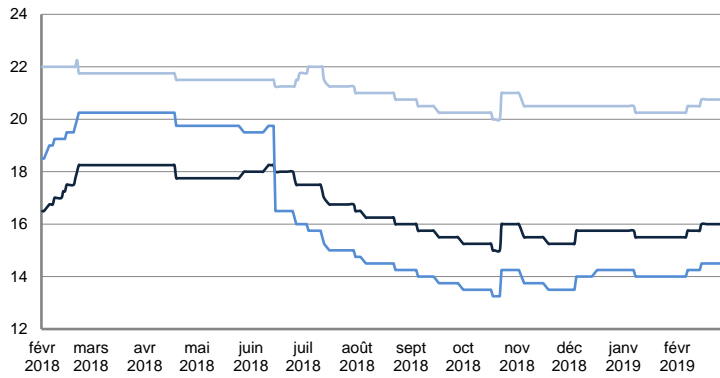


	TODAY	TUESDAY	WEEKLY TREND	MTD AVERAGE
—BALTIC / UKC 15kT	14 202.0	14 313.0	▲	14618.5
—BALTIC / UKC 10kT	13 069.0	13 156.0	▲	13398.9
—BALTIC / UKC 6kT	7 239.0	7 308.0	▼	7563.7

SMALL TANKERS

CPP

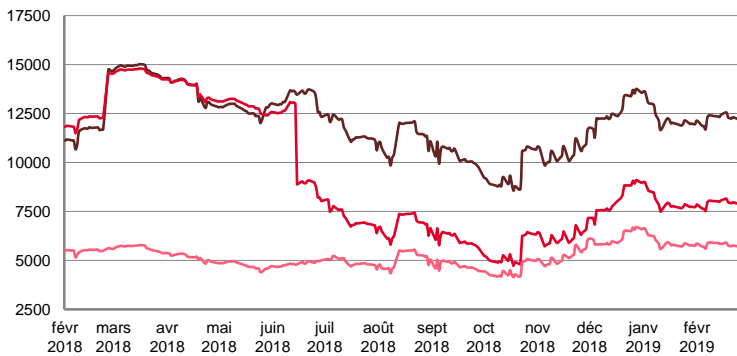
\$ / T



	TODAY	TUESDAY	WEEKLY TREND	MTD AVERAGE
BALTIC / UKC 15KT	16.0	16.0	▲	15.8
BALTIC / UKC 12KT	14.5	14.5	▲	14.3
BALTIC / UKC 6KT	20.8	20.8	▲	20.6

For detailed information, visit our website :  
Riverlake Online Timecharter Equivalent Calculation :  
<http://www.riverlake.ch/en/utilities/rticalc.php>

TIME CHARTER EQUIVALENT (\$/DAY)

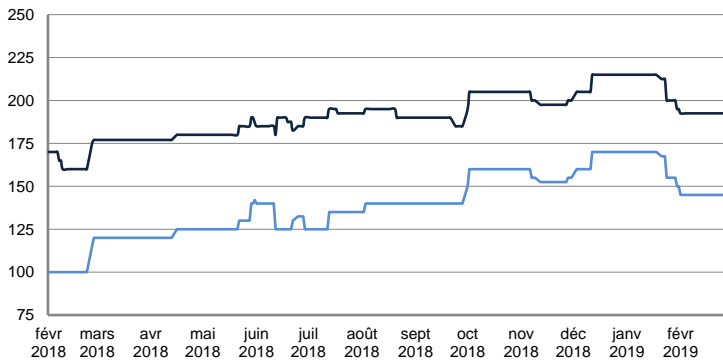


	TODAY	TUESDAY	WEEKLY TREND	MTD AVERAGE
BALTIC / UKC 15KT	12 097.0	12 200.0	▲	12224.4
BALTIC / UKC 12KT	7 806.0	7 886.0	▲	7912.6
BALTIC / UKC 6KT	5 639.0	5 699.0	▲	5786.3

SMALL TANKERS - AFRICA

CPP

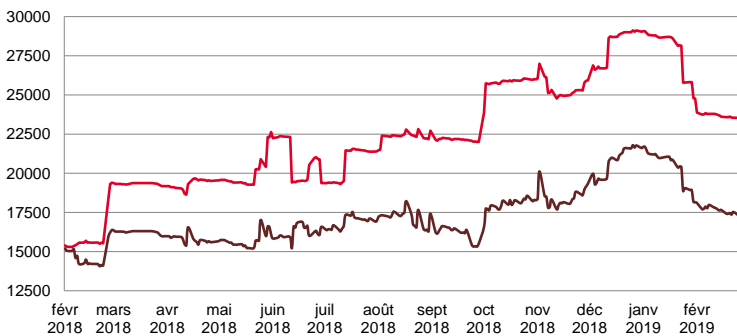
LUMPSUM (000's US\$)



	TODAY	TUESDAY	WEEKLY TREND	MTD AVERAGE
XWAF 15KT	192 500.0	192 500.0	▼	192500.0
XWAF 10KT	145 000.0	145 000.0	▼	145000.0

For detailed information, visit our website :  
Riverlake Online Timecharter Equivalent Calculation :  
<http://www.riverlake.ch/en/utilities/rticalc.php>

TIME CHARTER EQUIVALENT (\$/DAY)



	TODAY	TUESDAY	WEEKLY TREND	MTD AVERAGE
XWAF 15KT	17 455.0	17 510.0	▼	17642.3
XWAF 10KT	23 594.0	23 627.0	▼	23685.0

For other RTI's, fixture reports, analysis and forecasts go to [www.riverlake.ch](http://www.riverlake.ch).

Disclaimer:  
This report has been prepared by Riverlake Shipping S.A. The rates contained herein are indicative only. Rate indications are as of the date of publication and are subject to change without notice. Riverlake Shipping S.A. does not assume any liability or responsibility for the correctness or completeness of the information contained herein. The above report is Copyright of Riverlake Shipping S.A. No unauthorised reproduction or redistribution without permission from Riverlake Shipping S.A.