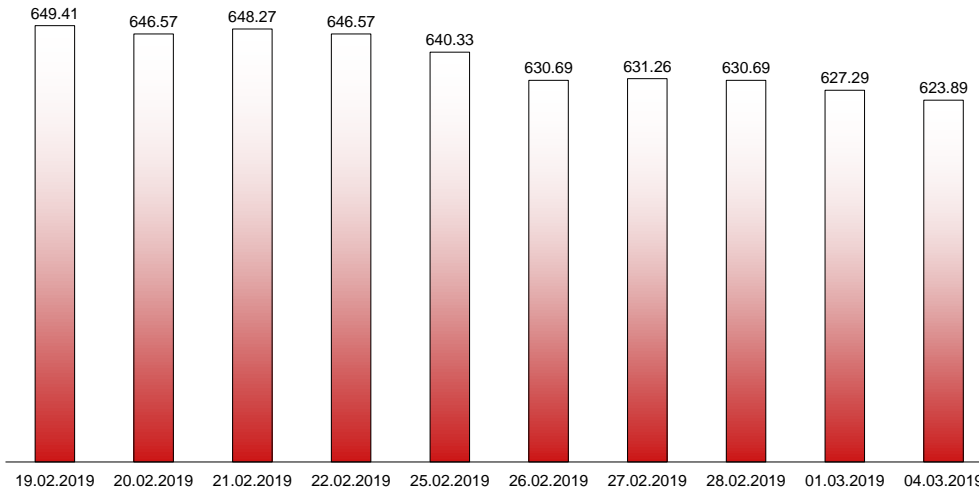


04.03.2019

RIVERLAKE european TANKER INDEX (ReTI)*



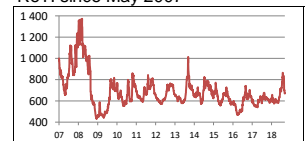
ReTI values

Max	24.07.08	1372.70
Today		623.89
Min	28.04.09	431.82

ReTI trends

daily	-3.40
avg last decade	-31.95
avg last 30 days	-127.21

ReTI since May 2007



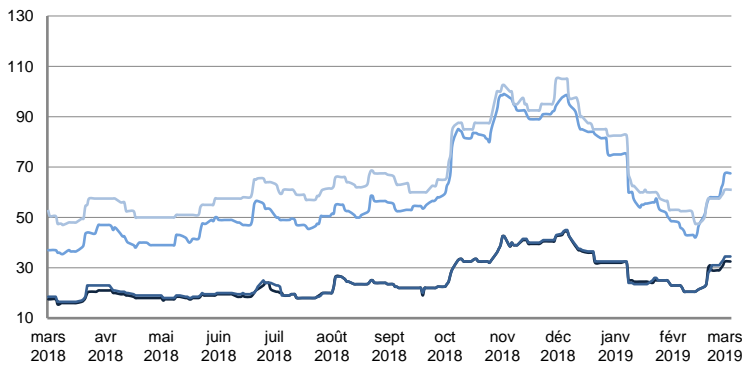
* The Riverlake european Tanker Index (ReTI) is a composite index. All main European tanker movements are represented being six crude oil tanker routes, six clean petroleum products tanker routes and five dirty petroleum tanker routes. The oil tanker stems represented are between 6'000 MT to 135'000 MT. It covers all regions in Europe including the North Sea, Baltic Sea, UKContinent, Mediterranean and Black Sea.

RIVERLAKE TANKER INDEX (RTI)

CRUDE OIL TANKERS

VLCC

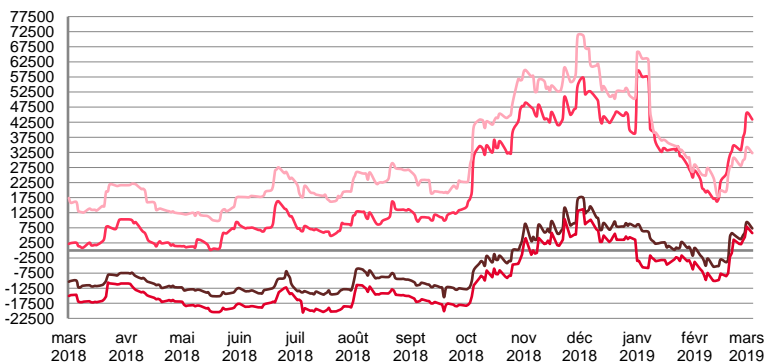
WORLDSCALE



	TODAY	FRIDAY	WEEKLY TREND	MTD AVERAGE
AG / USG 280kT	32.5	32.5	▲	32.5
AG / UKC 280kT	34.5	34.5	▲	34.5
AG / EAST 270kT	67.5	67.5	▲	67.5
WAF / USG 260kT	61.0	61.0	▲	61.0

For detailed information, visit our website :
Riverlake Online Timecharter Equivalent Calculation :
<http://www.riverlake.ch/en/utilities/rticalc.php>

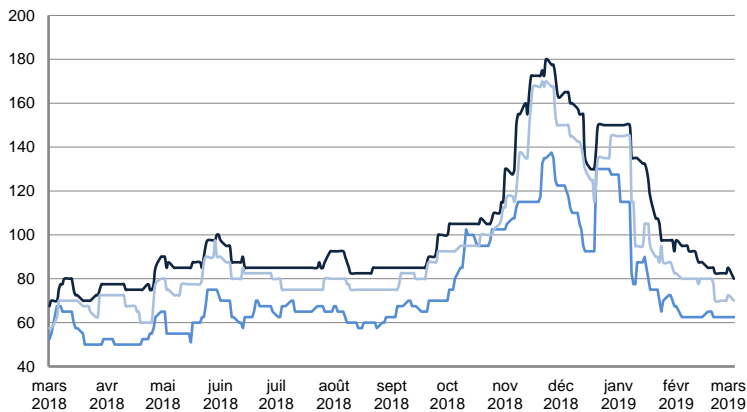
TIME CHARTER EQUIVALENT (\$/DAY)



	TODAY	FRIDAY	WEEKLY TREND	MTD AVERAGE
AG / USG 280kT	7 303.0	9 422.0	▲	8362.5
AG / UKC 280kT	5 773.0	7 919.0	▲	6846.0
AG / EAST 270kT	43 402.0	45 620.0	▲	44511.0
WAF / USG 260kT	32 246.0	34 254.0	▲	33250.0

SUEZMAX

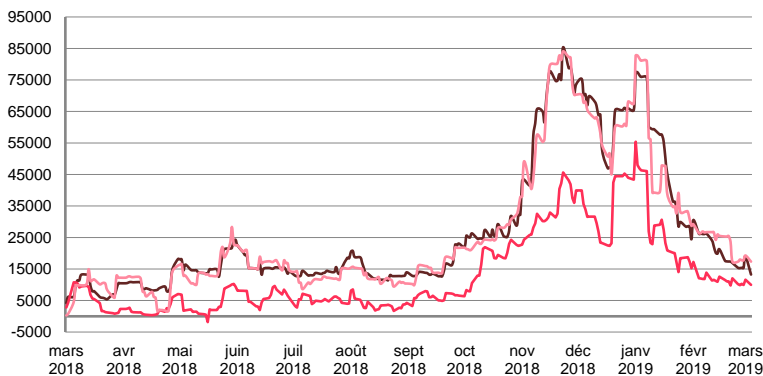
WORLDSCALE



	TODAY	FRIDAY	WEEKLY TREND	MTD AVERAGE
—BSEA / MED 135kT	80.0	85.0	▼	82.5
—WAF / USG 130kT	62.5	62.5	▼	61.0
—XMED 135kT	70.0	72.5	▼	71.3

For detailed information, visit our website :
Riverlake Online Timecharter Equivalent Calculation :
<http://www.riverlake.ch/en/utilities/rticalc.php>

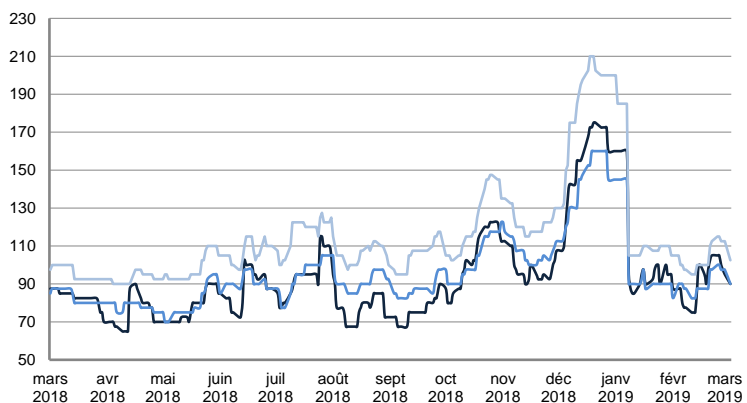
TIME CHARTER EQUIVALENT (\$/DAY)



	TODAY	FRIDAY	WEEKLY TREND	MTD AVERAGE
—BSEA / MED 135kT	13 243.0	19 030.0	▼	16136.5
—WAF / USG 130kT	9 961.0	11 611.0	▼	10786.0
—XMED 135kT	17 354.0	19 300.0	▼	18327.0

AFRAMAX

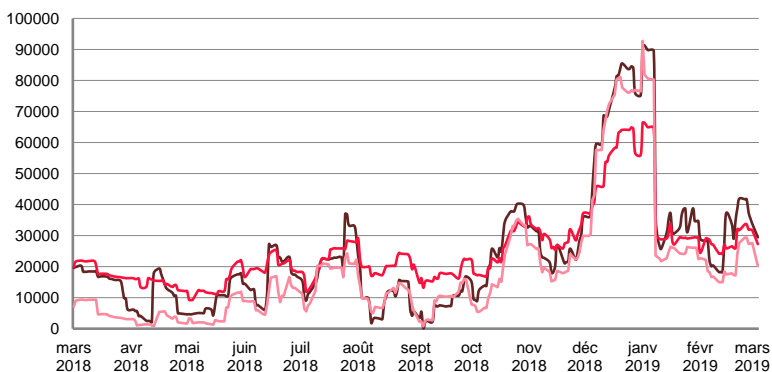
WORLDSCALE



	TODAY	FRIDAY	WEEKLY TREND	MTD AVERAGE
—BALTIC / UKC 100kT	90.0	95.0	▲	92.5
—BALTIC / STATES 100kT	90.0	97.5	▲	93.8
—NSEA / UKC 80kT	102.5	112.5	▲	107.5

For detailed information, visit our website :
Riverlake Online Timecharter Equivalent Calculation :
<http://www.riverlake.ch/en/utilities/rticalc.php>

TIME CHARTER EQUIVALENT (\$/DAY)

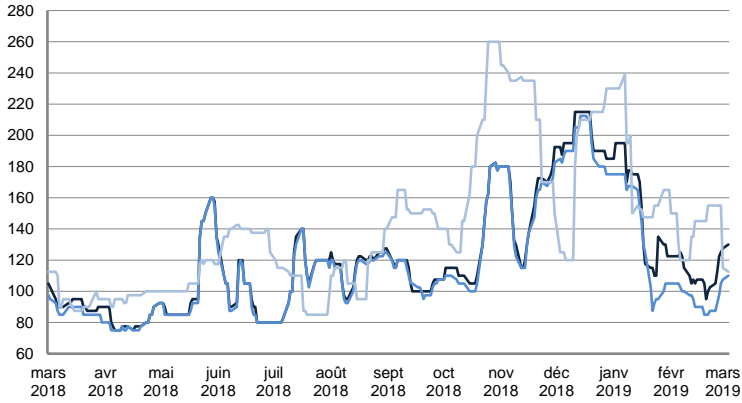


	TODAY	FRIDAY	WEEKLY TREND	MTD AVERAGE
—BALTIC / UKC 100kT	29 434.0	33 779.0	▲	31606.5
—BALTIC / STATES 100kT	27 249.0	31 687.0	▲	29468.0
—NSEA / UKC 80kT	20 204.0	27 616.0	▲	23910.0

CRUDE OIL TANKERS

AFRAMAX

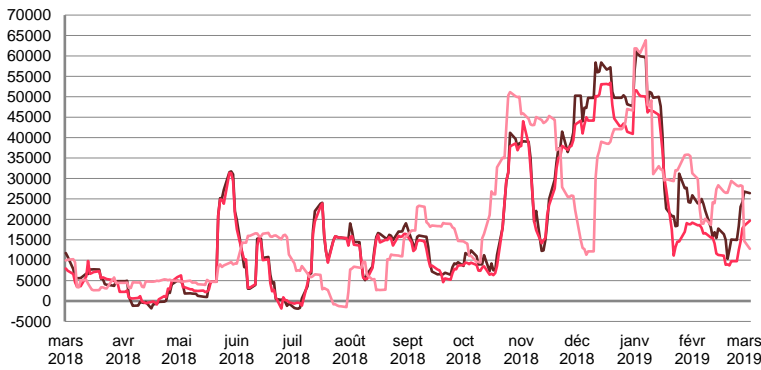
WORLDSCALE



	TODAY	FRIDAY	WEEKLY TREND	MTD AVERAGE
—BSEA / MED 80kT	130.0	127.5	▲	128.8
—XMED 80kT	110.0	107.5	▲	108.8
—CAR / USA 70kT	112.5	115.0	▼	113.8

For detailed information, visit our website :
Riverlake Online Timecharter Equivalent Calculation :
<http://www.riverlake.ch/en/utilities/rticalc.php>

TIME CHARTER EQUIVALENT (\$/DAY)

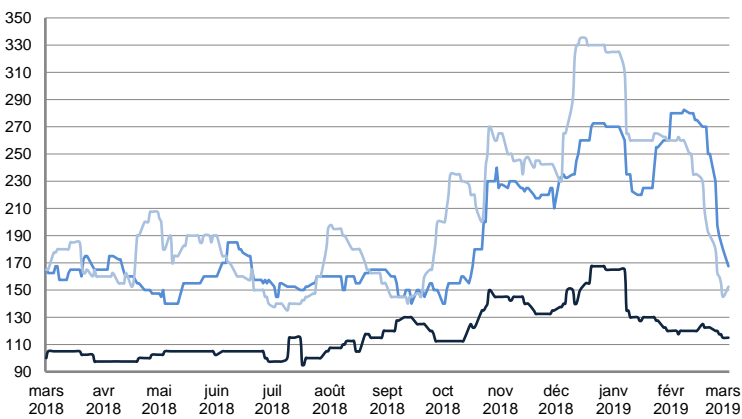


	TODAY	FRIDAY	WEEKLY TREND	MTD AVERAGE
—BSEA / MED 80kT	26 399.0	26 783.0	▲	26591.0
—XMED 80kT	19 642.0	18 438.0	▲	19040.0
—CAR / USA 70kT	12 779.0	14 690.0	▼	13734.5

PRODUCT TANKERS

DPP

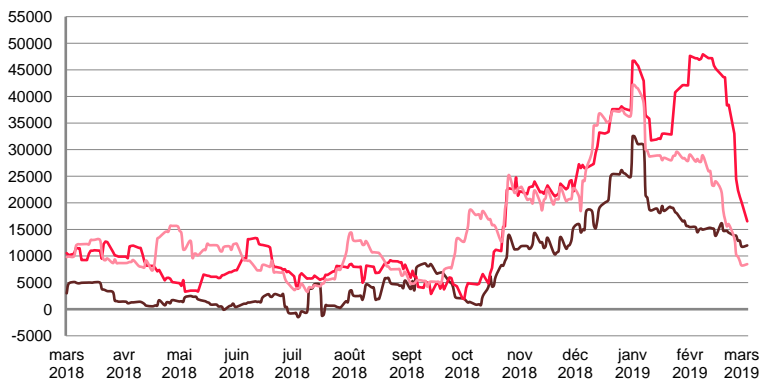
WORLDSCALE



	TODAY	FRIDAY	WEEKLY TREND	MTD AVERAGE
—BALTIC / STATES 55kT	115.0	115.0	▼	115.0
—BALTIC / UKC 30kT	167.5	180.0	▼	173.8
—BSEA / MED 30kT	152.5	145.0	▼	148.8

For detailed information, visit our website :
Riverlake Online Timecharter Equivalent Calculation :
<http://www.riverlake.ch/en/utilities/rticalc.php>

TIME CHARTER EQUIVALENT (\$/DAY)

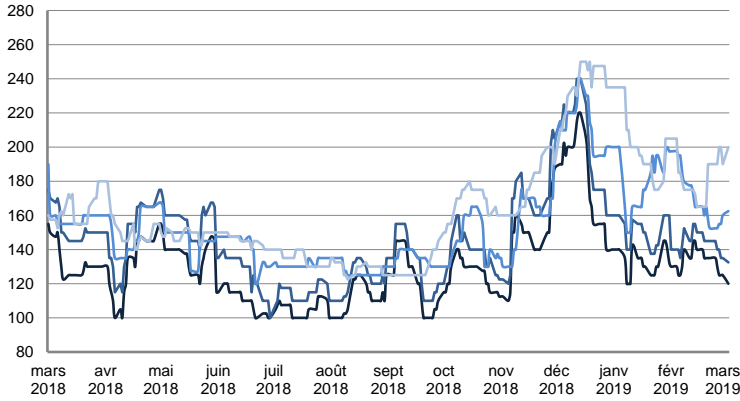


	TODAY	FRIDAY	WEEKLY TREND	MTD AVERAGE
—BALTIC / STATES 55kT	11 992.0	11 758.0	▼	11875.0
—BALTIC / UKC 30kT	16 519.0	20 045.0	▼	18282.0
—BSEA / MED 30kT	8 473.0	8 218.0	▼	8345.5

PRODUCT TANKERS

CPP

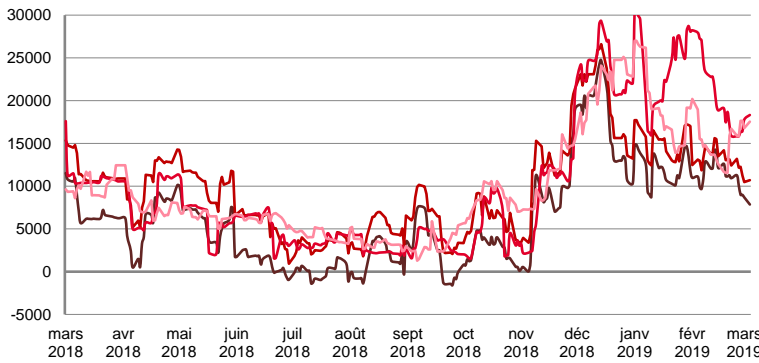
WORLDSCALE



	TODAY	FRIDAY	WEEKLY TREND	MTD AVERAGE
UKC / STATES 37kT	120.0	125.0	▼	122.5
UKC / WAF 33kT	132.5	135.0	▼	133.8
BALTIC / UKC 30kT	162.5	160.0	▼	161.3
BSEA / MED 30kT	200.0	190.0	▲	195.0

For detailed information, visit our website :
Riverlake Online Timecharter Equivalent Calculation :
<http://www.riverlake.ch/en/utilities/rticalc.php>

TIME CHARTER EQUIVALENT (\$/DAY)

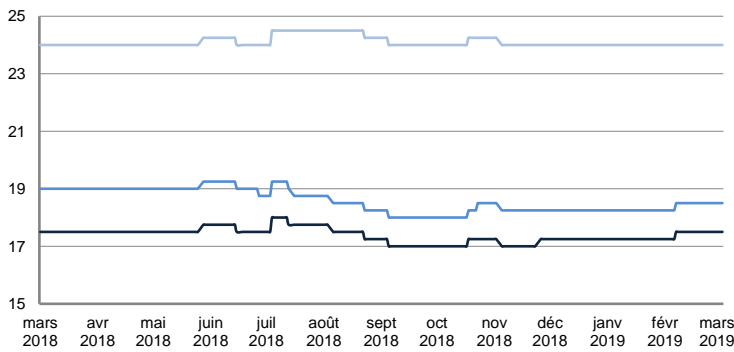


	TODAY	FRIDAY	WEEKLY TREND	MTD AVERAGE
UKC / STATES 37kT	7 853.0	8 686.0	▼	8269.5
UKC / WAF 33kT	10 705.0	10 473.0	▼	10589.0
BALTIC / UKC 30kT	18 321.0	17 785.0	▼	18053.0
BSEA / MED 30kT	17 545.0	16 789.0	▲	17167.0

SMALL TANKERS

DPP

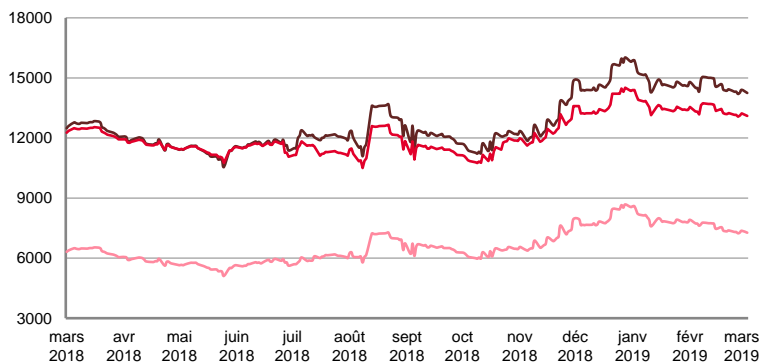
\$ / T



	TODAY	FRIDAY	WEEKLY TREND	MTD AVERAGE
BALTIC / UKC 15kT	17.5	17.5	▬	17.5
BALTIC / UKC 12kT	18.5	18.5	▬	18.5
BALTIC / UKC 6kT	24.0	24.0	▬	24.0

For detailed information, visit our website :
Riverlake Online Timecharter Equivalent Calculation :
<http://www.riverlake.ch/en/utilities/rticalc.php>

TIME CHARTER EQUIVALENT (\$/DAY)

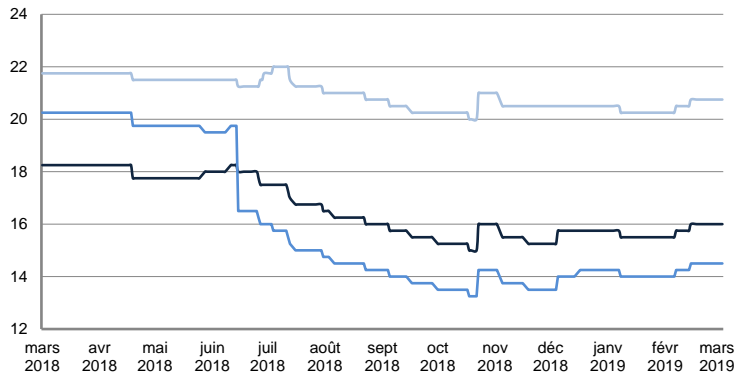


	TODAY	FRIDAY	WEEKLY TREND	MTD AVERAGE
BALTIC / UKC 15kT	14 250.0	14 408.0	▼	14329.0
BALTIC / UKC 10kT	13 106.0	13 230.0	▼	13168.0
BALTIC / UKC 6kT	7 269.0	7 368.0	▼	7318.5

SMALL TANKERS

CPP

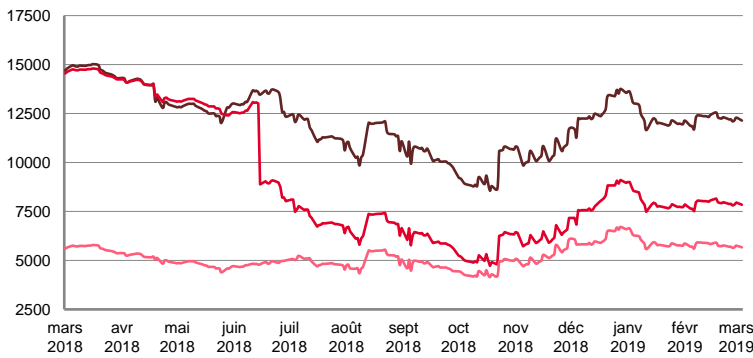
\$ / T



	TODAY	FRIDAY	WEEKLY TREND	MTD AVERAGE
BALTIC / UKC 15KT	16.0	16.0	▲	16.0
BALTIC / UKC 12KT	14.5	14.5	▲	14.5
BALTIC / UKC 6KT	20.8	20.8	▲	20.8

For detailed information, visit our website :
Riverlake Online Timecharter Equivalent Calculation :
<http://www.riverlake.ch/en/utilities/rtcalc.php>

TIME CHARTER EQUIVALENT (\$/DAY)

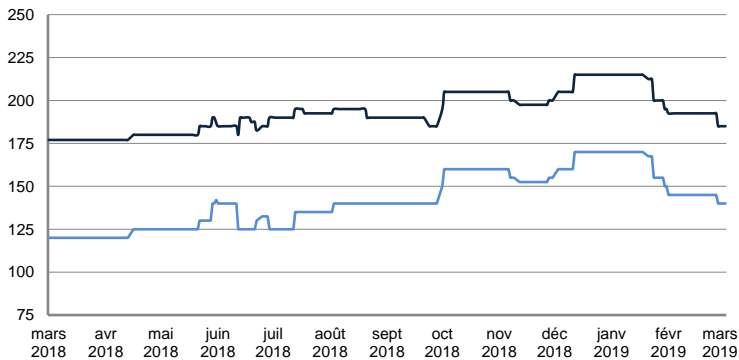


	TODAY	FRIDAY	WEEKLY TREND	MTD AVERAGE
BALTIC / UKC 15KT	12 141.0	12 288.0	▼	12214.5
BALTIC / UKC 12KT	7 841.0	7 955.0	▼	7898.0
BALTIC / UKC 6KT	5 665.0	5 751.0	▼	5708.0

SMALL TANKERS - AFRICA

CPP

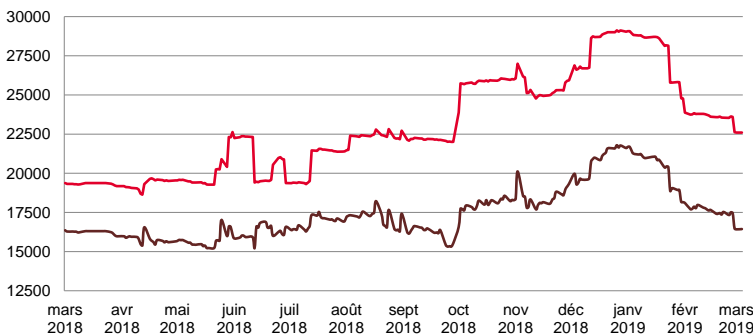
LUMPSUM (000's US\$)



	TODAY	FRIDAY	WEEKLY TREND	MTD AVERAGE
XWAF 15KT	185 000.0	185 000.0	▼	185000.0
XWAF 10KT	140 000.0	140 000.0	▼	140000.0

For detailed information, visit our website :
Riverlake Online Timecharter Equivalent Calculation :
<http://www.riverlake.ch/en/utilities/rtcalc.php>

TIME CHARTER EQUIVALENT (\$/DAY)



	TODAY	FRIDAY	WEEKLY TREND	MTD AVERAGE
XWAF 15KT	16 439.0	16 422.0	▼	16430.5
XWAF 10KT	22 595.0	22 595.0	▼	22595.0

For other RTI's, fixture reports, analysis and forecasts go to www.riverlake.ch.

Disclaimer:
This report has been prepared by Riverlake Shipping S.A. The rates contained herein are indicative only. Rate indications are as of the date of publication and are subject to change without notice. Riverlake Shipping S.A. does not assume any liability or responsibility for the correctness or completeness of the information contained herein. The above report is Copyright of Riverlake Shipping S.A.
No unauthorised reproduction or redistribution without permission from Riverlake Shipping S.A.