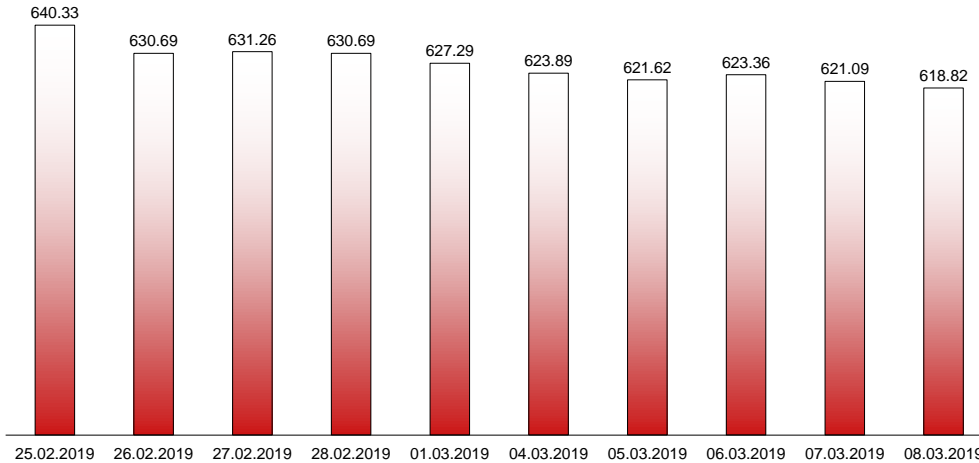


08.03.2019

**RIVERLAKE european TANKER INDEX (ReTI)\***



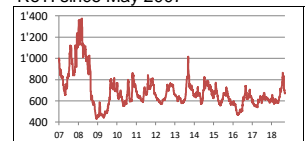
ReTI values

Max	24.07.08	<b>1372.70</b>
Today		<b>618.82</b>
Min	28.04.09	<b>431.82</b>

ReTI trends

daily	<b>-2.27</b>
avg last decade	<b>-30.23</b>
avg last 30 days	<b>-111.24</b>

ReTI since May 2007



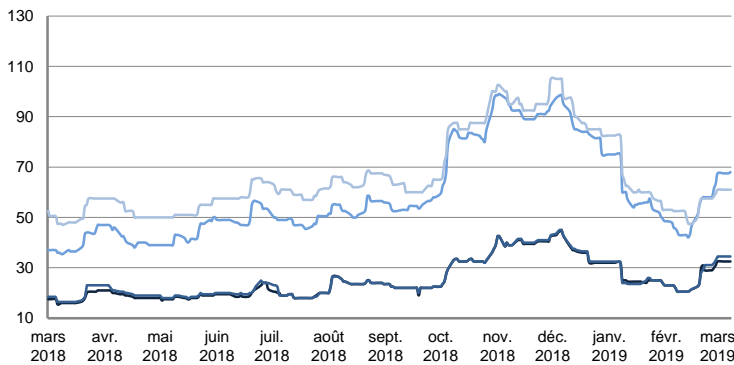
\* The Riverlake european Tanker Index (ReTI) is a composite index. All main European tanker movements are represented being six crude oil tanker routes, six clean petroleum products tanker routes and five dirty petroleum tanker routes. The oil tanker stems represented are between 6'000 MT to 135'000 MT. It covers all regions in Europe including the North Sea, Baltic Sea, UKContinent, Mediterranean and Black Sea.

**RIVERLAKE TANKER INDEX (RTI)**

**CRUDE OIL TANKERS**

**VLCC**

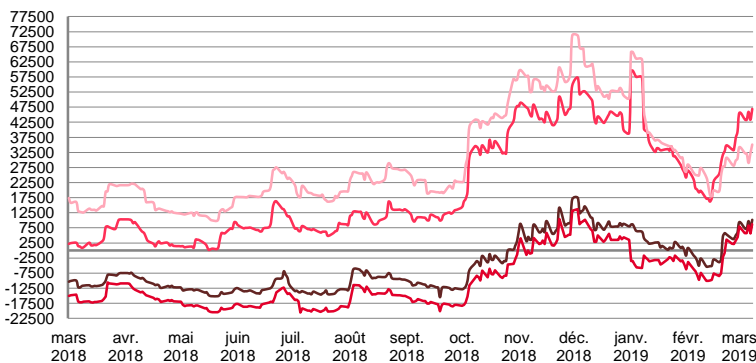
**WORLDSCALE**



	TODAY	THURSDAY	WEEKLY TREND	MTD AVERAGE
AG / USG 280kT	32.5	32.5	▲	32.5
AG / UKC 280kT	34.5	34.5	▲	34.5
AG / EAST 270kT	68.0	67.5	▲	67.6
WAF / USG 260kT	61.0	61.0	▲	61.0

For detailed information, visit our website :  
Riverlake Online Timecharter Equivalent Calculation :  
<http://www.riverlake.ch/en/utilities/rticalc.php>

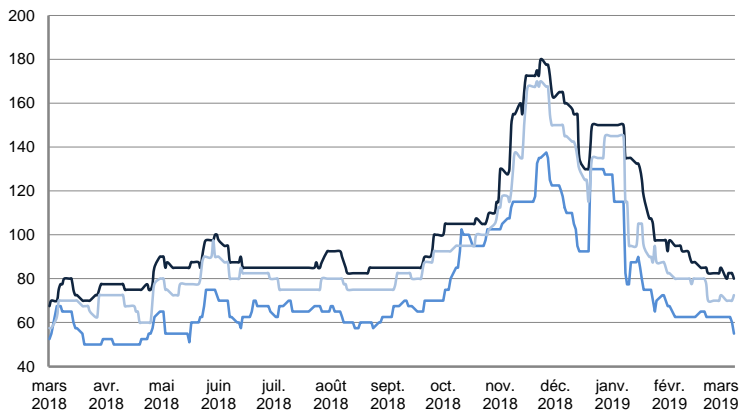
**TIME CHARTER EQUIVALENT (\$/DAY)**



	TODAY	THURSDAY	WEEKLY TREND	MTD AVERAGE
AG / USG 280kT	10'160.0	7'178.0	▲	8509.7
AG / UKC 280kT	8'653.0	5'646.0	▲	6992.5
AG / EAST 270kT	46'906.0	43'271.0	▲	44749.7
WAF / USG 260kT	35'100.0	32'176.0	▲	32471.3

**SUEZMAX**

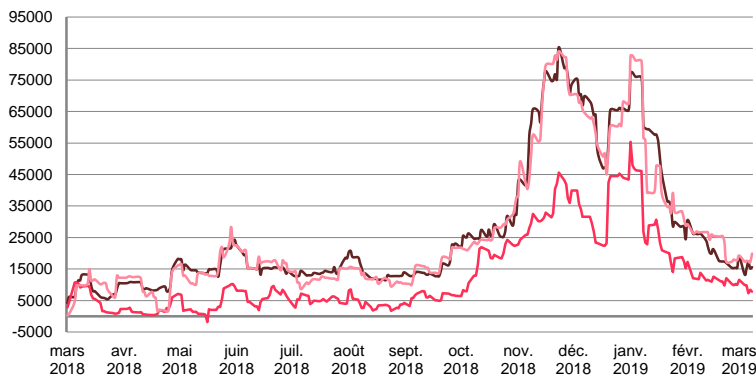
**WORLDSCALE**



	TODAY	THURSDAY	WEEKLY TREND	MTD AVERAGE
—BSEA / MED 135KT	80.0	82.5	▼	82.1
—WAF / USG 130KT	55.0	60.0	▼	61.0
—XMED 135KT	72.5	70.0	▼	70.8

For detailed information, visit our website :  
Riverlake Online Timecharter Equivalent Calculation :  
<http://www.riverlake.ch/en/utilities/rticalc.php>

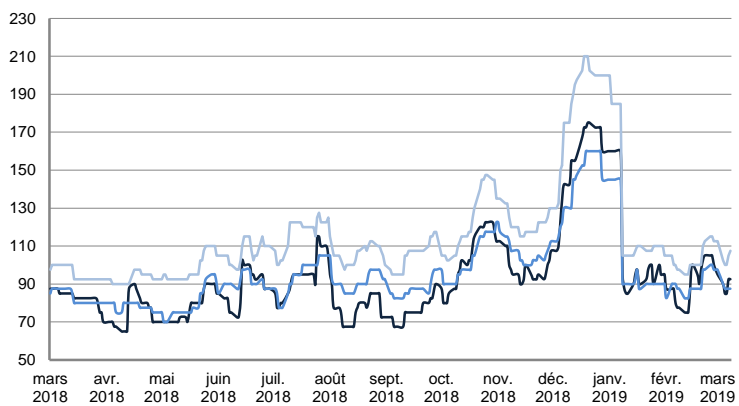
**TIME CHARTER EQUIVALENT (\$/DAY)**



	TODAY	THURSDAY	WEEKLY TREND	MTD AVERAGE
—BSEA / MED 135KT	15'597.0	15'200.0	▼	15902.2
—WAF / USG 130KT	7'801.0	8'441.0	▼	9160.7
—XMED 135KT	19'900.0	17'095.0	▼	18114.2

**AFRAMAX**

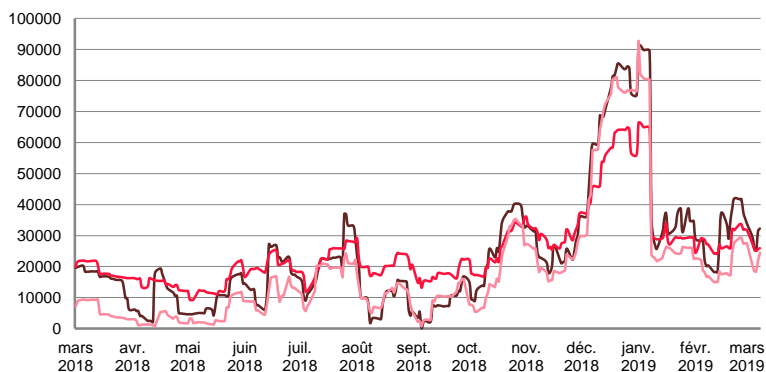
**WORLDSCALE**



	TODAY	THURSDAY	WEEKLY TREND	MTD AVERAGE
—BALTIC / UKC 100KT	92.5	92.5	▼	90.0
—BALTIC / STATES 100KT	87.5	87.5	▲	89.6
—NSEA / UKC 80KT	107.5	105.0	▲	104.6

For detailed information, visit our website :  
Riverlake Online Timecharter Equivalent Calculation :  
<http://www.riverlake.ch/en/utilities/rticalc.php>

**TIME CHARTER EQUIVALENT (\$/DAY)**

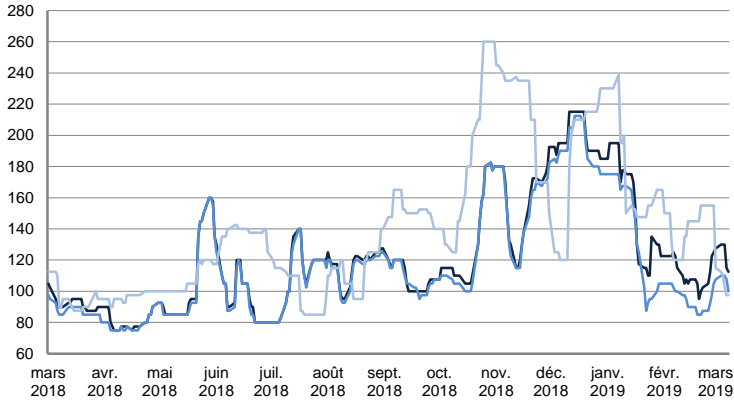


	TODAY	THURSDAY	WEEKLY TREND	MTD AVERAGE
—BALTIC / UKC 100KT	32'247.0	31'413.0	▼	29609.8
—BALTIC / STATES 100KT	25'924.0	25'644.0	▲	26872.5
—NSEA / UKC 80KT	24'464.0	21'966.0	▲	21830.0

CRUDE OIL TANKERS

AFRAMAX

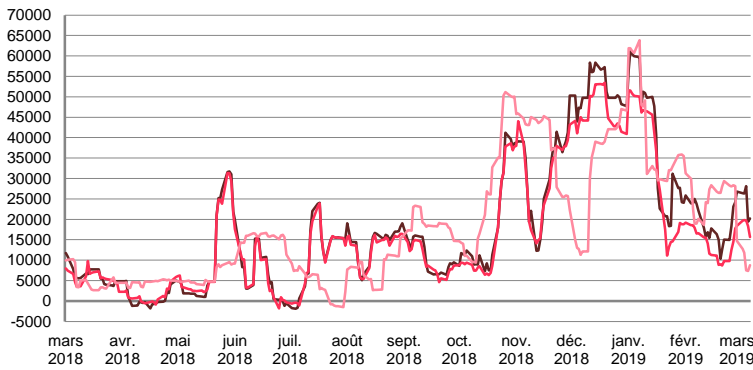
WORLDSCALE



	TODAY	THURSDAY	WEEKLY TREND	MTD AVERAGE
—BSEA / MED 80kT	112.5	115.0	▲	124.2
—XMED 80kT	100.0	107.5	▲	107.5
—CAR / USA 70kT	97.5	97.5	▼	105.8

For detailed information, visit our website :  
Riverlake Online Timecharter Equivalent Calculation :  
<http://www.riverlake.ch/en/utilities/rticalc.php>

TIME CHARTER EQUIVALENT (\$/DAY)

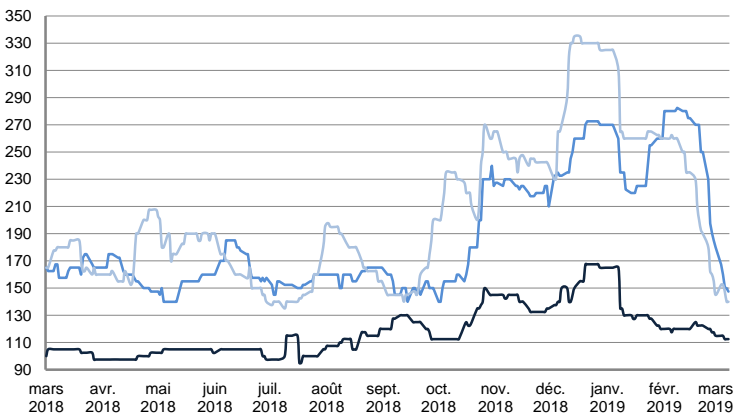


	TODAY	THURSDAY	WEEKLY TREND	MTD AVERAGE
—BSEA / MED 80kT	20'215.0	19'433.0	▲	24538.3
—XMED 80kT	15'638.0	18'313.0	▲	18595.0
—CAR / USA 70kT	8'790.0	7'329.0	▼	10485.0

PRODUCT TANKERS

DPP

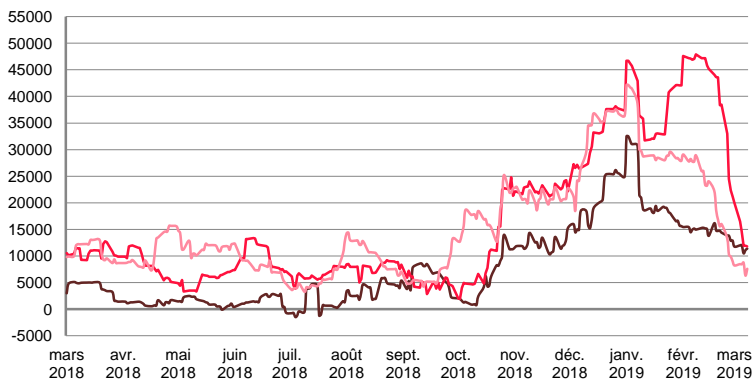
WORLDSCALE



	TODAY	THURSDAY	WEEKLY TREND	MTD AVERAGE
—BALTIC / STATES 55kT	112.5	112.5	▼	113.8
—BALTIC / UKC 30kT	147.5	150.0	▼	159.2
—BSEA / MED 30kT	140.0	140.0	▼	146.3

For detailed information, visit our website :  
Riverlake Online Timecharter Equivalent Calculation :  
<http://www.riverlake.ch/en/utilities/rticalc.php>

TIME CHARTER EQUIVALENT (\$/DAY)

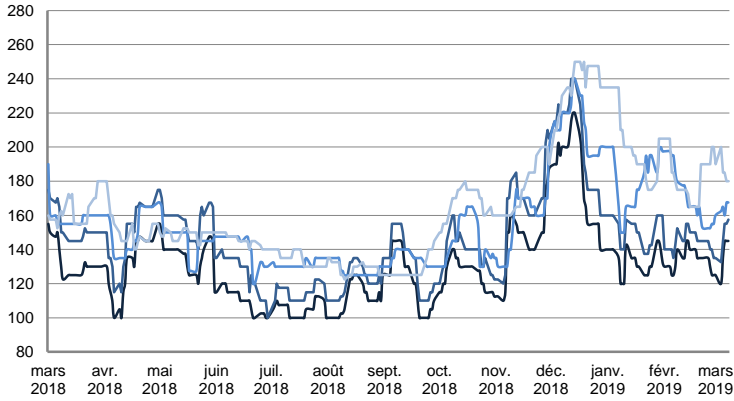


	TODAY	THURSDAY	WEEKLY TREND	MTD AVERAGE
—BALTIC / STATES 55kT	11'381.0	11'091.0	▼	11453.8
—BALTIC / UKC 30kT	11'832.0	11'907.0	▼	14475.2
—BSEA / MED 30kT	7'591.0	6'311.0	▼	7961.5

PRODUCT TANKERS

CPP

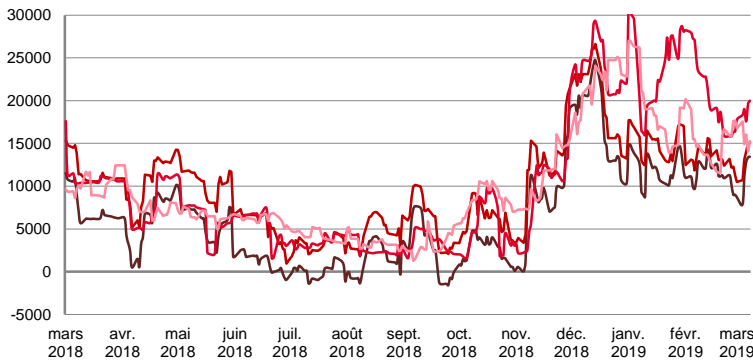
WORLDSCALE



	TODAY	THURSDAY	WEEKLY TREND	MTD AVERAGE
UKC / STATES 37kT	145.0	145.0	▼	135.8
UKC / WAF 33kT	157.5	155.0	▼	146.7
BALTIC / UKC 30kT	167.5	167.5	▼	163.8
BSEA / MED 30kT	180.0	180.0	▲	186.7

For detailed information, visit our website :  
Riverlake Online Timecharter Equivalent Calculation :  
<http://www.riverlake.ch/en/utilities/rticalc.php>

TIME CHARTER EQUIVALENT (\$/DAY)

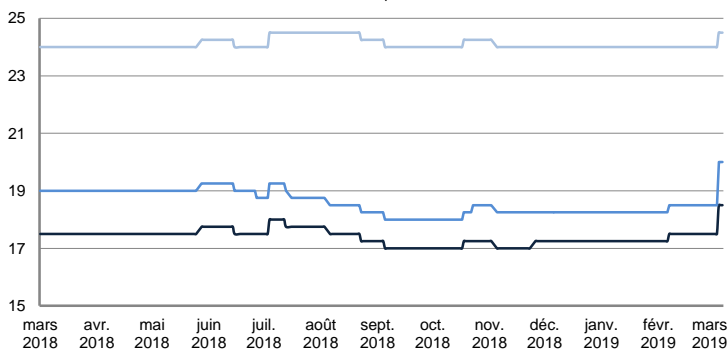


	TODAY	THURSDAY	WEEKLY TREND	MTD AVERAGE
UKC / STATES 37kT	13'435.0	13'356.0	▼	11222.3
UKC / WAF 33kT	15'092.0	14'995.0	▼	13058.8
BALTIC / UKC 30kT	19'992.0	19'586.0	▼	18707.7
BSEA / MED 30kT	15'277.0	14'075.0	▲	15763.7

SMALL TANKERS

DPP

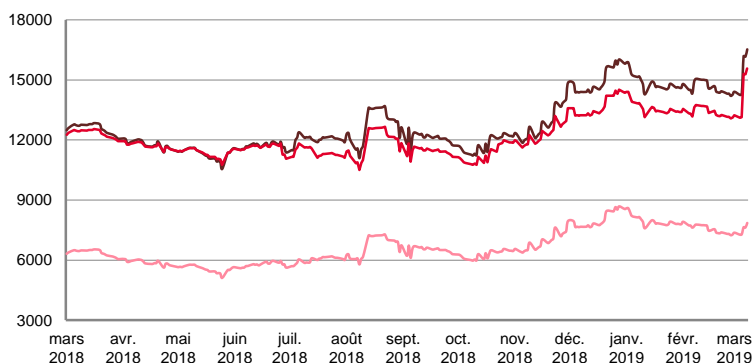
\$/T



	TODAY	THURSDAY	WEEKLY TREND	MTD AVERAGE
BALTIC / UKC 15kT	18.5	18.5	▬	18.0
BALTIC / UKC 12kT	20.0	20.0	▬	19.3
BALTIC / UKC 6kT	24.5	24.5	▬	24.3

For detailed information, visit our website :  
Riverlake Online Timecharter Equivalent Calculation :  
<http://www.riverlake.ch/en/utilities/rticalc.php>

TIME CHARTER EQUIVALENT (\$/DAY)

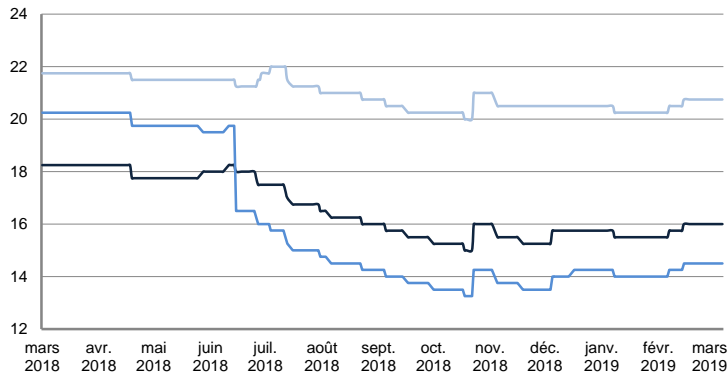


	TODAY	THURSDAY	WEEKLY TREND	MTD AVERAGE
BALTIC / UKC 15kT	16'524.0	16'157.0	▲	15300.2
BALTIC / UKC 10kT	15'569.0	15'280.0	▲	14269.2
BALTIC / UKC 6kT	7'854.0	7'623.0	▼	7506.8

SMALL TANKERS

CPP

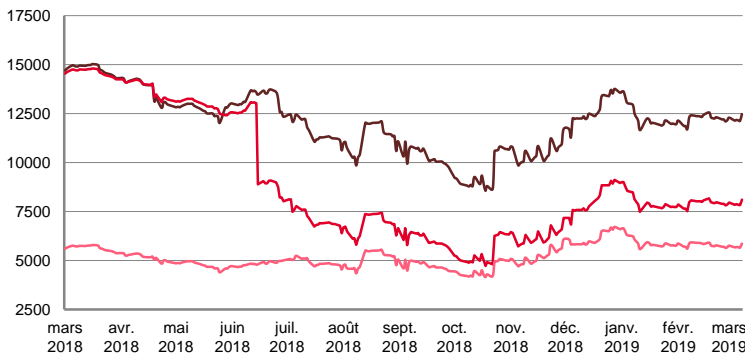
\$ / T



	TODAY	THURSDAY	WEEKLY TREND	MTD AVERAGE
BALTIC / UKC 15KT	16.0	16.0	↔	16.0
BALTIC / UKC 12KT	14.5	14.5	↔	14.5
BALTIC / UKC 6KT	20.8	20.8	↔	20.8

For detailed information, visit our website :  
Riverlake Online Timecharter Equivalent Calculation :  
<http://www.riverlake.ch/en/utilities/rticalc.php>

TIME CHARTER EQUIVALENT (\$/DAY)

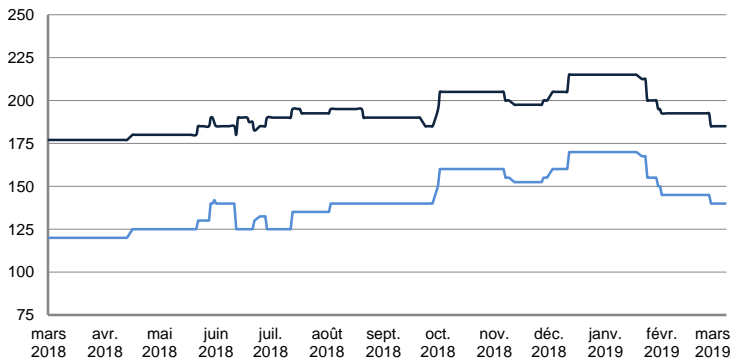


	TODAY	THURSDAY	WEEKLY TREND	MTD AVERAGE
BALTIC / UKC 15KT	12'468.0	12'127.0	▼	12224.0
BALTIC / UKC 12KT	8'095.0	7'829.0	▼	7905.0
BALTIC / UKC 6KT	5'856.0	5'656.0	▼	5713.2

SMALL TANKERS - AFRICA

CPP

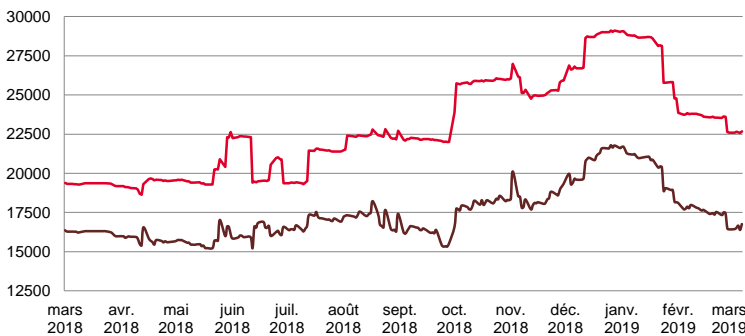
LUMPSUM (000's US\$)



	TODAY	THURSDAY	WEEKLY TREND	MTD AVERAGE
XWAF 15KT	185'000.0	185'000.0	▼	185000.0
XWAF 10KT	140'000.0	140'000.0	▼	140000.0

For detailed information, visit our website :  
Riverlake Online Timecharter Equivalent Calculation :  
<http://www.riverlake.ch/en/utilities/rticalc.php>

TIME CHARTER EQUIVALENT (\$/DAY)



	TODAY	THURSDAY	WEEKLY TREND	MTD AVERAGE
XWAF 15KT	16'761.0	16'382.0	▼	16530.2
XWAF 10KT	22'680.0	22'572.0	▼	22618.0

For other RTI's, fixture reports, analysis and forecasts go to [www.riverlake.ch](http://www.riverlake.ch).

Disclaimer:  
This report has been prepared by Riverlake Shipping S.A. The rates contained herein are indicative only. Rate indications are as of the date of publication and are subject to change without notice. Riverlake Shipping S.A. does not assume any liability or responsibility for the correctness or completeness of the information contained herein. The above report is Copyright of Riverlake Shipping S.A.  
No unauthorised reproduction or redistribution without permission from Riverlake Shipping S.A.