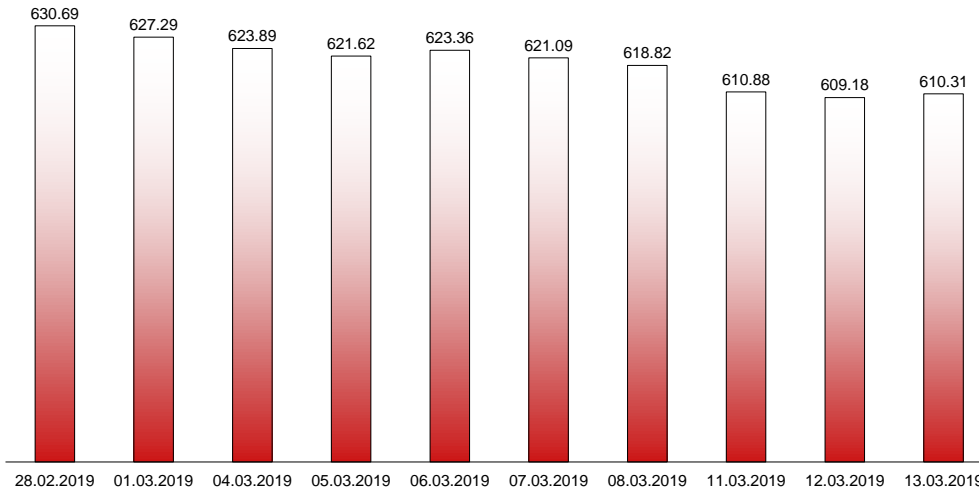


13.03.2019

RIVERLAKE european TANKER INDEX (ReTI)*



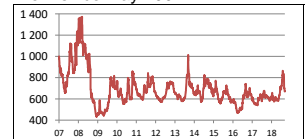
ReTI values

Max	24.07.08	1372.70
Today		610.31
Min	28.04.09	431.82

ReTI trends

daily	1.13
avg last decade	-27.84
avg last 30 days	-102.95

ReTI since May 2007



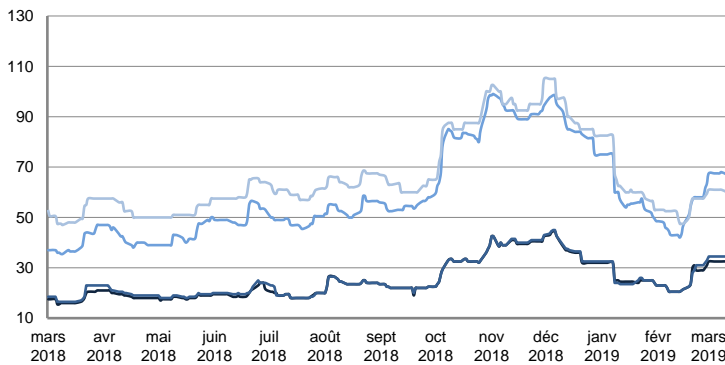
* The Riverlake european Tanker Index (ReTI) is a composite index. All main European tanker movements are represented being six crude oil tanker routes, six clean petroleum products tanker routes and five dirty petroleum tanker routes. The oil tanker stems represented are between 6'000 MT to 135'000 MT. It covers all regions in Europe including the North Sea, Baltic Sea, UKContinent, Mediterranean and Black Sea.

RIVERLAKE TANKER INDEX (RTI)

CRUDE OIL TANKERS

VLCC

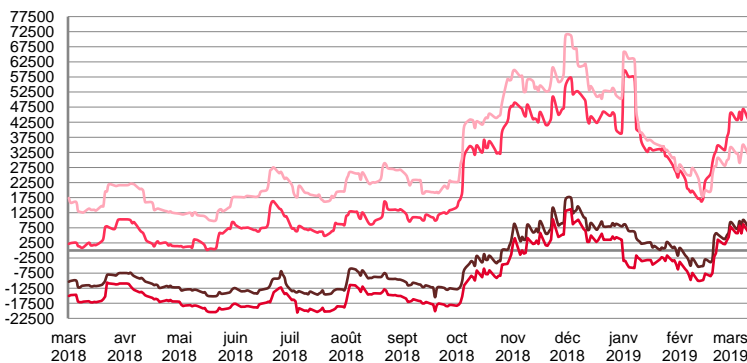
WORLDSCALE



	TODAY	TUESDAY	WEEKLY TREND	MTD AVERAGE
—AG / USG 280kT	30.5	32.0	▲	32.2
—AG / UKC 280kT	32.5	34.0	▲	34.2
—AG / EAST 270kT	66.0	66.5	▲	67.2
—WAF / USG 260kT	59.0	59.0	▲	60.4

For detailed information, visit our website :
Riverlake Online Timecharter Equivalent Calculation :
<http://www.riverlake.ch/en/utilities/rticalc.php>

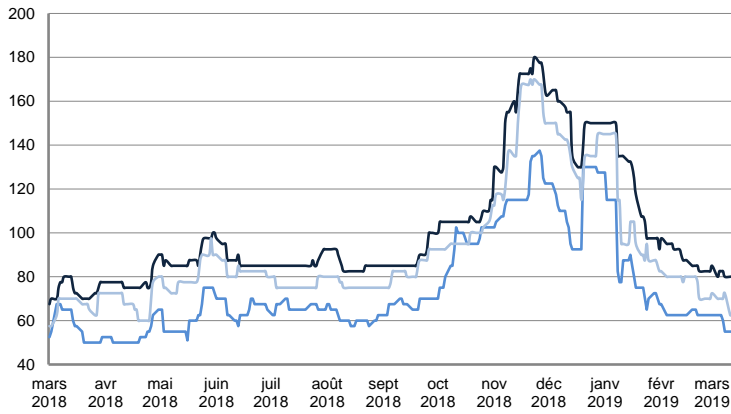
TIME CHARTER EQUIVALENT (\$/DAY)



	TODAY	TUESDAY	WEEKLY TREND	MTD AVERAGE
—AG / USG 280kT	4 734.0	6 626.0	▲	7763.0
—AG / UKC 280kT	3 093.0	5 084.0	▲	6229.2
—AG / EAST 270kT	41 565.0	42 264.0	▲	43928.4
—WAF / USG 260kT	30 237.0	30 118.0	▲	31846.3

SUEZMAX

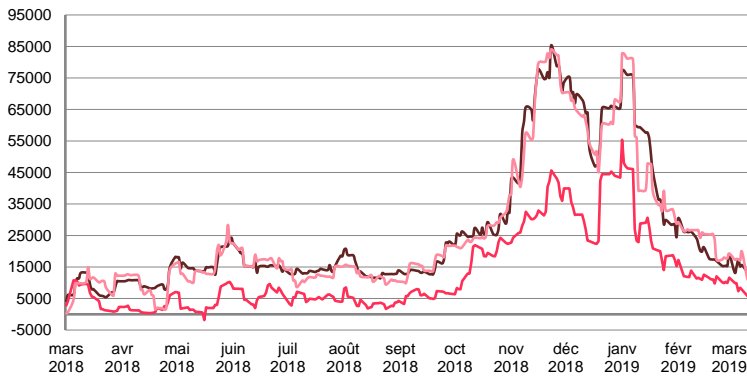
WORLDSCALE



	TODAY	TUESDAY	WEEKLY TREND	MTD AVERAGE
—BSEA / MED 135KT	77.5	80.0	▼	81.1
—WAF / USG 130KT	55.0	55.0	▼	60.4
—XMED 135KT	60.0	62.5	▼	67.8

For detailed information, visit our website :
Riverlake Online Timecharter Equivalent Calculation :
<http://www.riverlake.ch/en/utilities/rticalc.php>

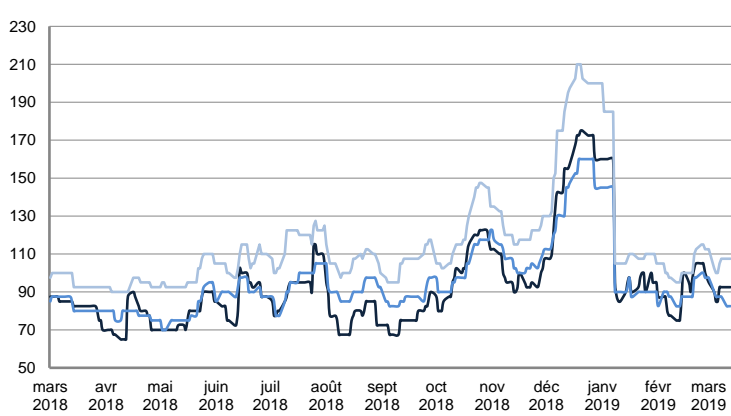
TIME CHARTER EQUIVALENT (\$/DAY)



	TODAY	TUESDAY	WEEKLY TREND	MTD AVERAGE
—BSEA / MED 135KT	11 338.0	13 369.0	▼	14839.1
—WAF / USG 130KT	5 764.0	5 671.0	▼	8022.3
—XMED 135KT	8 887.0	10 888.0	▼	15507.7

AFRAMAX

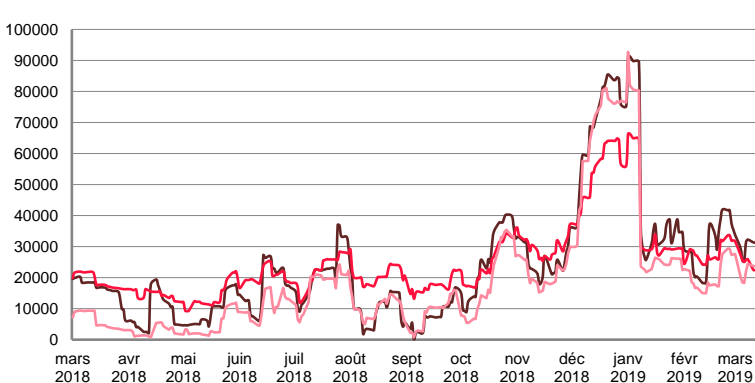
WORLDSCALE



	TODAY	TUESDAY	WEEKLY TREND	MTD AVERAGE
—BALTIC / UKC 100KT	92.5	92.5	▼	90.8
—BALTIC / STATES 100KT	82.5	82.5	▲	87.2
—NSEA / UKC 80KT	107.5	107.5	▲	105.6

For detailed information, visit our website :
Riverlake Online Timecharter Equivalent Calculation :
<http://www.riverlake.ch/en/utilities/rticalc.php>

TIME CHARTER EQUIVALENT (\$/DAY)

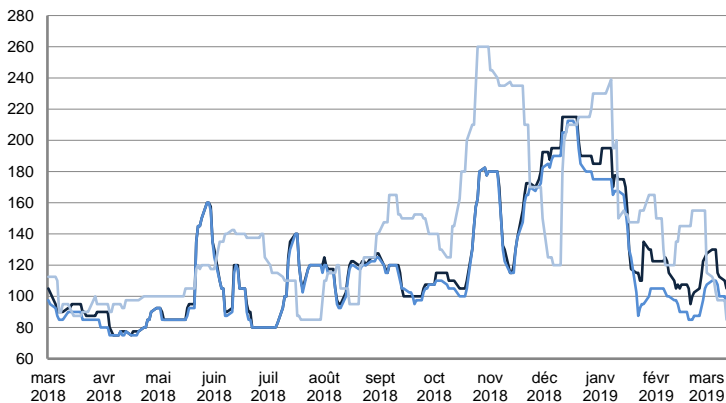


	TODAY	TUESDAY	WEEKLY TREND	MTD AVERAGE
—BALTIC / UKC 100KT	31 242.0	31 293.0	▼	30174.7
—BALTIC / STATES 100KT	22 276.0	22 391.0	▲	25379.4
—NSEA / UKC 80KT	23 600.0	23 653.0	▲	22441.0

CRUDE OIL TANKERS

AFRAMAX

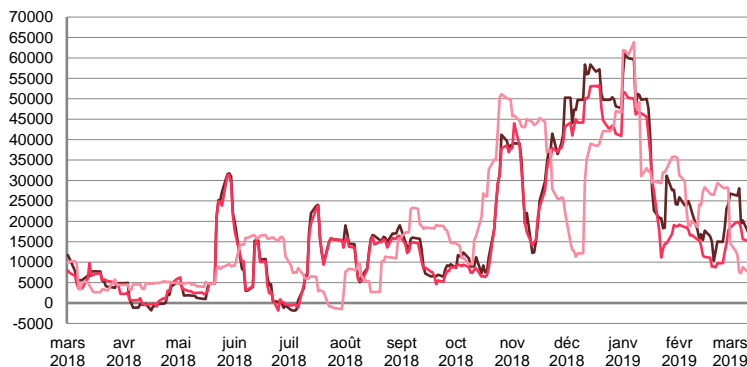
WORLDSCALE



	TODAY	TUESDAY	WEEKLY TREND	MTD AVERAGE
—BSEA / MED 80KT	105.0	105.0	▲	118.3
—XMED 80KT	90.0	95.0	▲	103.3
—CAR / USA 70KT	85.0	85.0	▼	100.3

For detailed information, visit our website :
Riverlake Online Timecharter Equivalent Calculation :
<http://www.riverlake.ch/en/utilities/rticalc.php>

TIME CHARTER EQUIVALENT (\$/DAY)

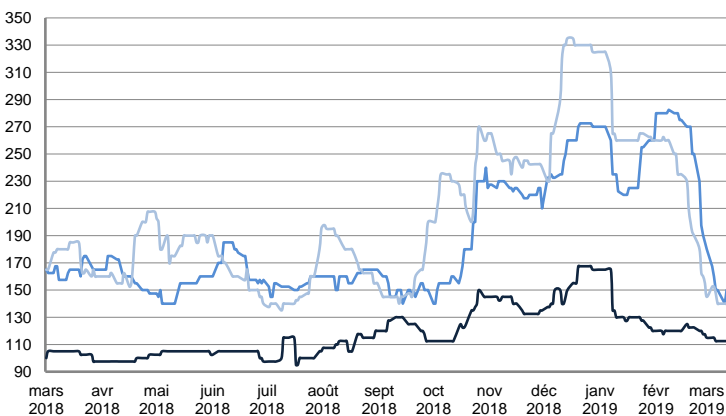


	TODAY	TUESDAY	WEEKLY TREND	MTD AVERAGE
—BSEA / MED 80KT	14 835.0	14 896.0	▲	21581.1
—XMED 80KT	10 580.0	12 750.0	▲	16673.2
—CAR / USA 70KT	2 999.0	2 939.0	▼	8486.9

PRODUCT TANKERS

DPP

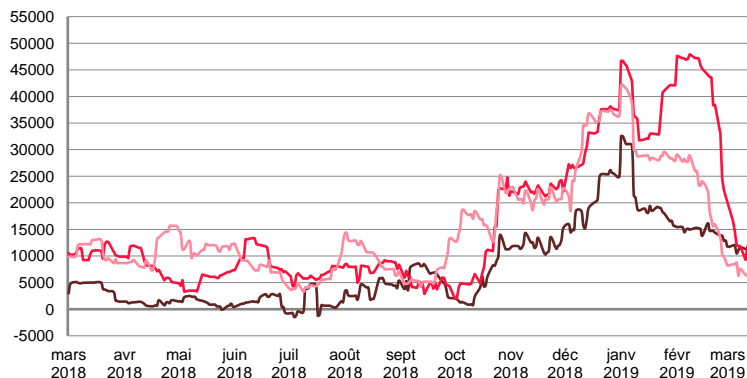
WORLDSCALE



	TODAY	TUESDAY	WEEKLY TREND	MTD AVERAGE
—BALTIC / STATES 55KT	112.5	112.5	▼	113.3
—BALTIC / UKC 30KT	150.0	150.0	▼	155.0
—BSEA / MED 30KT	135.0	140.0	▼	143.6

For detailed information, visit our website :
Riverlake Online Timecharter Equivalent Calculation :
<http://www.riverlake.ch/en/utilities/rticalc.php>

TIME CHARTER EQUIVALENT (\$/DAY)

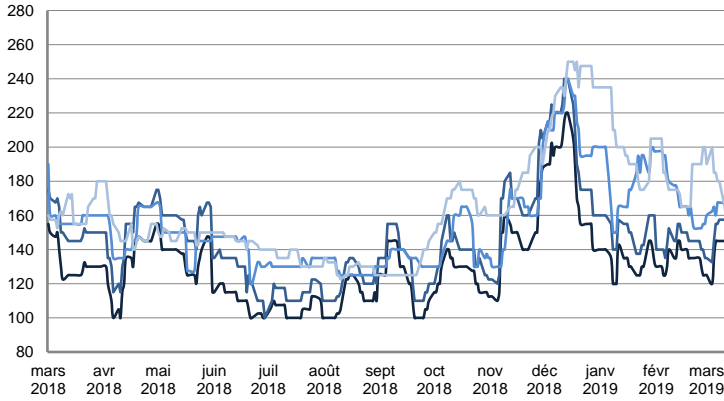


	TODAY	TUESDAY	WEEKLY TREND	MTD AVERAGE
—BALTIC / STATES 55KT	11 079.0	11 192.0	▼	11392.8
—BALTIC / UKC 30KT	11 807.0	11 832.0	▼	13305.7
—BSEA / MED 30KT	5 464.0	6 391.0	▼	7337.9

PRODUCT TANKERS

CPP

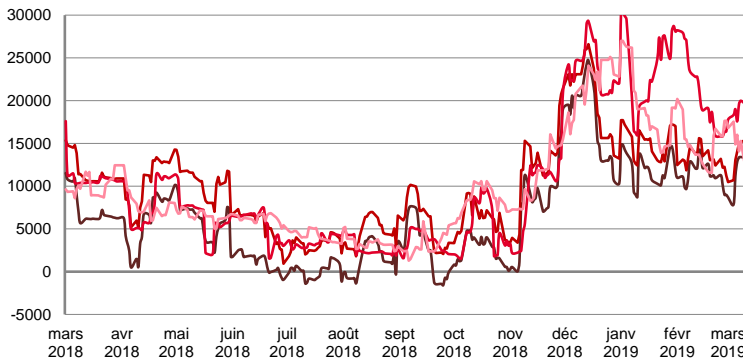
WORLDSCALE



	TODAY	TUESDAY	WEEKLY TREND	MTD AVERAGE
UKC / STATES 37kT	165.0	145.0	▲	141.1
UKC / WAF 33kT	175.0	157.5	▲	152.2
BALTIC / UKC 30kT	170.0	170.0	▼	165.6
BSEA / MED 30kT	155.0	155.0	▲	177.2

For detailed information, visit our website :
Riverlake Online Timecharter Equivalent Calculation :
<http://www.riverlake.ch/en/utilities/rticalc.php>

TIME CHARTER EQUIVALENT (\$/DAY)

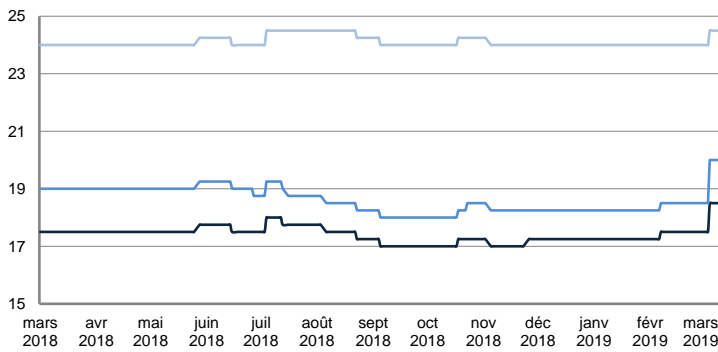


	TODAY	TUESDAY	WEEKLY TREND	MTD AVERAGE
UKC / STATES 37kT	17 573.0	13 236.0	▼	12381.8
UKC / WAF 33kT	18 610.0	15 386.0	▲	14205.3
BALTIC / UKC 30kT	20 123.0	20 160.0	▼	19122.0
BSEA / MED 30kT	9 745.0	9 797.0	▲	13965.2

SMALL TANKERS

DPP

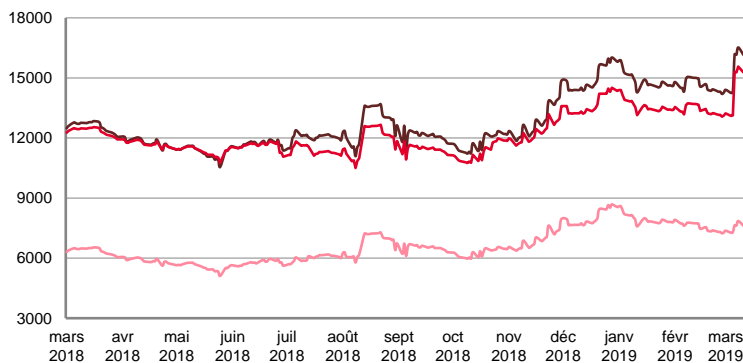
\$ / T



	TODAY	TUESDAY	WEEKLY TREND	MTD AVERAGE
BALTIC / UKC 15kT	18.5	18.5	▲	18.2
BALTIC / UKC 12kT	20.0	20.0	▲	19.5
BALTIC / UKC 6kT	24.5	24.5	▲	24.3

For detailed information, visit our website :
Riverlake Online Timecharter Equivalent Calculation :
<http://www.riverlake.ch/en/utilities/rticalc.php>

TIME CHARTER EQUIVALENT (\$/DAY)

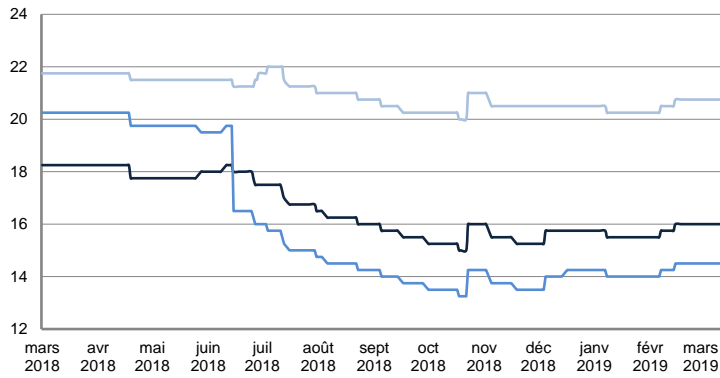


	TODAY	TUESDAY	WEEKLY TREND	MTD AVERAGE
BALTIC / UKC 15kT	16 094.0	16 109.0	▲	15571.7
BALTIC / UKC 10kT	15 231.0	15 243.0	▲	14595.2
BALTIC / UKC 6kT	7 584.0	7 594.0	▲	7536.9

SMALL TANKERS

CPP

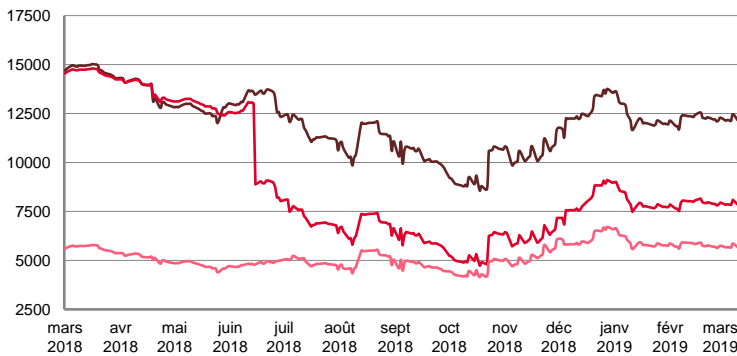
\$ / T



	TODAY	TUESDAY	WEEKLY TREND	MTD AVERAGE
BALTIC / UKC 15KT	16.0	16.0	▲	16.0
BALTIC / UKC 12KT	14.5	14.5	▲	14.5
BALTIC / UKC 6KT	20.8	20.8	▲	20.8

For detailed information, visit our website :
Riverlake Online Timecharter Equivalent Calculation :
<http://www.riverlake.ch/en/utilities/rtcalc.php>

TIME CHARTER EQUIVALENT (\$/DAY)

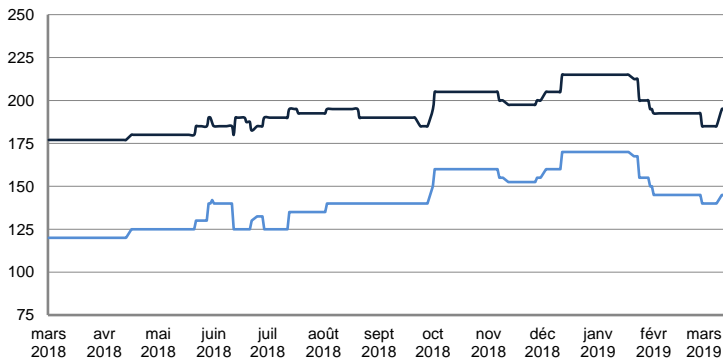


	TODAY	TUESDAY	WEEKLY TREND	MTD AVERAGE
BALTIC / UKC 15KT	12 068.0	12 083.0	▼	12178.6
BALTIC / UKC 12KT	7 783.0	7 795.0	▼	7869.6
BALTIC / UKC 6KT	5 622.0	5 630.0	▼	5686.6

SMALL TANKERS - AFRICA

CPP

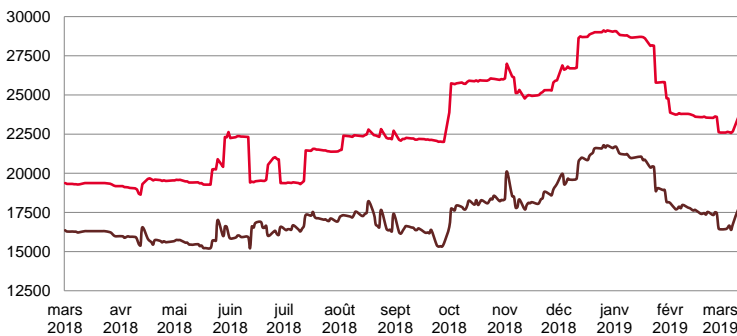
LUMPSUM (000's US\$)



	TODAY	TUESDAY	WEEKLY TREND	MTD AVERAGE
XWAF 15kT	195 000.0	195 000.0	▼	188333.3
XWAF 10kT	145 000.0	145 000.0	▼	141666.7

For detailed information, visit our website :
Riverlake Online Timecharter Equivalent Calculation :
<http://www.riverlake.ch/en/utilities/rtcalc.php>

TIME CHARTER EQUIVALENT (\$/DAY)



	TODAY	TUESDAY	WEEKLY TREND	MTD AVERAGE
XWAF 15kT	17 690.0	17 659.0	▼	16915.6
XWAF 10kT	23 582.0	23 556.0	▼	22934.9

For other RTI's, fixture reports, analysis and forecasts go to www.riverlake.ch.

Disclaimer:
This report has been prepared by Riverlake Shipping S.A. The rates contained herein are indicative only. Rate indications are as of the date of publication and are subject to change without notice. Riverlake Shipping S.A. does not assume any liability or responsibility for the correctness or completeness of the information contained herein. The above report is Copyright of Riverlake Shipping S.A. No unauthorised reproduction or redistribution without permission from Riverlake Shipping S.A.