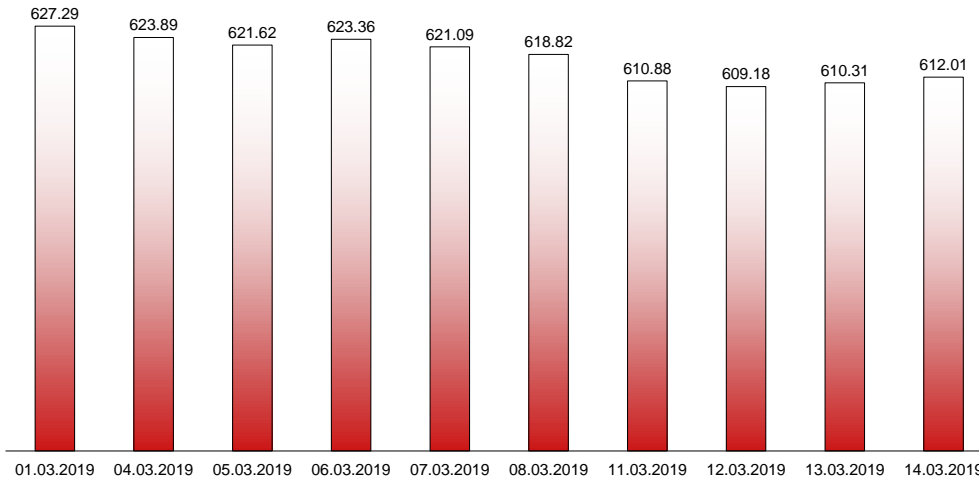


14.03.2019

**RIVERLAKE european TANKER INDEX (ReTI)\***



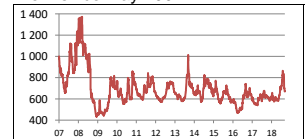
ReTI values

Max	24.07.08	<b>1372.70</b>
Today		<b>612.01</b>
Min	28.04.09	<b>431.82</b>

ReTI trends

daily	<b>1.70</b>
avg last decade	<b>-26.74</b>
avg last 30 days	<b>-100.20</b>

ReTI since May 2007



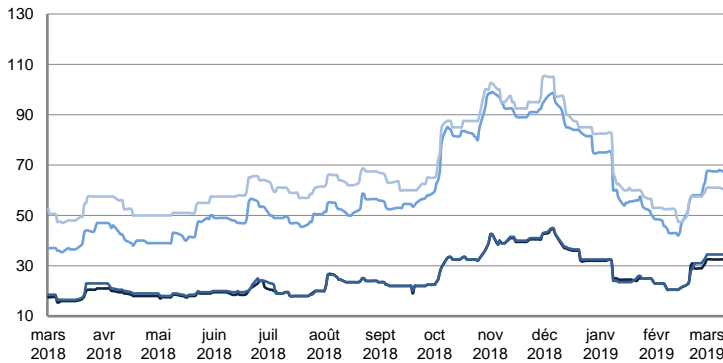
\* The Riverlake european Tanker Index (ReTI) is a composite index. All main European tanker movements are represented being six crude oil tanker routes, six clean petroleum products tanker routes and five dirty petroleum tanker routes. The oil tanker stems represented are between 6'000 MT to 135'000 MT. It covers all regions in Europe including the North Sea, Baltic Sea, UKContinent, Mediterranean and Black Sea.

**RIVERLAKE TANKER INDEX (RTI)**

**CRUDE OIL TANKERS**

**VLCC**

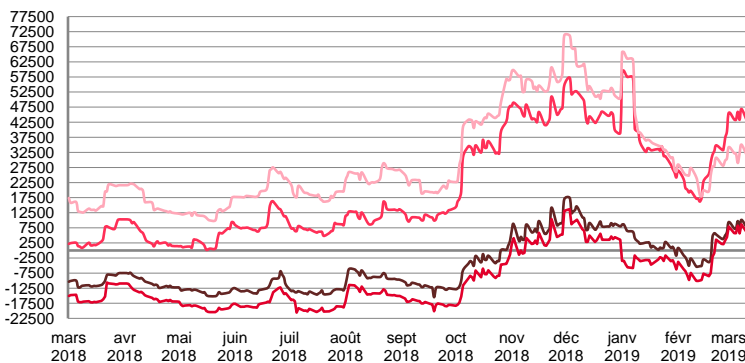
**WORLDSCALE**



	TODAY	WEDNESDAY	WEEKLY TREND	MTD AVERAGE
—AG / USG 280kT	30.0	30.5	▲	32.0
—AG / UKC 280kT	32.0	32.5	▲	34.0
—AG / EAST 270kT	63.5	66.0	▲	66.9
—WAF / USG 260kT	59.0	59.0	▲	60.3

For detailed information, visit our website :  
Riverlake Online Timecharter Equivalent Calculation :  
<http://www.riverlake.ch/en/utilities/rticalc.php>

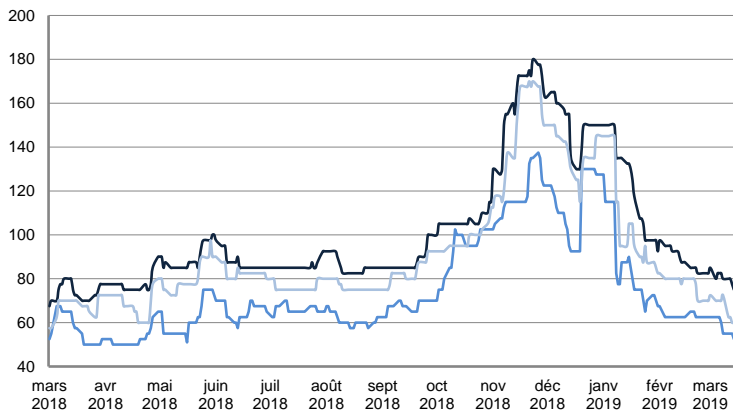
**TIME CHARTER EQUIVALENT (\$/DAY)**



	TODAY	WEDNESDAY	WEEKLY TREND	MTD AVERAGE
—AG / USG 280kT	4 147.0	4 734.0	▲	7401.4
—AG / UKC 280kT	2 473.0	3 093.0	▲	5853.6
—AG / EAST 270kT	38 720.0	41 565.0	▲	43407.6
—WAF / USG 260kT	30 249.0	30 237.0	▲	31686.6

**SUEZMAX**

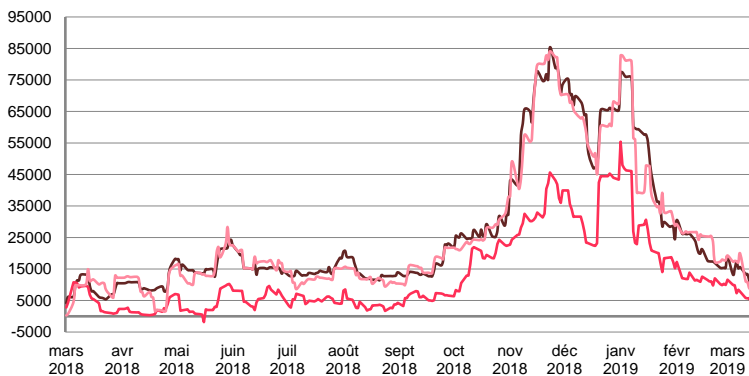
**WORLDSCALE**



	TODAY	WEDNESDAY	WEEKLY TREND	MTD AVERAGE
—BSEA / MED 135KT	75.0	77.5	▼	80.5
—WAF / USG 130KT	52.5	55.0	▼	60.3
—XMED 135KT	60.0	60.0	▼	67.0

For detailed information, visit our website :  
Riverlake Online Timecharter Equivalent Calculation :  
<http://www.riverlake.ch/en/utilities/rticalc.php>

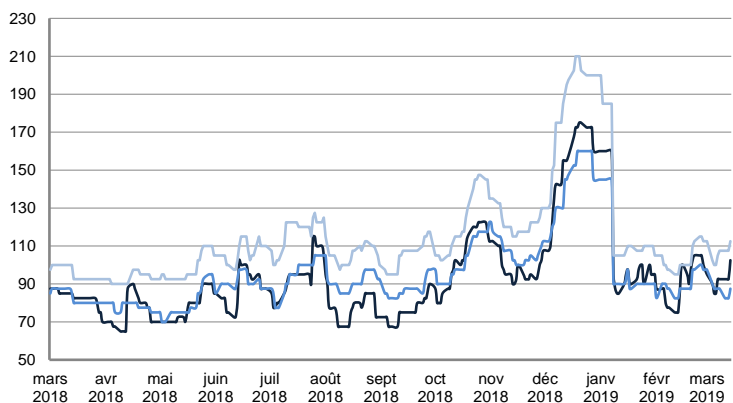
**TIME CHARTER EQUIVALENT (\$/DAY)**



	TODAY	WEDNESDAY	WEEKLY TREND	MTD AVERAGE
—BSEA / MED 135KT	9 269.0	11 338.0	▼	14282.1
—WAF / USG 130KT	4 289.0	5 764.0	▼	7649.0
—XMED 135KT	8 777.0	8 887.0	▼	14834.6

**AFRAMAX**

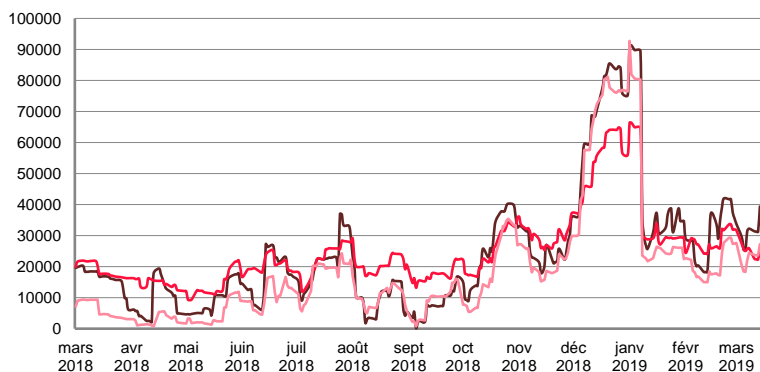
**WORLDSCALE**



	TODAY	WEDNESDAY	WEEKLY TREND	MTD AVERAGE
—BALTIC / UKC 100KT	102.5	92.5	▼	92.0
—BALTIC / STATES 100KT	87.5	82.5	▲	87.3
—NSEA / UKC 80KT	112.5	107.5	▲	106.3

For detailed information, visit our website :  
Riverlake Online Timecharter Equivalent Calculation :  
<http://www.riverlake.ch/en/utilities/rticalc.php>

**TIME CHARTER EQUIVALENT (\$/DAY)**

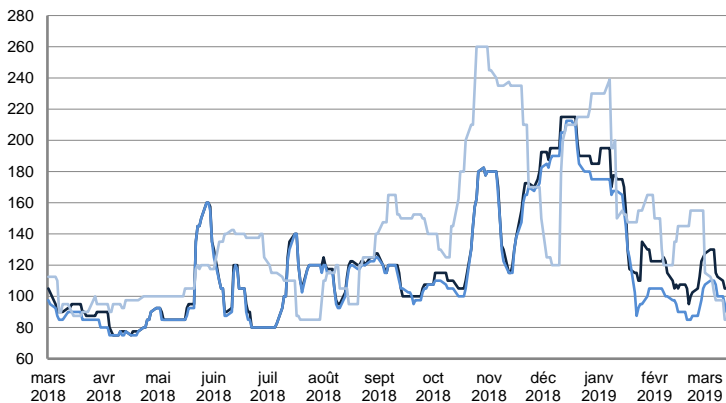


	TODAY	WEDNESDAY	WEEKLY TREND	MTD AVERAGE
—BALTIC / UKC 100KT	39 354.0	31 242.0	▼	31092.6
—BALTIC / STATES 100KT	25 407.0	22 276.0	▲	25382.2
—NSEA / UKC 80KT	27 227.0	23 600.0	▲	22919.6

CRUDE OIL TANKERS

AFRAMAX

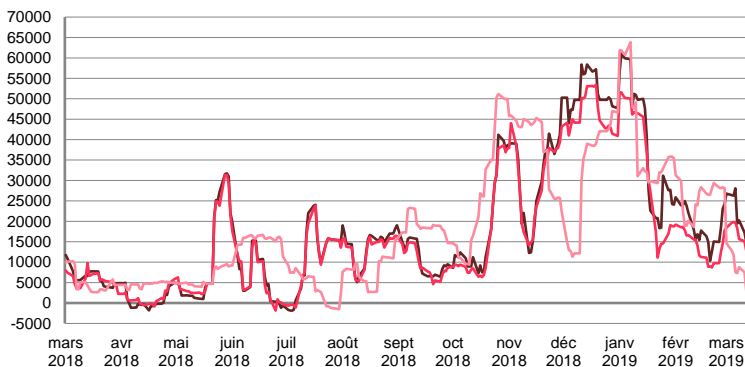
WORLDSCALE



	TODAY	WEDNESDAY	WEEKLY TREND	MTD AVERAGE
—BSEA / MED 80kT	105.0	105.0	▲	117.0
—XMED 80kT	90.0	90.0	▲	102.0
—CAR / USA 70kT	85.0	85.0	▼	98.8

For detailed information, visit our website :  
Riverlake Online Timecharter Equivalent Calculation :  
<http://www.riverlake.ch/en/utilities/rticalc.php>

TIME CHARTER EQUIVALENT (\$/DAY)

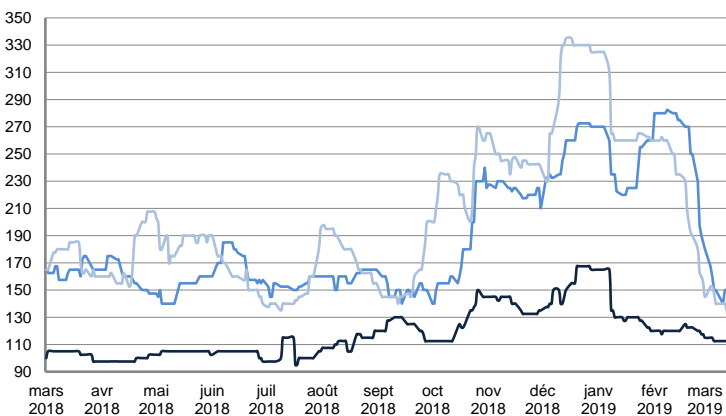


	TODAY	WEDNESDAY	WEEKLY TREND	MTD AVERAGE
—BSEA / MED 80kT	14 744.0	14 835.0	▲	20897.4
—XMED 80kT	10 475.0	10 580.0	▲	16053.4
—CAR / USA 70kT	3 004.0	2 999.0	▼	7938.6

PRODUCT TANKERS

DPP

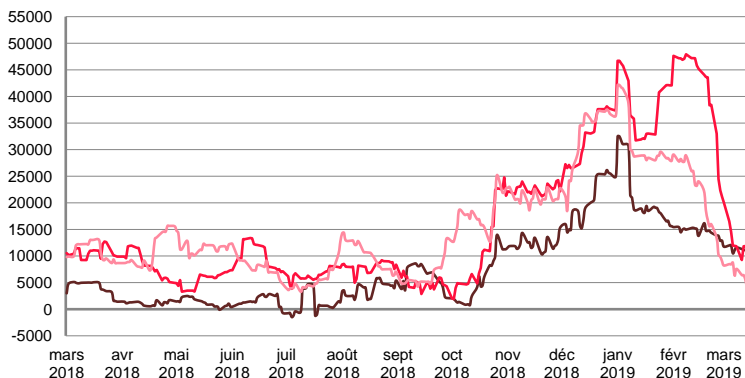
WORLDSCALE



	TODAY	WEDNESDAY	WEEKLY TREND	MTD AVERAGE
—BALTIC / STATES 55kT	112.5	112.5	▼	113.3
—BALTIC / UKC 30kT	152.5	150.0	▼	154.8
—BSEA / MED 30kT	125.0	135.0	▼	141.8

For detailed information, visit our website :  
Riverlake Online Timecharter Equivalent Calculation :  
<http://www.riverlake.ch/en/utilities/rticalc.php>

TIME CHARTER EQUIVALENT (\$/DAY)

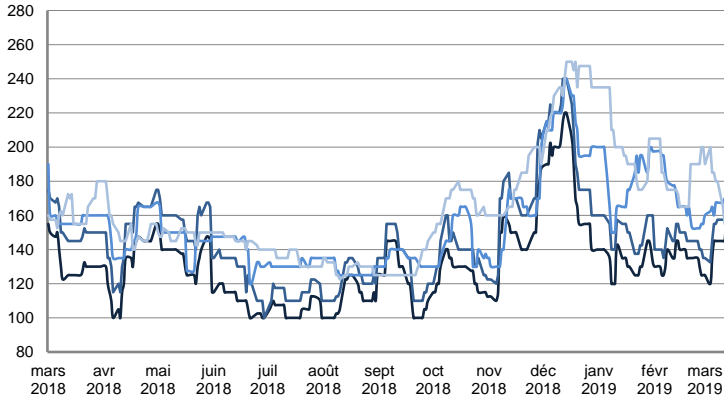


	TODAY	WEDNESDAY	WEEKLY TREND	MTD AVERAGE
—BALTIC / STATES 55kT	11 087.0	11 079.0	▼	11362.2
—BALTIC / UKC 30kT	12 488.0	11 807.0	▼	13223.9
—BSEA / MED 30kT	3 660.0	5 464.0	▼	6970.1

PRODUCT TANKERS

CPP

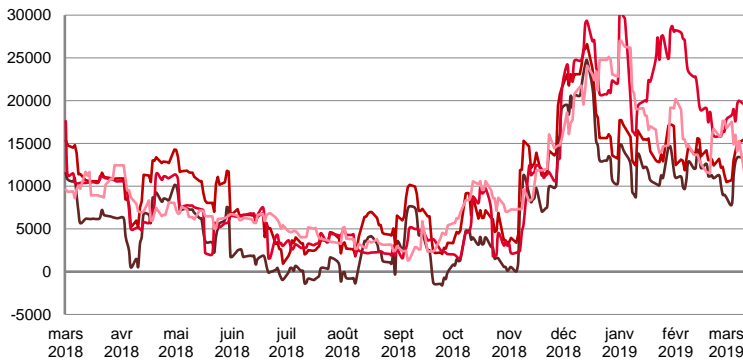
WORLDSCALE



	TODAY	WEDNESDAY	WEEKLY TREND	MTD AVERAGE
—UKC / STATES 37kT	165.0	165.0	▲	143.5
—UKC / WAF 33kT	180.0	175.0	▲	155.0
—BALTIC / UKC 30kT	175.0	170.0	▼	166.5
—BSEA / MED 30kT	152.5	155.0	▲	174.8

For detailed information, visit our website :  
Riverlake Online Timecharter Equivalent Calculation :  
<http://www.riverlake.ch/en/utilities/rticalc.php>

TIME CHARTER EQUIVALENT (\$/DAY)

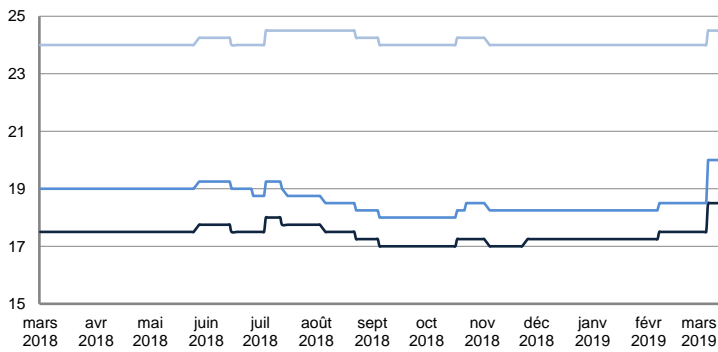


	TODAY	WEDNESDAY	WEEKLY TREND	MTD AVERAGE
—UKC / STATES 37kT	17 573.0	17 573.0	▲	12900.9
—UKC / WAF 33kT	19 547.0	18 610.0	▲	14739.5
—BALTIC / UKC 30kT	21 428.0	20 123.0	▼	19352.6
—BSEA / MED 30kT	9 251.0	9 745.0	▲	13493.8

SMALL TANKERS

DPP

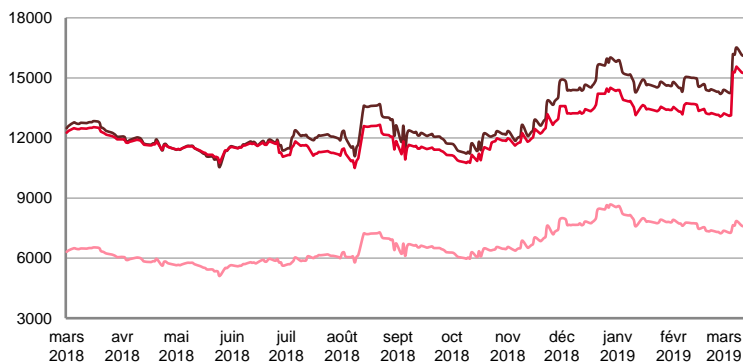
\$ / T



	TODAY	WEDNESDAY	WEEKLY TREND	MTD AVERAGE
—BALTIC / UKC 15kT	18.5	18.5	■	18.2
—BALTIC / UKC 12kT	20.0	20.0	■	19.6
—BALTIC / UKC 6kT	24.5	24.5	■	24.4

For detailed information, visit our website :  
Riverlake Online Timecharter Equivalent Calculation :  
<http://www.riverlake.ch/en/utilities/rticalc.php>

TIME CHARTER EQUIVALENT (\$/DAY)

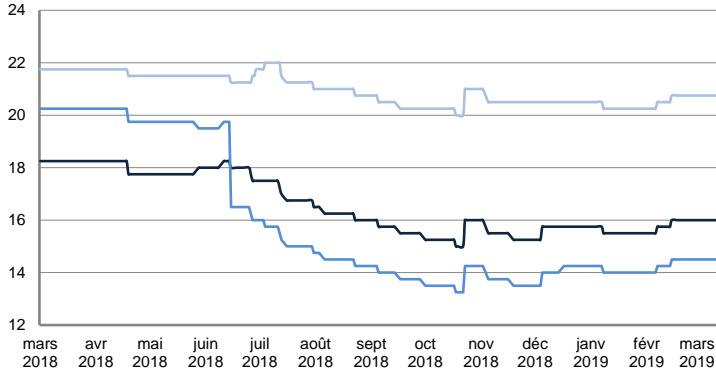


	TODAY	WEDNESDAY	WEEKLY TREND	MTD AVERAGE
—BALTIC / UKC 15kT	16 109.0	16 094.0	▲	15625.4
—BALTIC / UKC 10kT	15 243.0	15 231.0	▲	14660.0
—BALTIC / UKC 6kT	7 594.0	7 584.0	▲	7542.6

SMALL TANKERS

CPP

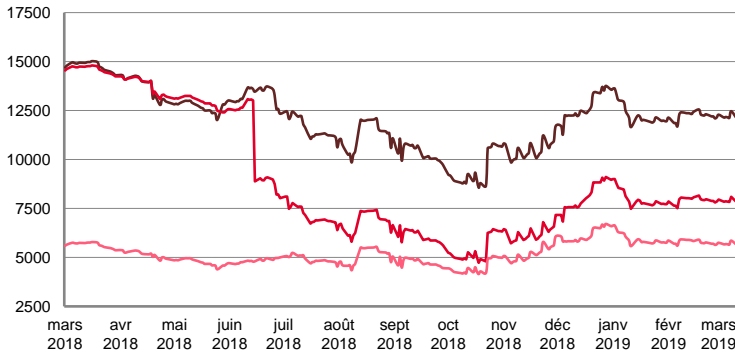
\$ / T



	TODAY	WEDNESDAY	WEEKLY TREND	MTD AVERAGE
BALTIC / UKC 15kT	16.0	16.0	▲	16.0
BALTIC / UKC 12kT	14.5	14.5	▲	14.5
BALTIC / UKC 6kT	20.8	20.8	▲	20.8

For detailed information, visit our website :  
Riverlake Online Timecharter Equivalent Calculation :  
<http://www.riverlake.ch/en/utilities/rticalc.php>

TIME CHARTER EQUIVALENT (\$/DAY)

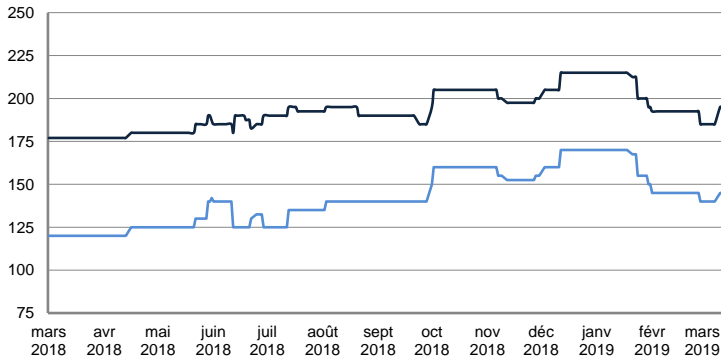


	TODAY	WEDNESDAY	WEEKLY TREND	MTD AVERAGE
BALTIC / UKC 15kT	12 083.0	12 068.0	▼	12169.0
BALTIC / UKC 12kT	7 795.0	7 783.0	▼	7862.1
BALTIC / UKC 6kT	5 630.0	5 622.0	▼	5680.9

SMALL TANKERS - AFRICA

CPP

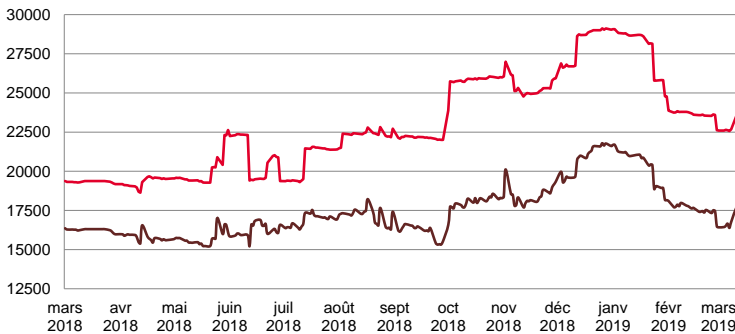
LUMPSUM (000's US\$)



	TODAY	WEDNESDAY	WEEKLY TREND	MTD AVERAGE
XWAF 15kT	200 000.0	195 000.0	▼	189500.0
XWAF 10kT	150 000.0	145 000.0	▼	142500.0

For detailed information, visit our website :  
Riverlake Online Timecharter Equivalent Calculation :  
<http://www.riverlake.ch/en/utilities/rticalc.php>

TIME CHARTER EQUIVALENT (\$/DAY)



	TODAY	WEDNESDAY	WEEKLY TREND	MTD AVERAGE
XWAF 15kT	18 306.0	17 690.0	▼	17054.6
XWAF 10kT	24 534.0	23 582.0	▼	23094.8

For other RTI's, fixture reports, analysis and forecasts go to [www.riverlake.ch](http://www.riverlake.ch).

Disclaimer:  
This report has been prepared by Riverlake Shipping S.A. The rates contained herein are indicative only. Rate indications are as of the date of publication and are subject to change without notice. Riverlake Shipping S.A. does not assume any liability or responsibility for the correctness or completeness of the information contained herein. The above report is Copyright of Riverlake Shipping S.A.  
No unauthorised reproduction or redistribution without permission from Riverlake Shipping S.A.