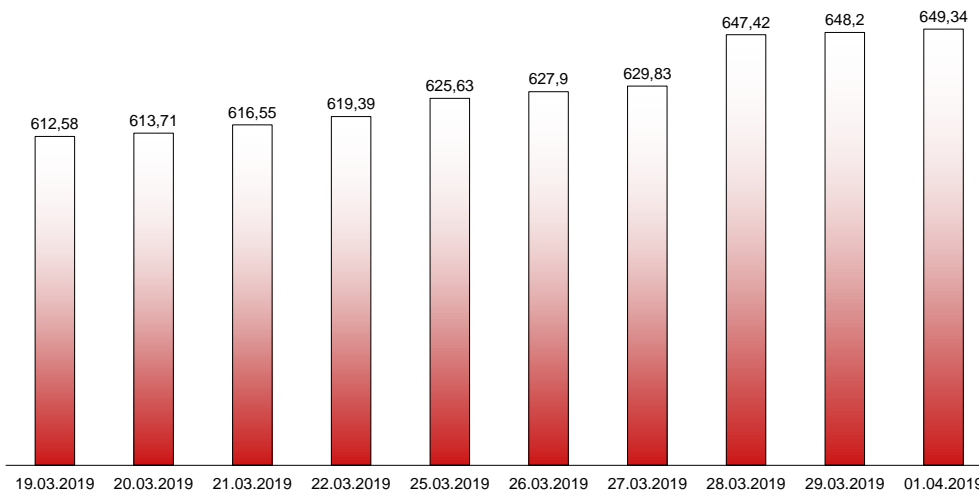


01.04.2019

RIVERLAKE european TANKER INDEX (ReTI)*



ReTI values

Max	24.07.08	1372,70
Today		649,34
Min	28.04.09	431,82

ReTI trends

daily	1,14
avg last decade	13,25
avg last 30 days	-55,30

ReTI since May 2007



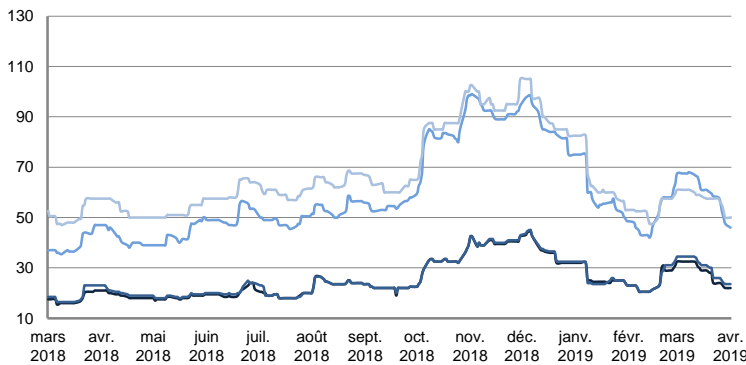
* The Riverlake european Tanker Index (ReTI) is a composite index. All main European tanker movements are represented being six crude oil tanker routes, six clean petroleum products tanker routes and five dirty petroleum tanker routes. The oil tanker stems represented are between 6'000 MT to 135'000 MT. It covers all regions in Europe including the North Sea, Baltic Sea, UKContinent, Mediterranean and Black Sea.

RIVERLAKE TANKER INDEX (RTI)

CRUDE OIL TANKERS

VLCC

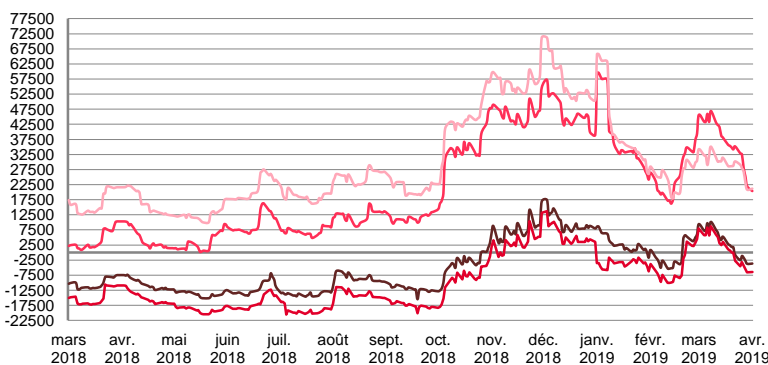
WORLDSCALE



	TODAY	FRIDAY	WEEKLY TREND	MTD AVERAGE
AG / USG 280kT	22,0	22,0	▲	22,0
AG / UKC 280kT	23,5	23,5	▲	23,5
AG / EAST 270kT	46,0	47,5	▲	46,0
WAF / USG 260kT	50,0	50,0	▲	50,0

For detailed information, visit our website :
Riverlake Online Timecharter Equivalent Calculation :
<http://www.riverlake.ch/en/utilities/rticalc.php>

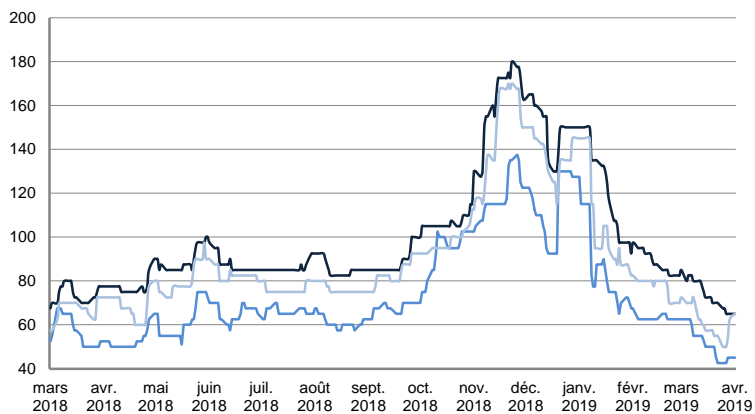
TIME CHARTER EQUIVALENT (\$/DAY)



	TODAY	FRIDAY	WEEKLY TREND	MTD AVERAGE
AG / USG 280kT	-3'662,0	-3'743,0	▲	-3662,0
AG / UKC 280kT	-6'494,0	-6'579,0	▲	-6494,0
AG / EAST 270kT	20'375,0	21'984,0	▲	20375,0
WAF / USG 260kT	21'169,0	20'828,0	▲	21169,0

SUEZMAX

WORLDSCALE



	TODAY	FRIDAY	WEEKLY TREND	MTD AVERAGE
—BSEA / MED 135KT	65,0	65,0	▼	65,0
—WAF / USG 130KT	45,0	45,0	▼	50,0
—XMED 135KT	65,0	62,5	▼	65,0

For detailed information, visit our website :
Riverlake Online Timecharter Equivalent Calculation :
<http://www.riverlake.ch/en/utilities/rticalc.php>

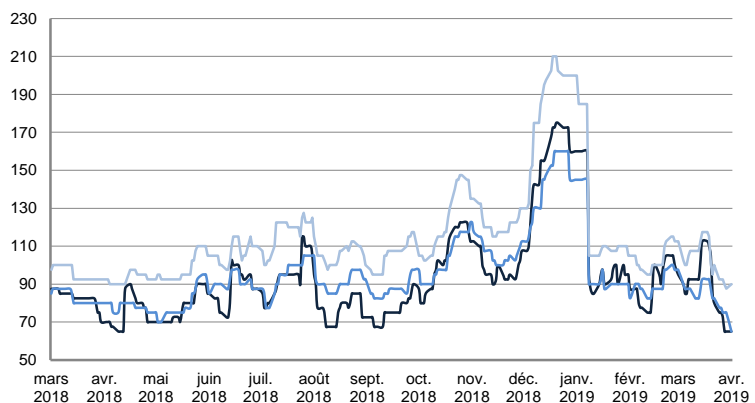
TIME CHARTER EQUIVALENT (\$/DAY)



	TODAY	FRIDAY	WEEKLY TREND	MTD AVERAGE
—BSEA / MED 135KT	3'081,0	2'923,0	▼	3081,0
—WAF / USG 130KT	898,0	616,0	▼	898,0
—XMED 135KT	12'958,0	10'633,0	▼	12958,0

AFRAMAX

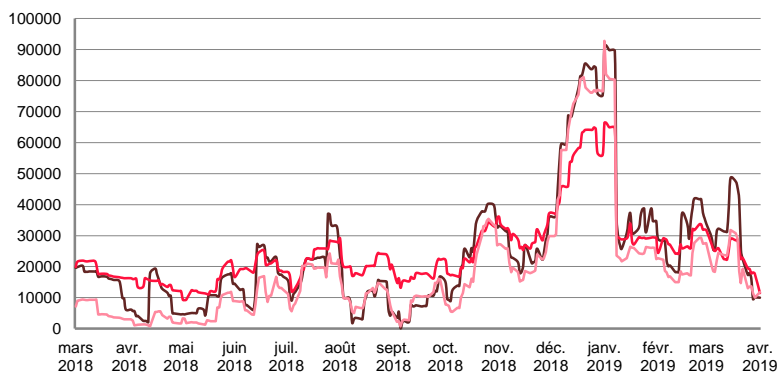
WORLDSCALE



	TODAY	FRIDAY	WEEKLY TREND	MTD AVERAGE
—BALTIC / UKC 100KT	65,0	65,0	▼	65,0
—BALTIC / STATES 100KT	65,0	75,0	▼	65,0
—NSEA / UKC 80KT	90,0	87,5	▲	90,0

For detailed information, visit our website :
Riverlake Online Timecharter Equivalent Calculation :
<http://www.riverlake.ch/en/utilities/rticalc.php>

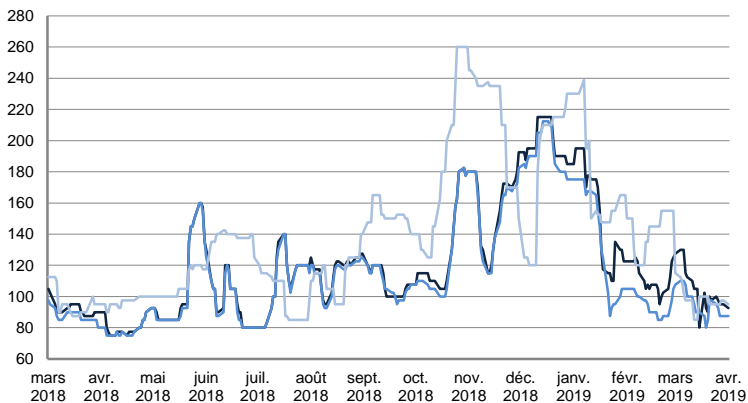
TIME CHARTER EQUIVALENT (\$/DAY)



	TODAY	FRIDAY	WEEKLY TREND	MTD AVERAGE
—BALTIC / UKC 100KT	9'990,0	10'043,0	▼	9990,0
—BALTIC / STATES 100KT	11'479,0	17'742,0	▼	11479,0
—NSEA / UKC 80KT	11'788,0	10'033,0	▲	11788,0

AFRAMAX

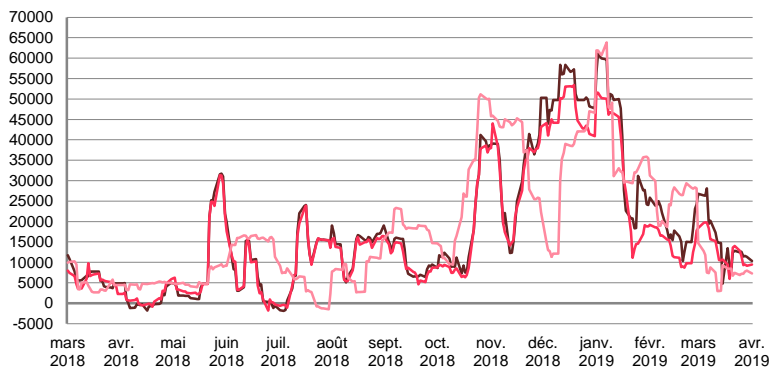
WORLDSCALE



	TODAY	FRIDAY	WEEKLY TREND	MTD AVERAGE
—BSEA / MED 80kT	92,5	95,0	▲	92,5
—XMED 80kT	87,5	87,5	▲	87,5
—CAR / USA 70kT	95,0	97,5	▼	95,0

For detailed information, visit our website :
Riverlake Online Timecharter Equivalent Calculation :
<http://www.riverlake.ch/en/utilities/rticalc.php>

TIME CHARTER EQUIVALENT (\$/DAY)

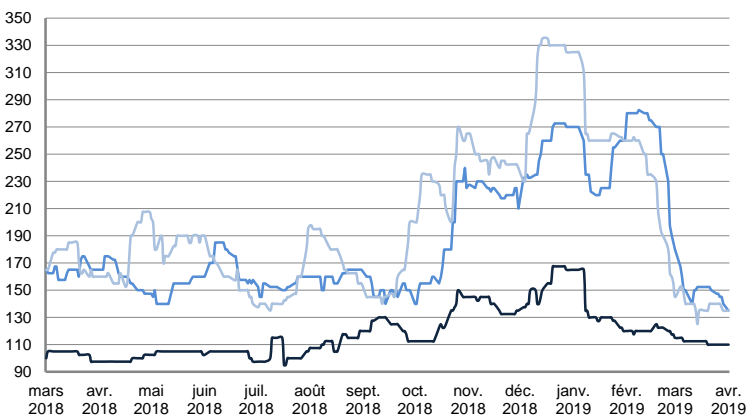


	TODAY	FRIDAY	WEEKLY TREND	MTD AVERAGE
—BSEA / MED 80kT	10'297,0	11'328,0	▲	10297,0
—XMED 80kT	9'439,0	9'188,0	▲	9439,0
—CAR / USA 70kT	7'271,0	8'002,0	▼	7271,0

PRODUCT TANKERS

DPP

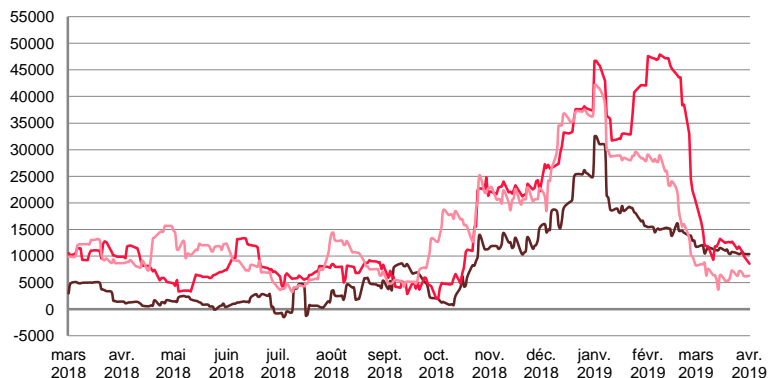
WORLDSCALE



	TODAY	FRIDAY	WEEKLY TREND	MTD AVERAGE
—BALTIC / STATES 55kT	110,0	110,0	▼	110,0
—BALTIC / UKC 30kT	135,0	140,0	▼	135,0
—BSEA / MED 30kT	135,0	135,0	▼	135,0

For detailed information, visit our website :
Riverlake Online Timecharter Equivalent Calculation :
<http://www.riverlake.ch/en/utilities/rticalc.php>

TIME CHARTER EQUIVALENT (\$/DAY)

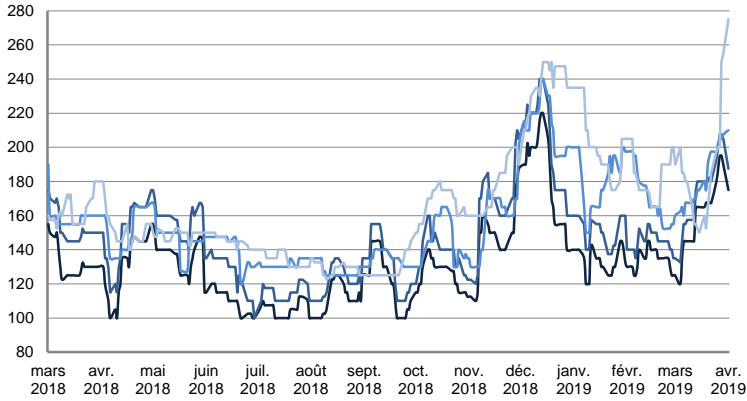


	TODAY	FRIDAY	WEEKLY TREND	MTD AVERAGE
—BALTIC / STATES 55kT	10'374,0	10'391,0	▼	10374,0
—BALTIC / UKC 30kT	8'562,0	9'910,0	▼	8562,0
—BSEA / MED 30kT	6'287,0	6'194,0	▼	6287,0

PRODUCT TANKERS

CPP

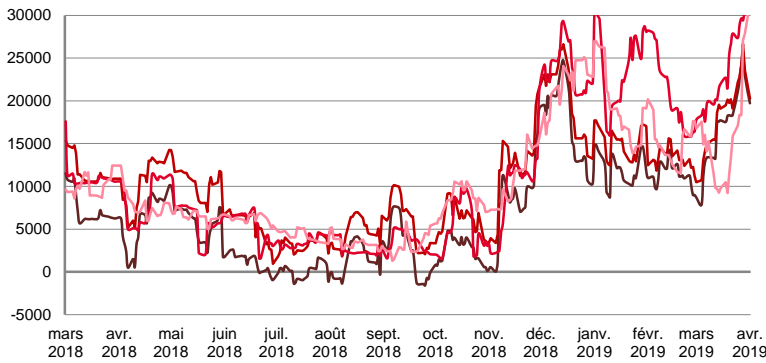
WORLDSCALE



	TODAY	FRIDAY	WEEKLY TREND	MTD AVERAGE
—UKC / STATES 37kT	175,0	190,0	▲	175,0
—UKC / WAF 33kT	187,5	205,0	▲	187,5
—BALTIC / UKC 30kT	210,0	207,5	▲	210,0
—BSEA / MED 30kT	275,0	255,0	▲	275,0

For detailed information, visit our website :
Riverlake Online Timecharter Equivalent Calculation :
<http://www.riverlake.ch/en/utilities/rticalc.php>

TIME CHARTER EQUIVALENT (\$/DAY)

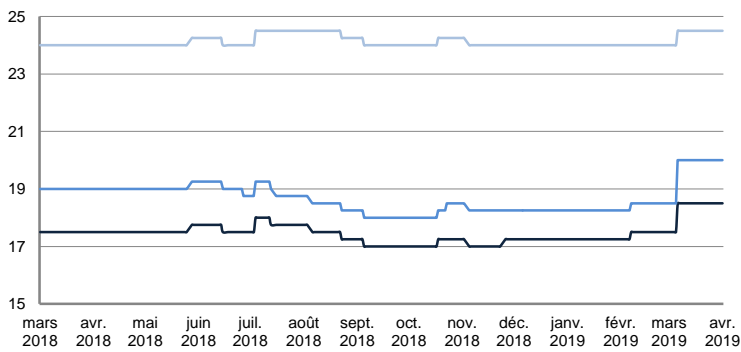


	TODAY	FRIDAY	WEEKLY TREND	MTD AVERAGE
—UKC / STATES 37kT	19'717,0	23'039,0	▲	19717,0
—UKC / WAF 33kT	20'269,0	23'601,0	▲	20269,0
—BALTIC / UKC 30kT	30'871,0	30'253,0	▲	30871,0
—BSEA / MED 30kT	31'413,0	27'843,0	▲	31413,0

SMALL TANKERS

DPP

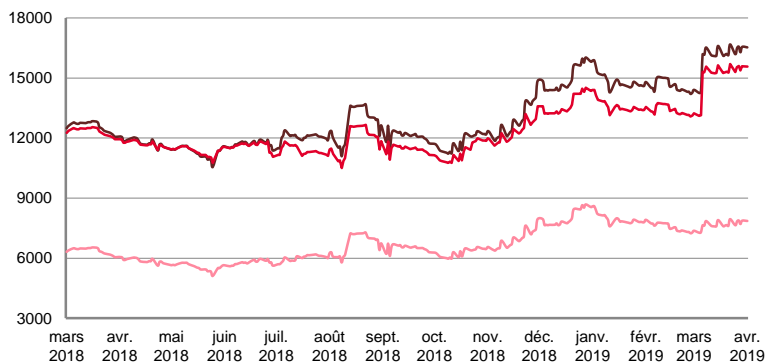
\$/T



	TODAY	FRIDAY	WEEKLY TREND	MTD AVERAGE
—BALTIC / UKC 15kT	18,5	18,5	▬	18,5
—BALTIC / UKC 12kT	20,0	20,0	▲	20,0
—BALTIC / UKC 6kT	24,5	24,5	▬	24,5

For detailed information, visit our website :
Riverlake Online Timecharter Equivalent Calculation :
<http://www.riverlake.ch/en/utilities/rticalc.php>

TIME CHARTER EQUIVALENT (\$/DAY)

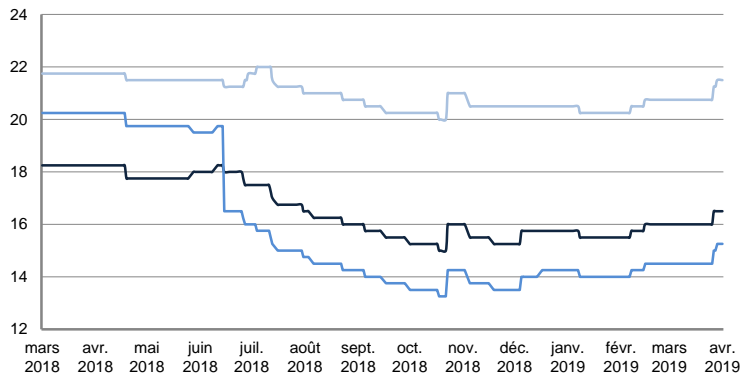


	TODAY	FRIDAY	WEEKLY TREND	MTD AVERAGE
—BALTIC / UKC 15kT	16'528,0	16'552,0	▲	16528,0
—BALTIC / UKC 10kT	15'572,0	15'591,0	▲	15572,0
—BALTIC / UKC 6kT	7'856,0	7'871,0	▲	7856,0

SMALL TANKERS

CPP

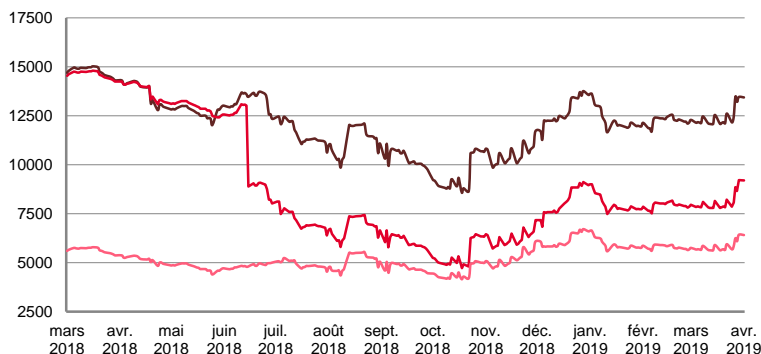
\$ / T



	TODAY	FRIDAY	WEEKLY TREND	MTD AVERAGE
BALTIC / UKC 15kT	16,5	16,5	—	16,5
BALTIC / UKC 12kT	15,3	15,3	—	15,3
BALTIC / UKC 6kT	21,5	21,5	—	21,5

For detailed information, visit our website :
Riverlake Online Timecharter Equivalent Calculation :
<http://www.riverlake.ch/en/utilities/rtcalc.php>

TIME CHARTER EQUIVALENT (\$/DAY)

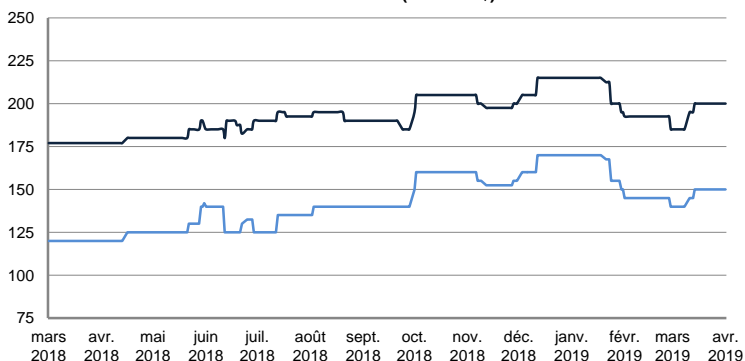


	TODAY	FRIDAY	WEEKLY TREND	MTD AVERAGE
BALTIC / UKC 15kT	13'433,0	13'455,0	▲	13433,0
BALTIC / UKC 12kT	9'192,0	9'209,0	▲	9192,0
BALTIC / UKC 6kT	6'405,0	6'418,0	▲	6405,0

SMALL TANKERS - AFRICA

CPP

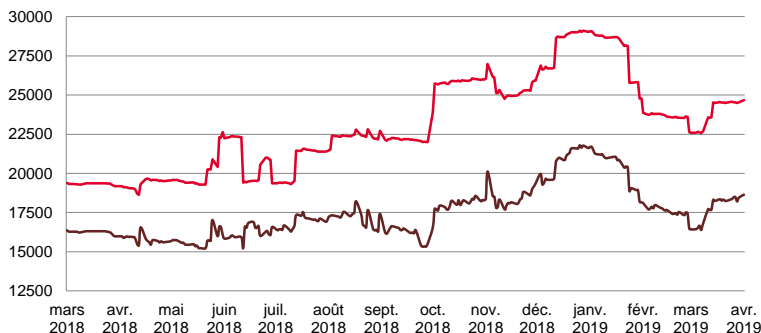
LUMPSUM (000's US\$)



	TODAY	FRIDAY	WEEKLY TREND	MTD AVERAGE
XWAF 15kT	200'000,0	200'000,0	▲	200000,0
XWAF 10kT	150'000,0	150'000,0	▲	150000,0

For detailed information, visit our website :
Riverlake Online Timecharter Equivalent Calculation :
<http://www.riverlake.ch/en/utilities/rtcalc.php>

TIME CHARTER EQUIVALENT (\$/DAY)



	TODAY	FRIDAY	WEEKLY TREND	MTD AVERAGE
XWAF 15kT	18'636,0	18'449,0	▲	18636,0
XWAF 10kT	24'685,0	24'526,0	▲	24685,0

For other RTI's, fixture reports, analysis and forecasts go to www.riverlake.ch.

Disclaimer:
This report has been prepared by Riverlake Shipping S.A. The rates contained herein are indicative only. Rate indications are as of the date of publication and are subject to change without notice. Riverlake Shipping S.A. does not assume any liability or responsibility for the correctness or completeness of the information contained herein. The above report is Copyright of Riverlake Shipping S.A. No unauthorised reproduction or redistribution without permission from Riverlake Shipping S.A.