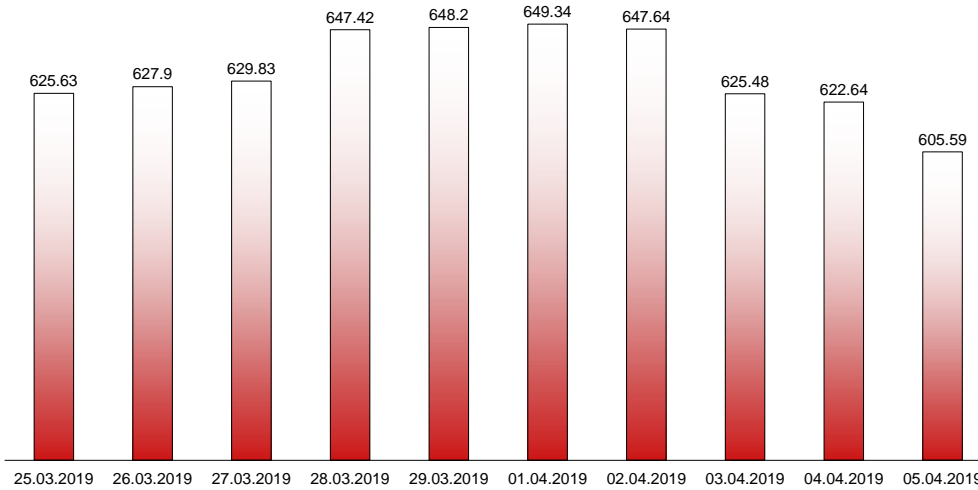


05.04.2019

RIVERLAKE european TANKER INDEX (ReTI)*



ReTI values

Max	24.07.08	1372.70
Today		605.59
Min	28.04.09	431.82

ReTI trends

daily	-17.05
avg last decade	19.42
avg last 30 days	-50.73

ReTI since May 2007



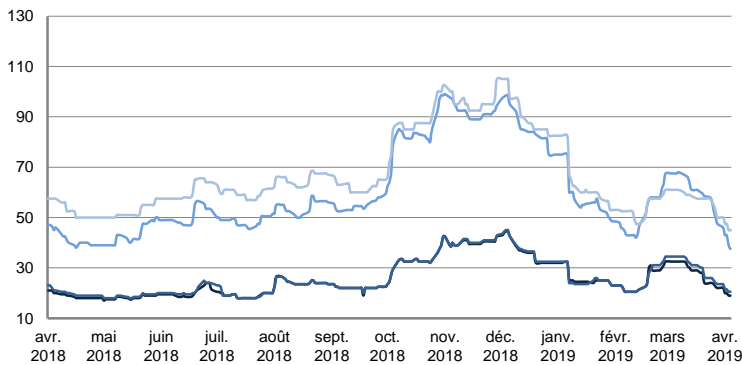
* The Riverlake european Tanker Index (ReTI) is a composite index. All main European tanker movements are represented being six crude oil tanker routes, six clean petroleum products tanker routes and five dirty petroleum tanker routes. The oil tanker stems represented are between 6'000 MT to 135'000 MT. It covers all regions in Europe including the North Sea, Baltic Sea, UKContinent, Mediterranean and Black Sea.

RIVERLAKE TANKER INDEX (RTI)

CRUDE OIL TANKERS

VLCC

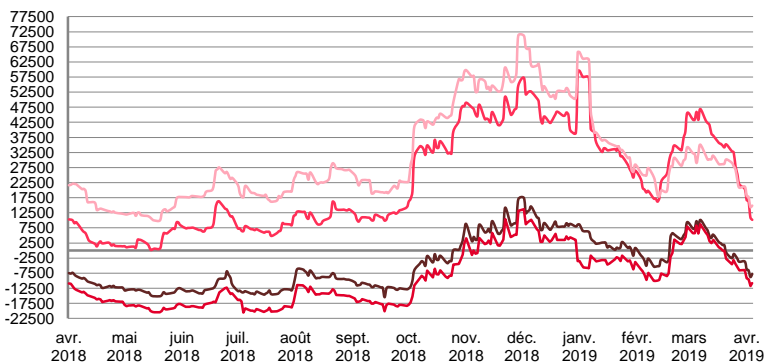
WORLDSCALE



	TODAY	THURSDAY	WEEKLY TREND	MTD AVERAGE
AG / USG 280kT	19.0	19.0	▼	20.0
AG / UKC 280kT	20.5	20.5	▼	21.5
AG / EAST 270kT	37.5	39.0	▼	41.7
WAF / USG 260kT	45.0	45.0	▼	47.0

For detailed information, visit our website :
Riverlake Online Timecharter Equivalent Calculation :
<http://www.riverlake.ch/en/utilities/rticalc.php>

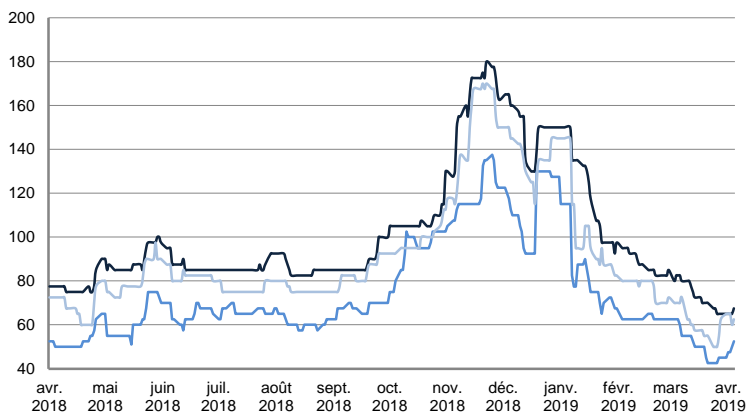
TIME CHARTER EQUIVALENT (\$/DAY)



	TODAY	THURSDAY	WEEKLY TREND	MTD AVERAGE
AG / USG 280kT	-7'767.0	-8'775.0	▼	-6607.8
AG / UKC 280kT	-10'787.0	-11'770.0	▼	-9562.4
AG / EAST 270kT	10'166.0	10'976.0	▼	14928.4
WAF / USG 260kT	14'884.0	14'421.0	▼	17270.4

SUEZMAX

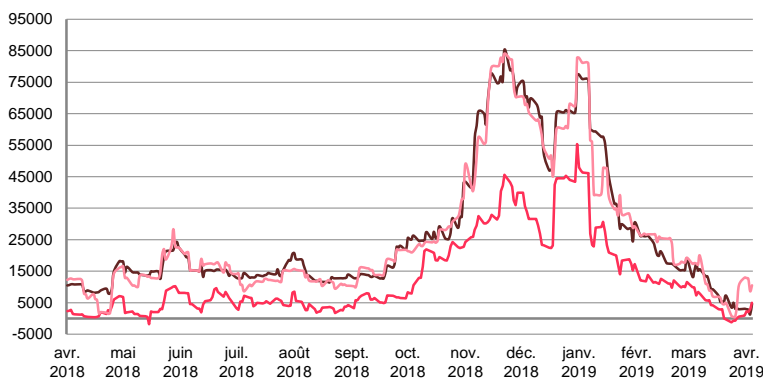
WORLDSCALE



	TODAY	THURSDAY	WEEKLY TREND	MTD AVERAGE
—BSEA / MED 135KT	67.5	65.0	▼	65.5
—WAF / USG 130KT	52.5	50.0	▬	47.0
—XMED 135KT	62.5	60.0	▲	63.5

For detailed information, visit our website :
Riverlake Online Timecharter Equivalent Calculation :
<http://www.riverlake.ch/en/utilities/rticalc.php>

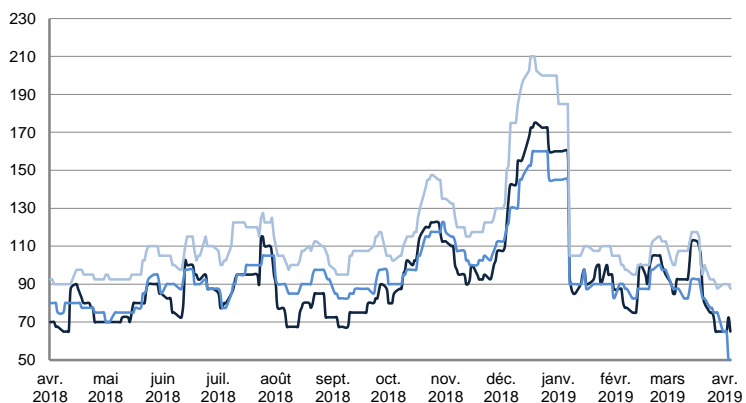
TIME CHARTER EQUIVALENT (\$/DAY)



	TODAY	THURSDAY	WEEKLY TREND	MTD AVERAGE
—BSEA / MED 135KT	4'692.0	1'265.0	▼	2945.0
—WAF / USG 130KT	4'953.0	3'087.0	▲	2630.8
—XMED 135KT	10'519.0	8'629.0	▲	11505.4

AFRAMAX

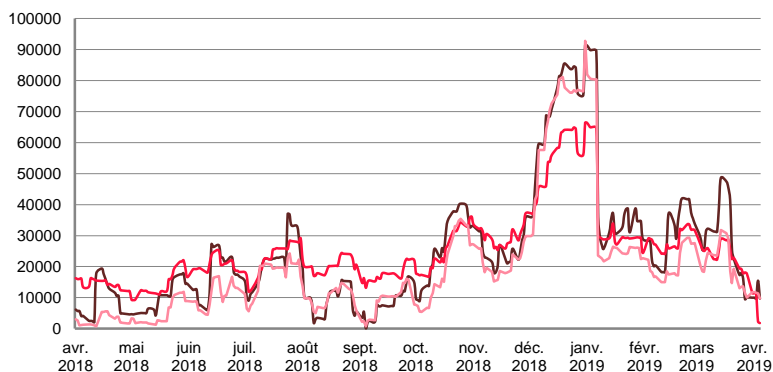
WORLDSCALE



	TODAY	THURSDAY	WEEKLY TREND	MTD AVERAGE
—BALTIC / UKC 100KT	65.0	72.5	▼	66.5
—BALTIC / STATES 100KT	50.0	50.0	▼	59.0
—NSEA / UKC 80KT	87.5	90.0	▼	89.5

For detailed information, visit our website :
Riverlake Online Timecharter Equivalent Calculation :
<http://www.riverlake.ch/en/utilities/rticalc.php>

TIME CHARTER EQUIVALENT (\$/DAY)

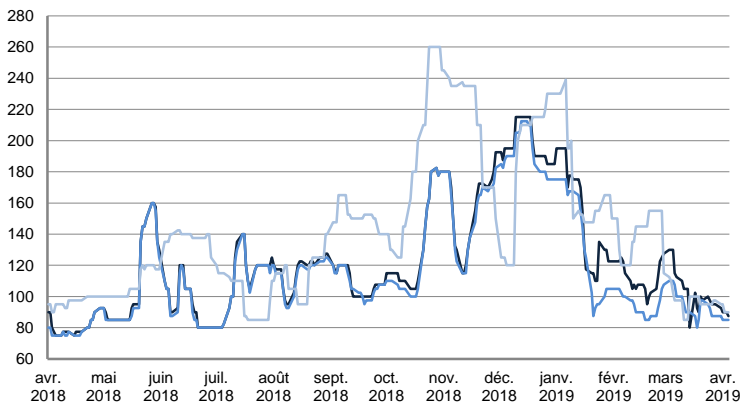


	TODAY	THURSDAY	WEEKLY TREND	MTD AVERAGE
—BALTIC / UKC 100KT	9'700.0	15'484.0	▼	10995.4
—BALTIC / STATES 100KT	1'808.0	2'349.0	▼	7662.0
—NSEA / UKC 80KT	9'722.0	11'366.0	▼	11255.4

CRUDE OIL TANKERS

AFRAMAX

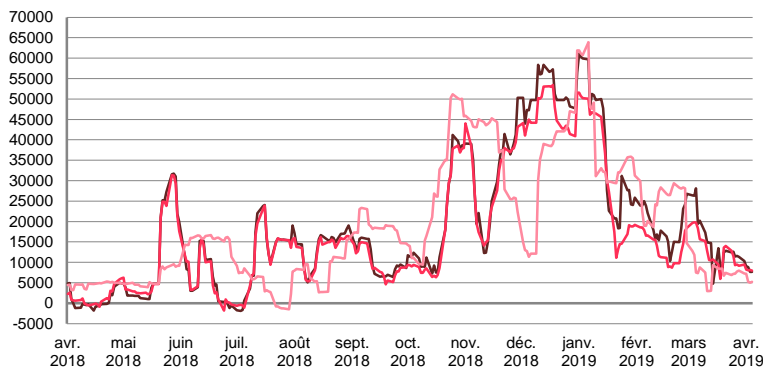
WORLDSCALE



	TODAY	THURSDAY	WEEKLY TREND	MTD AVERAGE
— BSEA / MED 80kT	87.5	90.0	▼	90.0
— XMED 80kT	85.0	85.0	▼	85.5
— CAR / USA 70kT	90.0	90.0	▼	92.0

For detailed information, visit our website :
Riverlake Online Timecharter Equivalent Calculation :
<http://www.riverlake.ch/en/utilities/rticalc.php>

TIME CHARTER EQUIVALENT (\$/DAY)

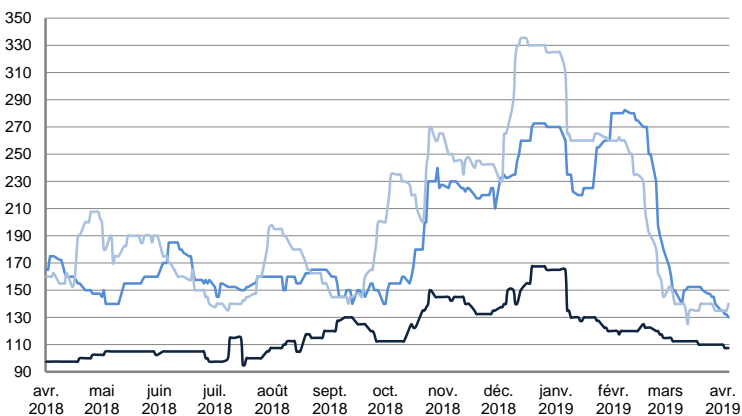


	TODAY	THURSDAY	WEEKLY TREND	MTD AVERAGE
— BSEA / MED 80kT	7'690.0	7'636.0	▼	8701.0
— XMED 80kT	8'018.0	8'152.0	▼	8370.2
— CAR / USA 70kT	5'210.0	4'977.0	▼	5970.0

PRODUCT TANKERS

DPP

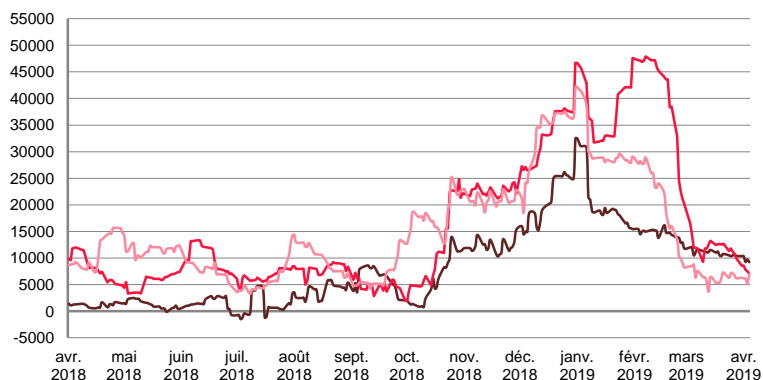
WORLDSCALE



	TODAY	THURSDAY	WEEKLY TREND	MTD AVERAGE
— BALTIC / STATES 55kT	107.5	107.5	▼	108.5
— BALTIC / UKC 30kT	130.0	132.5	▲	133.0
— BSEA / MED 30kT	140.0	135.0	▼	136.0

For detailed information, visit our website :
Riverlake Online Timecharter Equivalent Calculation :
<http://www.riverlake.ch/en/utilities/rticalc.php>

TIME CHARTER EQUIVALENT (\$/DAY)

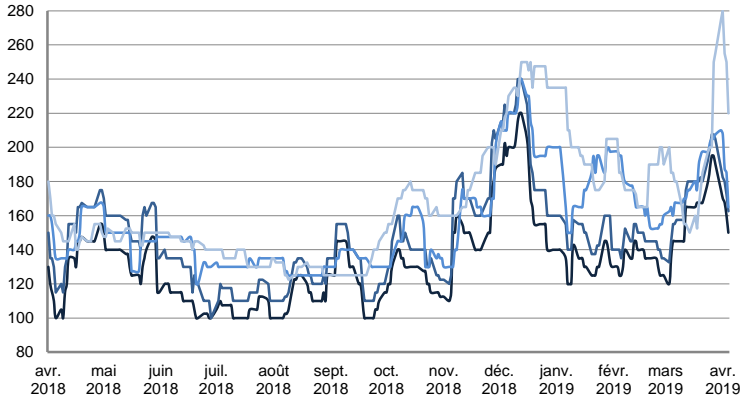


	TODAY	THURSDAY	WEEKLY TREND	MTD AVERAGE
— BALTIC / STATES 55kT	9'218.0	9'738.0	▼	9788.0
— BALTIC / UKC 30kT	7'071.0	7'470.0	▼	7894.4
— BSEA / MED 30kT	6'981.0	5'270.0	▲	6171.0

PRODUCT TANKERS

CPP

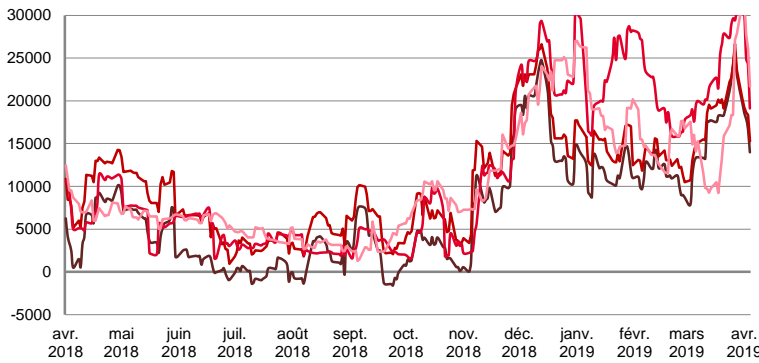
WORLDSCALE



	TODAY	THURSDAY	WEEKLY TREND	MTD AVERAGE
UKC / STATES 37kT	150.0	160.0	▲	164.5
UKC / WAF 33kT	162.5	172.5	▲	177.0
BALTIC / UKC 30kT	165.0	185.0	▲	191.0
BSEA / MED 30kT	220.0	250.0	▲	256.0

For detailed information, visit our website :
Riverlake Online Timecharter Equivalent Calculation :
<http://www.riverlake.ch/en/utilities/rticalc.php>

TIME CHARTER EQUIVALENT (\$/DAY)

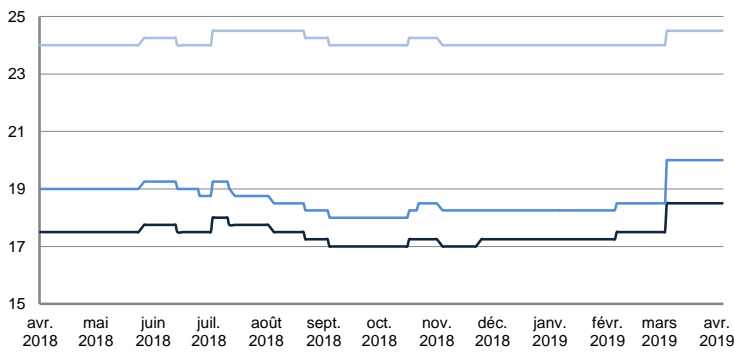


	TODAY	THURSDAY	WEEKLY TREND	MTD AVERAGE
UKC / STATES 37kT	13'982.0	16'716.0	▲	17374.4
UKC / WAF 33kT	15'272.0	18'349.0	▲	18348.4
BALTIC / UKC 30kT	19'116.0	24'209.0	▲	25877.2
BSEA / MED 30kT	21'670.0	26'107.0	▲	27832.8

SMALL TANKERS

DPP

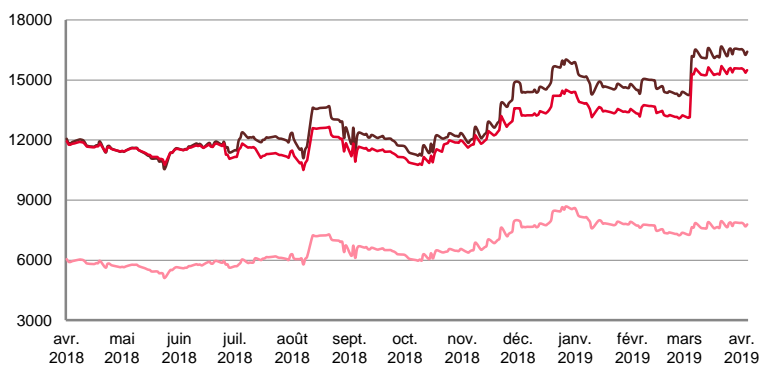
\$ / T



	TODAY	THURSDAY	WEEKLY TREND	MTD AVERAGE
BALTIC / UKC 15kT	18.5	18.5	▬	18.5
BALTIC / UKC 12kT	20.0	20.0	▬	20.0
BALTIC / UKC 6kT	24.5	24.5	▬	24.5

For detailed information, visit our website :
Riverlake Online Timecharter Equivalent Calculation :
<http://www.riverlake.ch/en/utilities/rticalc.php>

TIME CHARTER EQUIVALENT (\$/DAY)

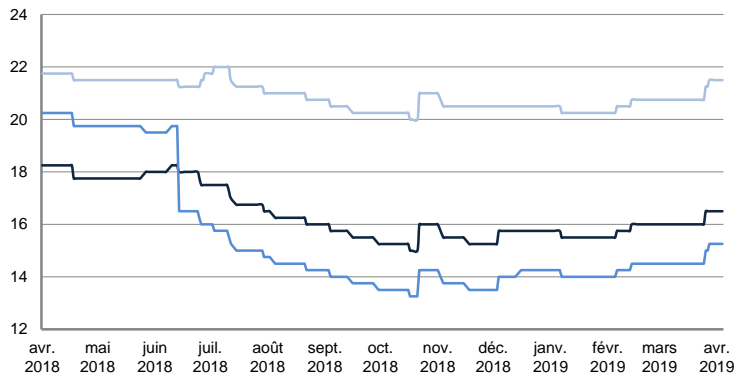


	TODAY	THURSDAY	WEEKLY TREND	MTD AVERAGE
BALTIC / UKC 15kT	16'413.0	16'252.0	▲	16437.2
BALTIC / UKC 10kT	15'482.0	15'355.0	▲	15500.8
BALTIC / UKC 6kT	7'784.0	7'683.0	▲	7799.2

SMALL TANKERS

CPP

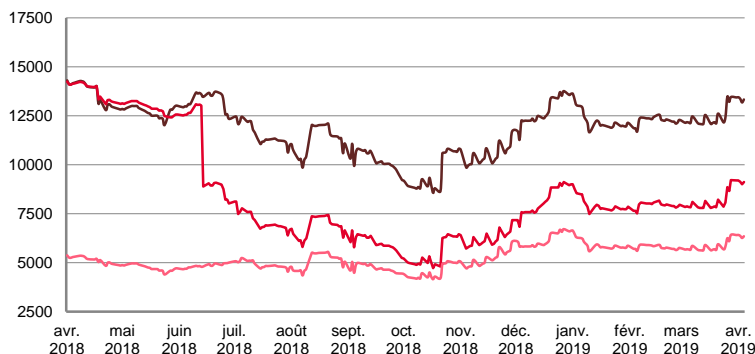
\$ / T



	TODAY	THURSDAY	WEEKLY TREND	MTD AVERAGE
BALTIC / UKC 15KT	16.5	16.5	↔	16.5
BALTIC / UKC 12KT	15.3	15.3	↔	15.3
BALTIC / UKC 6KT	21.5	21.5	↔	21.5

For detailed information, visit our website :
Riverlake Online Timecharter Equivalent Calculation :
<http://www.riverlake.ch/en/utilities/rtcalc.php>

TIME CHARTER EQUIVALENT (\$/DAY)

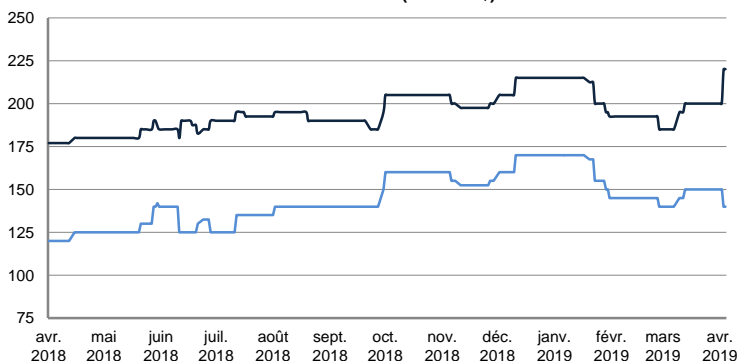


	TODAY	THURSDAY	WEEKLY TREND	MTD AVERAGE
BALTIC / UKC 15KT	13'327.0	13'176.0	▲	13348.8
BALTIC / UKC 12KT	9'109.0	8'991.0	▲	9125.8
BALTIC / UKC 6KT	6'343.0	6'255.0	▲	6355.6

SMALL TANKERS - AFRICA

CPP

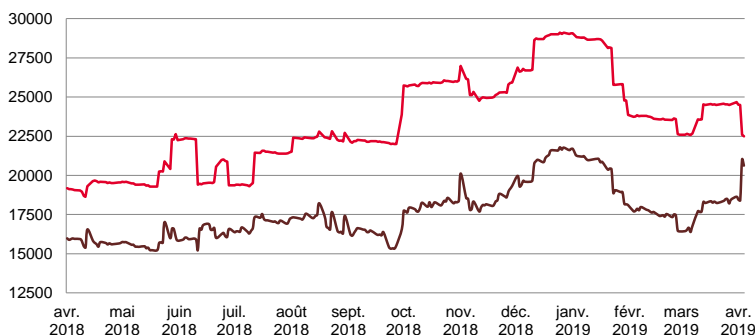
LUMPSUM (000's US\$)



	TODAY	THURSDAY	WEEKLY TREND	MTD AVERAGE
XWAF 15KT	220'000.0	220'000.0	▲	208000.0
XWAF 10KT	140'000.0	140'000.0	▼	146000.0

For detailed information, visit our website :
Riverlake Online Timecharter Equivalent Calculation :
<http://www.riverlake.ch/en/utilities/rtcalc.php>

TIME CHARTER EQUIVALENT (\$/DAY)



	TODAY	THURSDAY	WEEKLY TREND	MTD AVERAGE
XWAF 15KT	20'623.0	21'006.0	▲	19424.0
XWAF 10KT	22'489.0	22'590.0	▼	23756.2

For other RTI's, fixture reports, analysis and forecasts go to www.riverlake.ch.

Disclaimer:
This report has been prepared by Riverlake Shipping S.A. The rates contained herein are indicative only. Rate indications are as of the date of publication and are subject to change without notice. Riverlake Shipping S.A. does not assume any liability or responsibility for the correctness or completeness of the information contained herein. The above report is Copyright of Riverlake Shipping S.A. No unauthorised reproduction or redistribution without permission from Riverlake Shipping S.A.