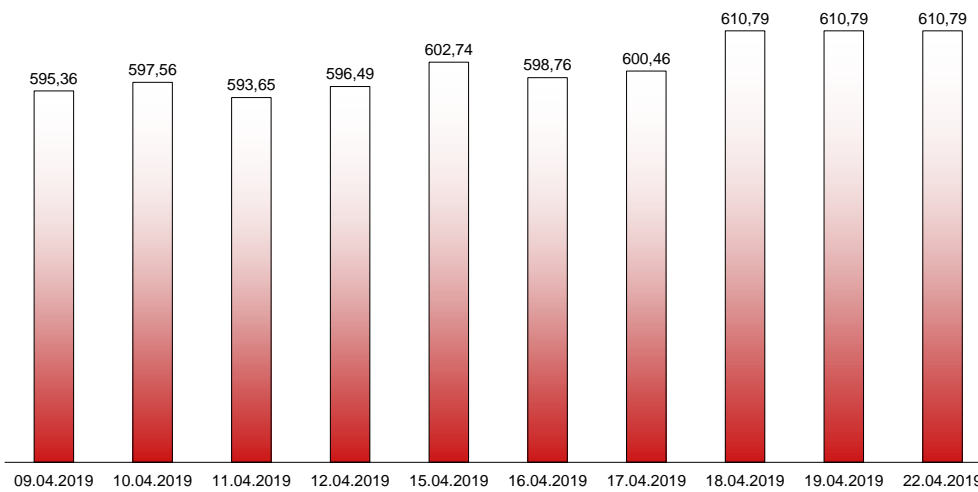


22.04.2019

RIVERLAKE european TANKER INDEX (ReTI)*



ReTI values

Max	24.07.08	1372,70
Today		610,79
Min	28.04.09	431,82

ReTI trends

daily	0,00
avg last decade	-28,83
avg last 30 days	-38,13

ReTI since May 2007



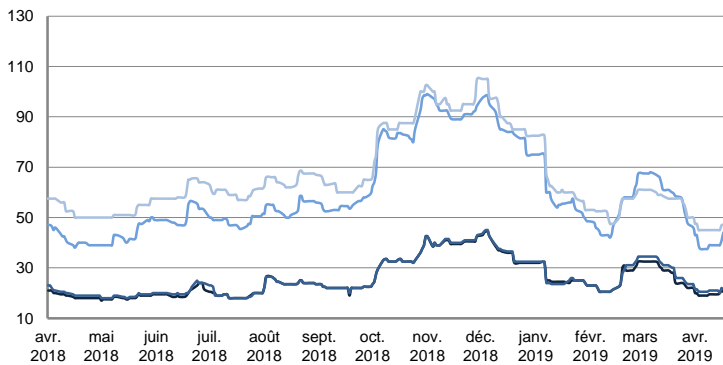
* The Riverlake european Tanker Index (ReTI) is a composite index. All main European tanker movements are represented being six crude oil tanker routes, six clean petroleum products tanker routes and five dirty petroleum tanker routes. The oil tanker stems represented are between 6'000 MT to 135'000 MT. It covers all regions in Europe including the North Sea, Baltic Sea, UKContinent, Mediterranean and Black Sea.

RIVERLAKE TANKER INDEX (RTI)

CRUDE OIL TANKERS

VLCC

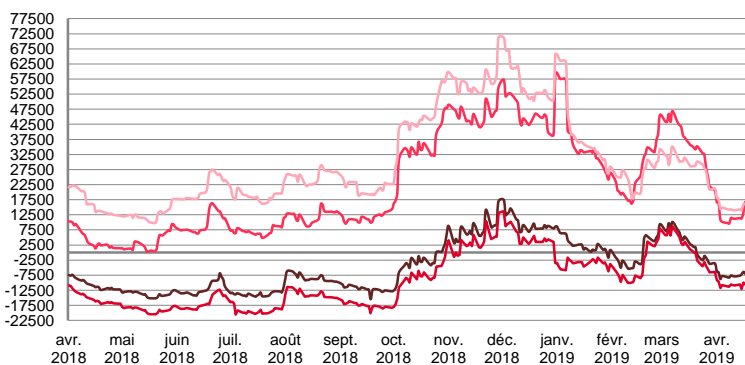
WORLDSCALE



	TODAY	FRIDAY	WEEKLY TREND	MTD AVERAGE
AG / USG 280kT	20,5	20,5	▼	19,9
AG / UKC 280kT	21,5	21,5	▼	21,2
AG / EAST 270kT	44,0	44,0	▼	40,7
WAF / USG 260kT	47,0	47,0	▼	46,1

For detailed information, visit our website :
Riverlake Online Timecharter Equivalent Calculation :
<http://www.riverlake.ch/en/utilities/rticalc.php>

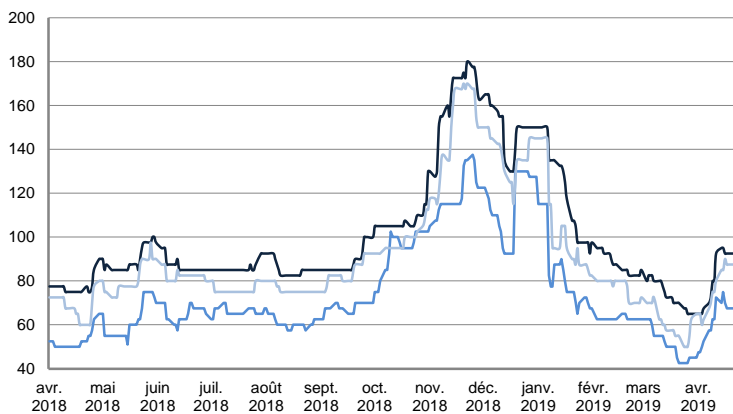
TIME CHARTER EQUIVALENT (\$/DAY)



	TODAY	FRIDAY	WEEKLY TREND	MTD AVERAGE
AG / USG 280kT	-7'654,0	-7'654,0	▼	-7274,8
AG / UKC 280kT	-11'202,0	-11'202,0	▼	-10507,1
AG / EAST 270kT	15'915,0	15'915,0	▼	13265,7
WAF / USG 260kT	15'306,0	15'306,0	▼	15523,0

SUEZMAX

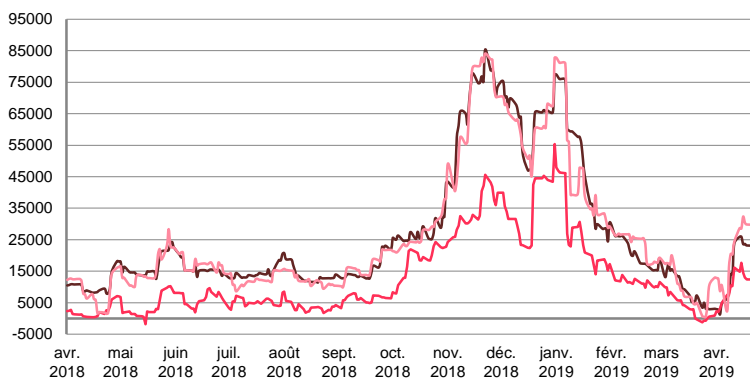
WORLDSCALE



	TODAY	FRIDAY	WEEKLY TREND	MTD AVERAGE
—BSEA / MED 135KT	92,5	92,5	▲	80,2
—WAF / USG 130KT	67,5	67,5	▲	46,1
—XMED 135KT	87,5	87,5	▲	75,5

For detailed information, visit our website :
Riverlake Online Timecharter Equivalent Calculation :
<http://www.riverlake.ch/en/utilities/rticalc.php>

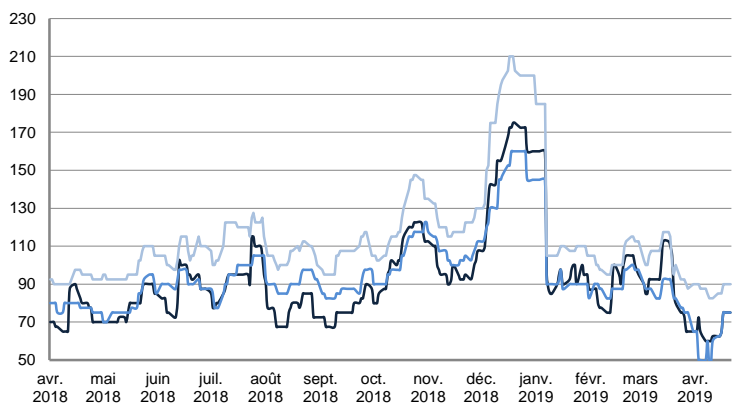
TIME CHARTER EQUIVALENT (\$/DAY)



	TODAY	FRIDAY	WEEKLY TREND	MTD AVERAGE
—BSEA / MED 135KT	23'171,0	23'171,0	▲	14171,9
—WAF / USG 130KT	12'398,0	12'398,0	▲	9357,6
—XMED 135KT	29'828,0	29'828,0	▲	20046,1

AFRAMAX

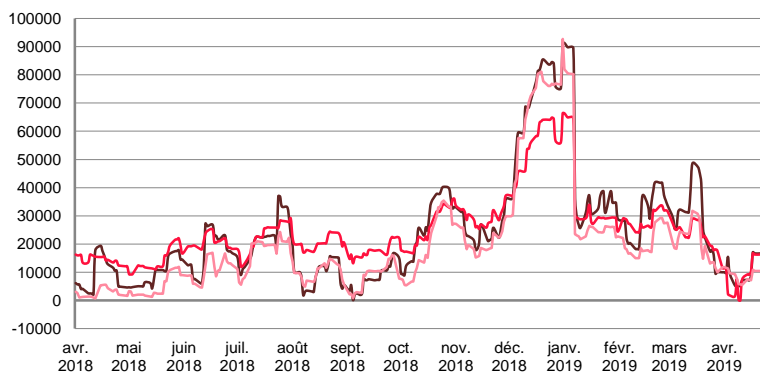
WORLDSCALE



	TODAY	FRIDAY	WEEKLY TREND	MTD AVERAGE
—BALTIC / UKC 100KT	75,0	75,0	▼	65,6
—BALTIC / STATES 100KT	75,0	75,0	▼	61,0
—NSEA / UKC 80KT	90,0	90,0	▼	87,0

For detailed information, visit our website :
Riverlake Online Timecharter Equivalent Calculation :
<http://www.riverlake.ch/en/utilities/rticalc.php>

TIME CHARTER EQUIVALENT (\$/DAY)

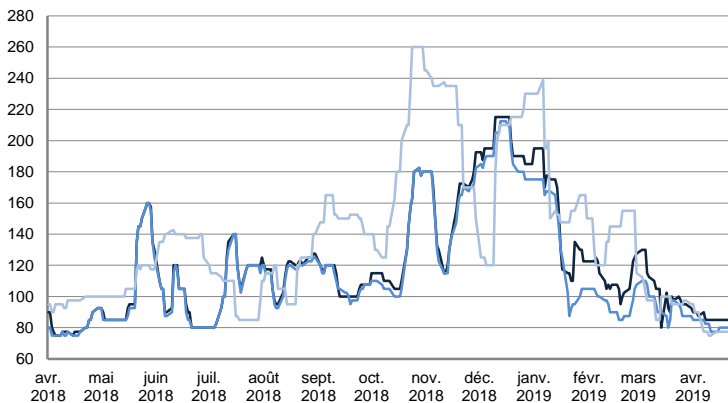


	TODAY	FRIDAY	WEEKLY TREND	MTD AVERAGE
—BALTIC / UKC 100KT	16'677,0	16'677,0	▼	9796,3
—BALTIC / STATES 100KT	16'289,0	16'289,0	▼	8331,4
—NSEA / UKC 80KT	10'509,0	10'509,0	▼	9017,6

CRUDE OIL TANKERS

AFRAMAX

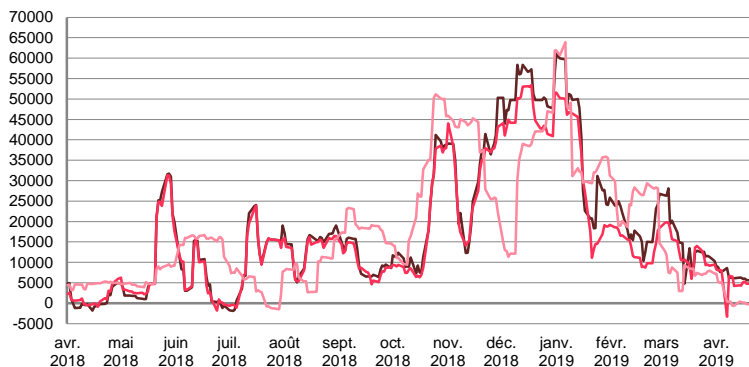
WORLDSCALE



	TODAY	FRIDAY	WEEKLY TREND	MTD AVERAGE
— BSEA / MED 80KT	85,0	85,0	▼	86,9
— XMED 80KT	80,0	80,0	▼	82,0
— CAR / USA 70KT	77,5	77,5	▼	81,7

For detailed information, visit our website :
Riverlake Online Timecharter Equivalent Calculation :
<http://www.riverlake.ch/en/utilities/rticalc.php>

TIME CHARTER EQUIVALENT (\$/DAY)

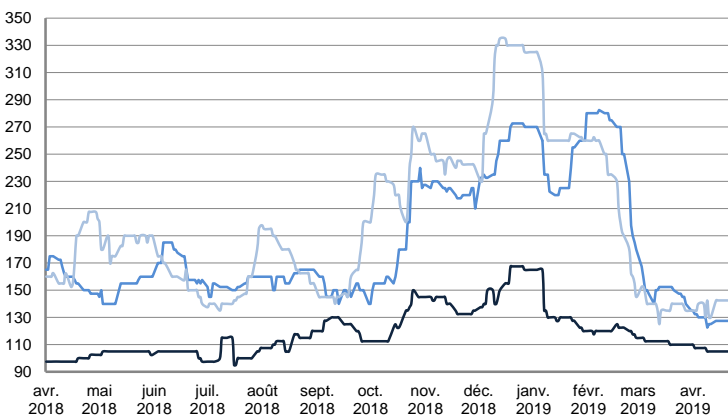


	TODAY	FRIDAY	WEEKLY TREND	MTD AVERAGE
— BSEA / MED 80KT	5'617,0	5'617,0	▼	7039,8
— XMED 80KT	4'763,0	4'763,0	▼	5699,1
— CAR / USA 70KT	-244,0	-244,0	▼	1890,8

PRODUCT TANKERS

DPP

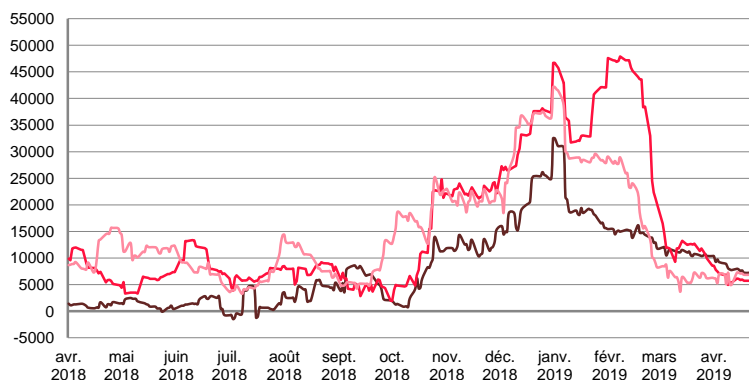
WORLDSCALE



	TODAY	FRIDAY	WEEKLY TREND	MTD AVERAGE
— BALTIC / STATES 55KT	105,0	105,0	▼	106,4
— BALTIC / UKC 30KT	127,5	127,5	▼	128,9
— BSEA / MED 30KT	142,5	142,5	▬	138,0

For detailed information, visit our website :
Riverlake Online Timecharter Equivalent Calculation :
<http://www.riverlake.ch/en/utilities/rticalc.php>

TIME CHARTER EQUIVALENT (\$/DAY)

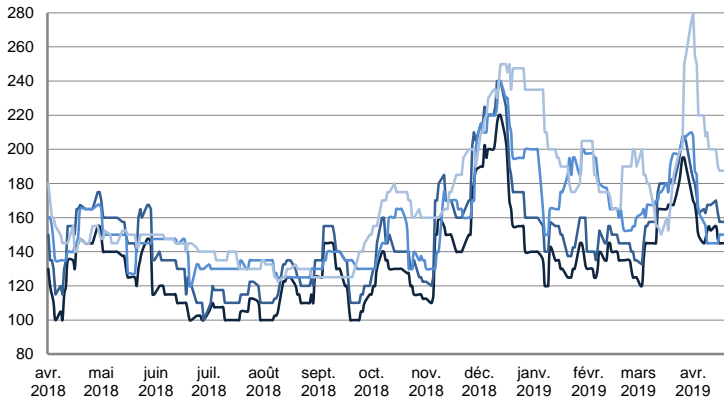


	TODAY	FRIDAY	WEEKLY TREND	MTD AVERAGE
— BALTIC / STATES 55KT	7'230,0	7'230,0	▼	8494,8
— BALTIC / UKC 30KT	5'729,0	5'729,0	▼	6521,4
— BSEA / MED 30KT	6'854,0	6'854,0	▲	6399,7

PRODUCT TANKERS

CPP

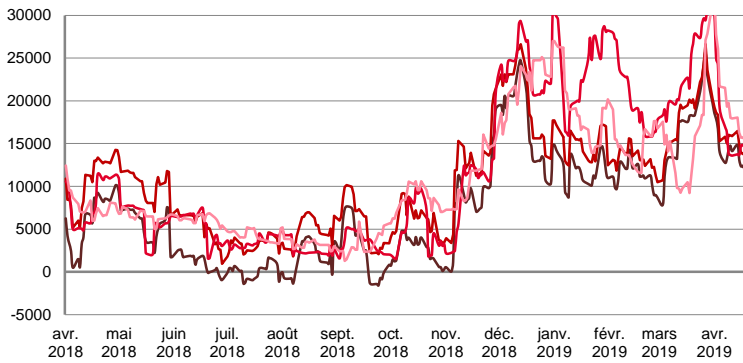
WORLDSCALE



	TODAY	FRIDAY	WEEKLY TREND	MTD AVERAGE
UKC / STATES 37kT	145,0	145,0	▼	153,6
UKC / WAF 33kT	157,5	157,5	▼	167,3
BALTIC / UKC 30kT	150,0	150,0	▼	162,0
BSEA / MED 30kT	187,5	187,5	▲	216,1

For detailed information, visit our website :
Riverlake Online Timecharter Equivalent Calculation :
<http://www.riverlake.ch/en/utilities/rticalc.php>

TIME CHARTER EQUIVALENT (\$/DAY)

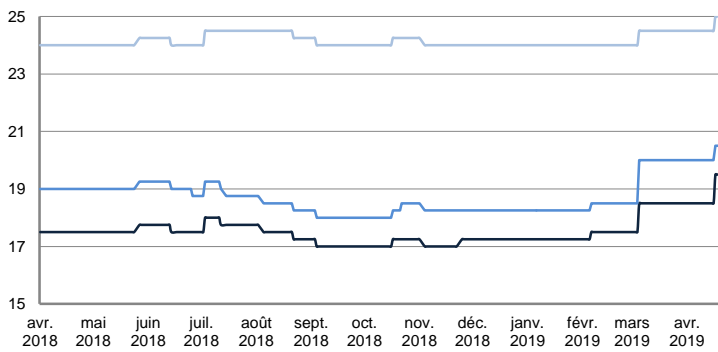


	TODAY	FRIDAY	WEEKLY TREND	MTD AVERAGE
UKC / STATES 37kT	12'108,0	12'108,0	▼	14552,1
UKC / WAF 33kT	13'566,0	13'566,0	▼	16045,1
BALTIC / UKC 30kT	14'623,0	14'623,0	▼	18126,3
BSEA / MED 30kT	15'481,0	15'481,0	▲	20775,6

SMALL TANKERS

DPP

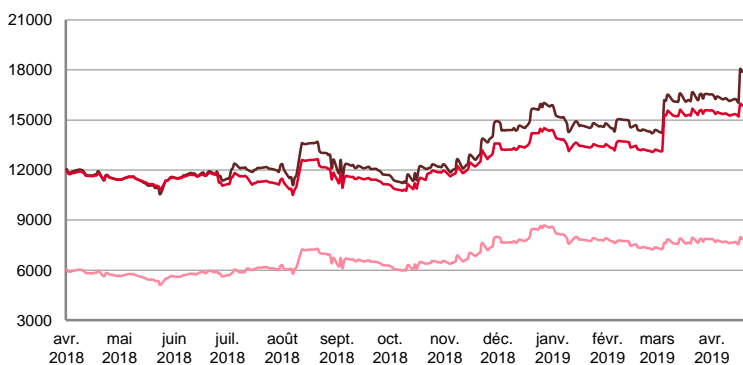
\$/T



	TODAY	FRIDAY	WEEKLY TREND	MTD AVERAGE
BALTIC / UKC 15kT	19,5	19,5	▬	18,7
BALTIC / UKC 12kT	20,5	20,5	▬	20,1
BALTIC / UKC 6kT	25,0	25,0	▬	24,6

For detailed information, visit our website :
Riverlake Online Timecharter Equivalent Calculation :
<http://www.riverlake.ch/en/utilities/rticalc.php>

TIME CHARTER EQUIVALENT (\$/DAY)

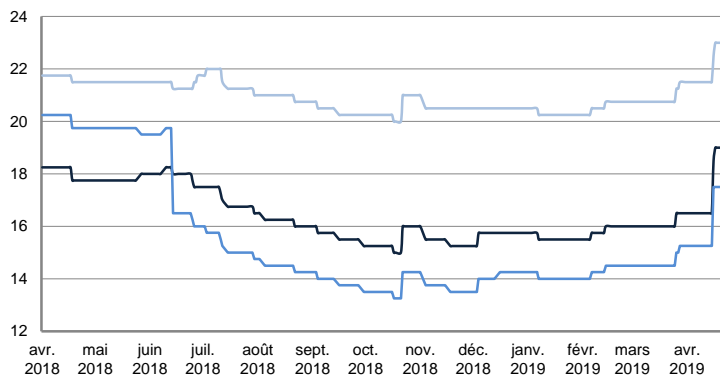


	TODAY	FRIDAY	WEEKLY TREND	MTD AVERAGE
BALTIC / UKC 15kT	17'902,0	17'902,0	▲	16607,9
BALTIC / UKC 10kT	15'870,0	15'870,0	▲	15488,3
BALTIC / UKC 6kT	7'876,0	7'876,0	▲	7748,4

SMALL TANKERS

CPP

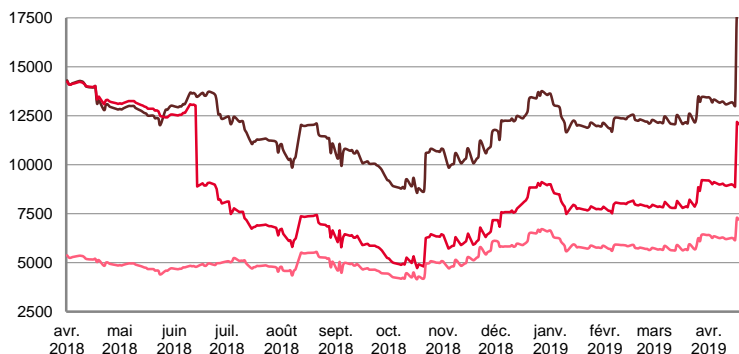
\$ / T



	TODAY	FRIDAY	WEEKLY TREND	MTD AVERAGE
BALTIC / UKC 15kT	19,0	19,0	▬	17,1
BALTIC / UKC 12kT	17,5	17,5	▲	15,8
BALTIC / UKC 6kT	23,0	23,0	▬	21,8

For detailed information, visit our website :
Riverlake Online Timecharter Equivalent Calculation :
<http://www.riverlake.ch/en/utilities/rtcalc.php>

TIME CHARTER EQUIVALENT (\$/DAY)

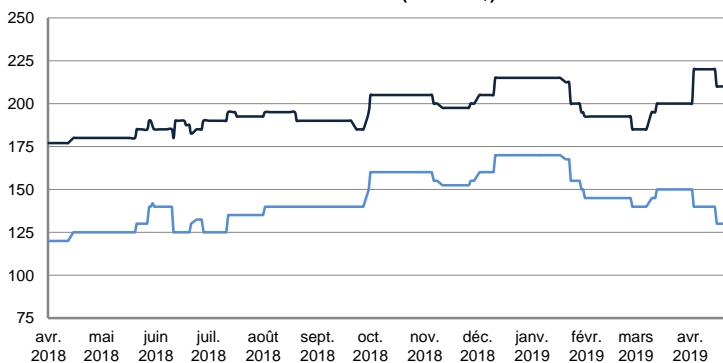


	TODAY	FRIDAY	WEEKLY TREND	MTD AVERAGE
BALTIC / UKC 15kT	17'730,0	17'730,0	▲	14073,8
BALTIC / UKC 12kT	12'074,0	12'074,0	▲	9603,4
BALTIC / UKC 6kT	7'200,0	7'200,0	▲	6457,3

SMALL TANKERS - AFRICA

CPP

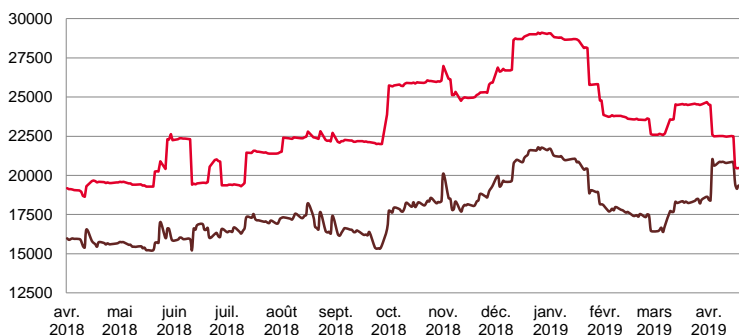
LUMPSUM (000's US\$)



	TODAY	FRIDAY	WEEKLY TREND	MTD AVERAGE
XWAF 15kT	210'000,0	210'000,0	▲	213750,0
XWAF 10kT	130'000,0	130'000,0	▼	139375,0

For detailed information, visit our website :
Riverlake Online Timecharter Equivalent Calculation :
<http://www.riverlake.ch/en/utilities/rtcalc.php>

TIME CHARTER EQUIVALENT (\$/DAY)



	TODAY	FRIDAY	WEEKLY TREND	MTD AVERAGE
XWAF 15kT	19'346,0	19'346,0	▲	20017,8
XWAF 10kT	20'466,0	20'466,0	▼	22384,5

For other RTI's, fixture reports, analysis and forecasts go to www.riverlake.ch.

Disclaimer:
This report has been prepared by Riverlake Shipping S.A. The rates contained herein are indicative only. Rate indications are as of the date of publication and are subject to change without notice. Riverlake Shipping S.A. does not assume any liability or responsibility for the correctness or completeness of the information contained herein. The above report is Copyright of Riverlake Shipping S.A. No unauthorised reproduction or redistribution without permission from Riverlake Shipping S.A.