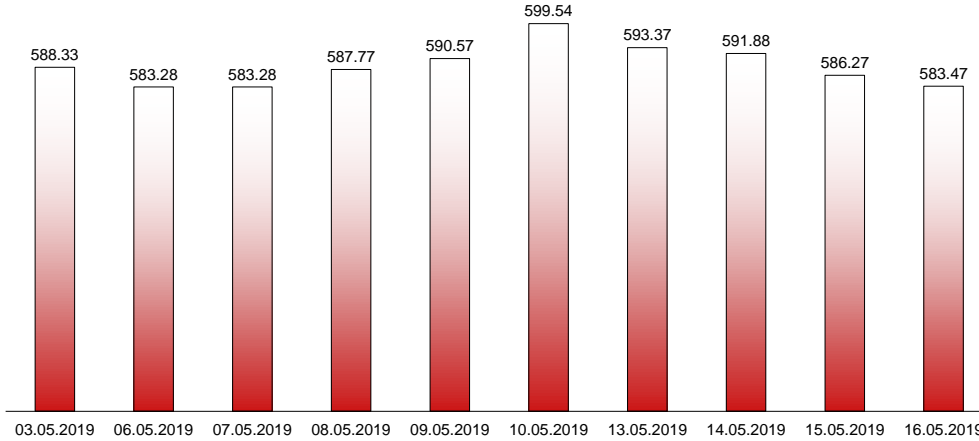


16.05.2019

RIVERLAKE european TANKER INDEX (ReTI)*



ReTI values

Max	24.07.08	1372.70
Today		583.47
Min	28.04.09	431.82

ReTI trends

daily	-2.80
avg last decade	-14.27
avg last 30 days	-28.46

ReTI since May 2007



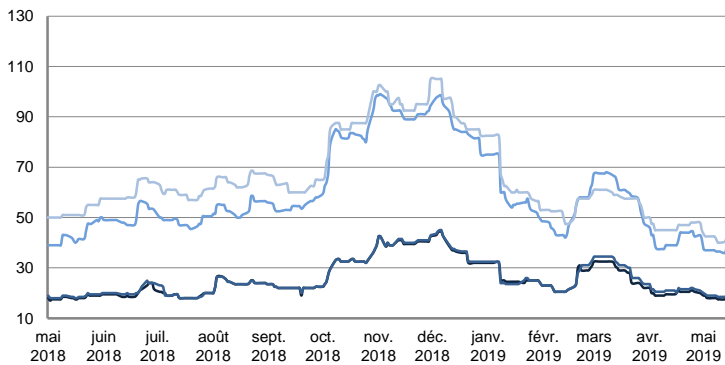
* The Riverlake european Tanker Index (ReTI) is a composite index. All main European tanker movements are represented being six crude oil tanker routes, six clean petroleum products tanker routes and five dirty petroleum tanker routes. The oil tanker stems represented are between 6'000 MT to 135'000 MT. It covers all regions in Europe including the North Sea, Baltic Sea, UKContinent, Mediterranean and Black Sea.

RIVERLAKE TANKER INDEX (RTI)

CRUDE OIL TANKERS

VLCC

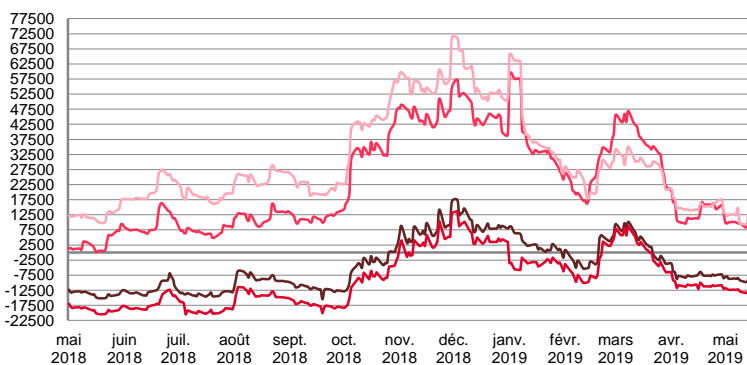
WORLDSCALE



	TODAY	WEDNESDAY	WEEKLY TREND	MTD AVERAGE
AG / USG 280kT	18.5	18.5	▼	18.2
AG / UKC 280kT	19.0	19.0	▼	19.0
AG / EAST 270kT	40.0	39.5	▼	37.5
WAF / USG 260kT	43.5	43.0	▼	42.1

For detailed information, visit our website :
Riverlake Online Timecharter Equivalent Calculation :
<http://www.riverlake.ch/en/utilities/rticalc.php>

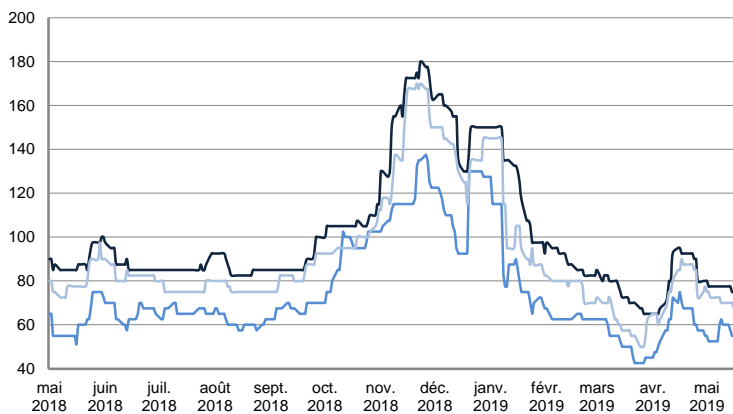
TIME CHARTER EQUIVALENT (\$/DAY)



	TODAY	WEDNESDAY	WEEKLY TREND	MTD AVERAGE
AG / USG 280kT	-9'134.0	-8'601.0	▼	-8719.5
AG / UKC 280kT	-13'380.0	-12'861.0	▼	-12585.7
AG / EAST 270kT	12'472.0	12'376.0	▼	10367.2
WAF / USG 260kT	12'536.0	12'566.0	▼	12039.0

SUEZMAX

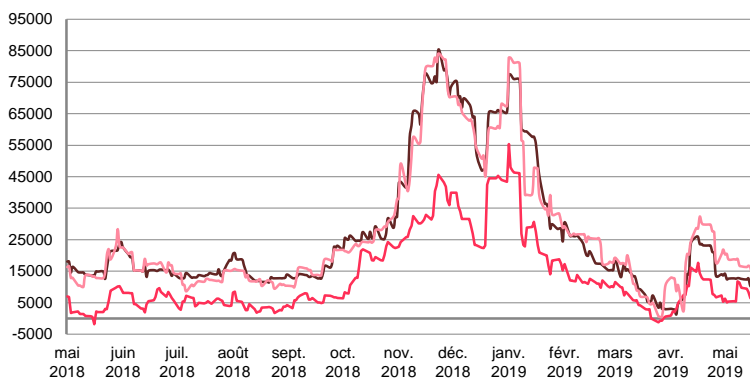
WORLDSCALE



	TODAY	WEDNESDAY	WEEKLY TREND	MTD AVERAGE
—BSEA / MED 135KT	75.0	75.0	▼	77.3
—WAF / USG 130KT	55.0	55.0	▼	42.1
—XMED 135KT	67.5	70.0	▼	71.5

For detailed information, visit our website :
Riverlake Online Timecharter Equivalent Calculation :
<http://www.riverlake.ch/en/utilities/rticalc.php>

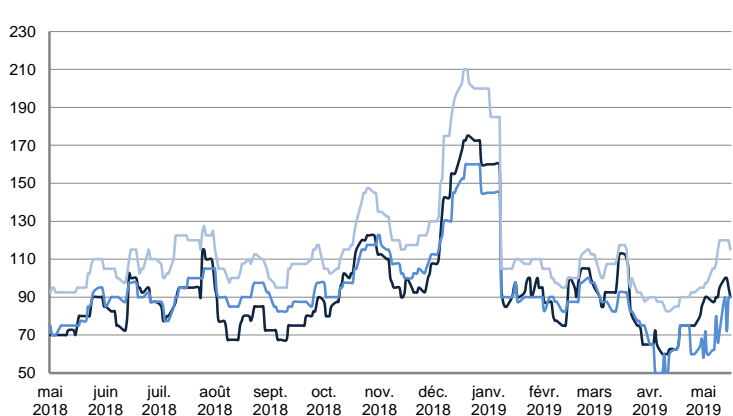
TIME CHARTER EQUIVALENT (\$/DAY)



	TODAY	WEDNESDAY	WEEKLY TREND	MTD AVERAGE
—BSEA / MED 135KT	9'992.0	10'361.0	▼	12349.8
—WAF / USG 130KT	6'032.0	6'481.0	▼	7575.7
—XMED 135KT	13'781.0	16'297.0	▼	17697.4

AFRAMAX

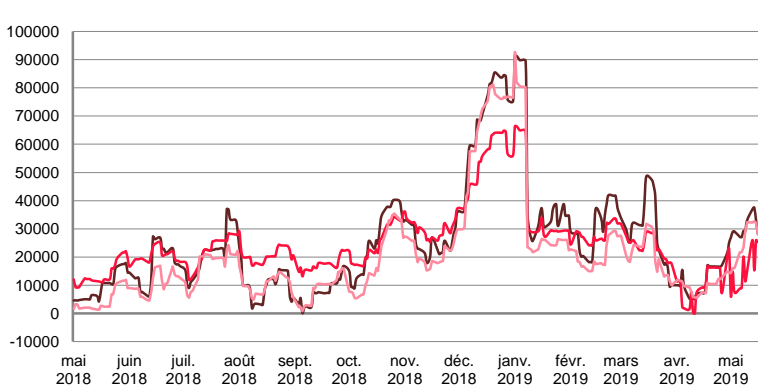
WORLDSCALE



	TODAY	WEDNESDAY	WEEKLY TREND	MTD AVERAGE
—BALTIC / UKC 100KT	90.0	95.0	▲	91.9
—BALTIC / STATES 100KT	90.0	90.0	▼	72.9
—NSEA / UKC 80KT	115.0	120.0	▲	109.8

For detailed information, visit our website :
Riverlake Online Timecharter Equivalent Calculation :
<http://www.riverlake.ch/en/utilities/rticalc.php>

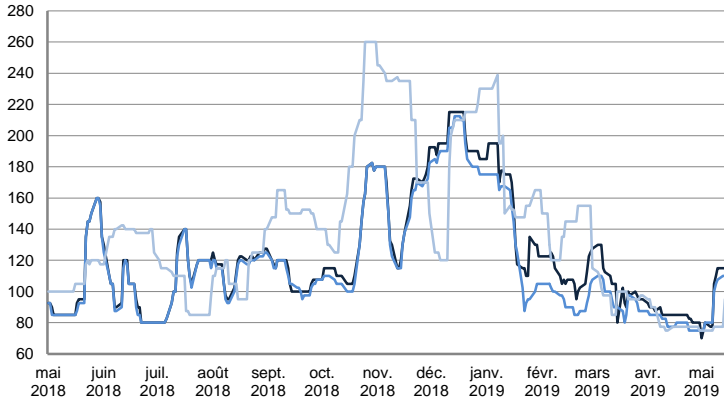
TIME CHARTER EQUIVALENT (\$/DAY)



	TODAY	WEDNESDAY	WEEKLY TREND	MTD AVERAGE
—BALTIC / UKC 100KT	28'178.0	32'828.0	▲	30523.7
—BALTIC / STATES 100KT	25'423.0	25'951.0	▲	15459.4
—NSEA / UKC 80KT	27'981.0	32'130.0	▲	24983.6

AFRAMAX

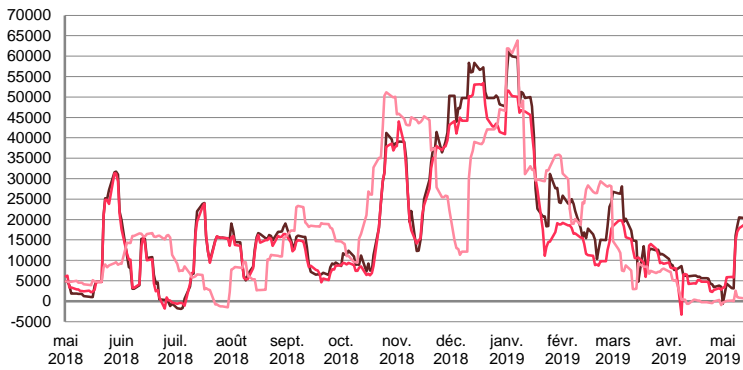
WORLDSCALE



	TODAY	WEDNESDAY	WEEKLY TREND	MTD AVERAGE
—BSEA / MED 80kT	112.5	112.5	▲	97.1
—XMED 80kT	107.5	107.5	▲	94.8
—CAR / USA 70kT	105.0	95.0	▲	81.7

For detailed information, visit our website :
Riverlake Online Timecharter Equivalent Calculation :
<http://www.riverlake.ch/en/utilities/rticalc.php>

TIME CHARTER EQUIVALENT (\$/DAY)

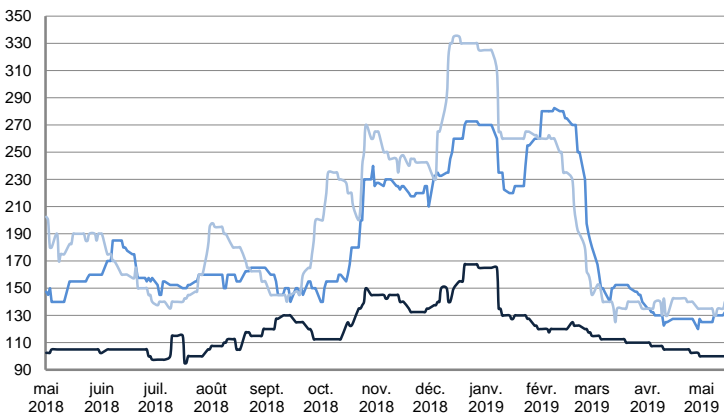


	TODAY	WEDNESDAY	WEEKLY TREND	MTD AVERAGE
—BSEA / MED 80kT	18'832.0	19'134.0	▲	12133.1
—XMED 80kT	17'295.0	17'657.0	▲	12232.3
—CAR / USA 70kT	10'325.0	7'014.0	▲	2459.8

PRODUCT TANKERS

DPP

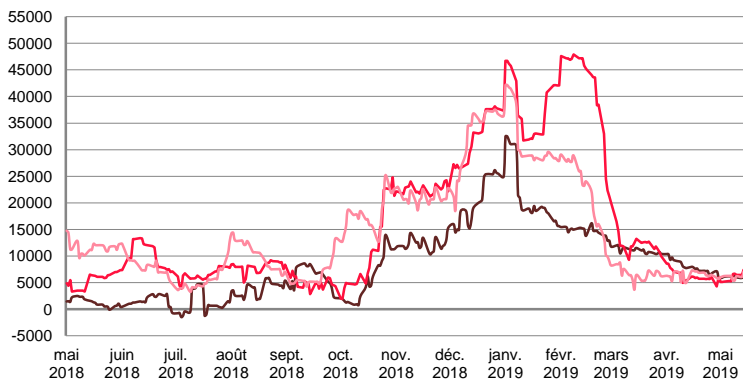
WORLDSCALE



	TODAY	WEDNESDAY	WEEKLY TREND	MTD AVERAGE
—BALTIC / STATES 55kT	100.0	100.0	▼	100.0
—BALTIC / UKC 30kT	130.0	132.5	▼	128.3
—BSEA / MED 30kT	145.0	140.0	▼	135.8

For detailed information, visit our website :
Riverlake Online Timecharter Equivalent Calculation :
<http://www.riverlake.ch/en/utilities/rticalc.php>

TIME CHARTER EQUIVALENT (\$/DAY)

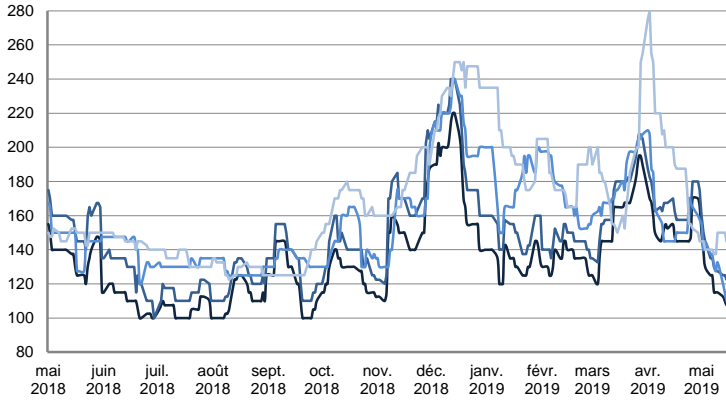


	TODAY	WEDNESDAY	WEEKLY TREND	MTD AVERAGE
—BALTIC / STATES 55kT	5'269.0	5'795.0	▼	6001.8
—BALTIC / UKC 30kT	5'960.0	7'008.0	▲	6054.9
—BSEA / MED 30kT	7'637.0	6'935.0	▼	6305.0

PRODUCT TANKERS

CPP

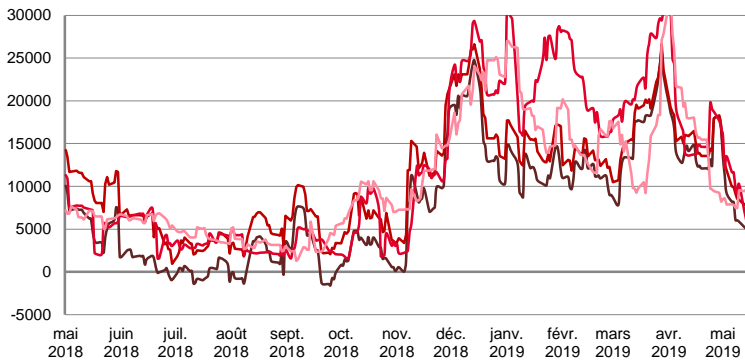
WORLDSCALE



	TODAY	WEDNESDAY	WEEKLY TREND	MTD AVERAGE
—UKC / STATES 37kT	107.5	107.5	▼	121.0
—UKC / WAF 33kT	122.5	122.5	▼	133.8
—BALTIC / UKC 30kT	110.0	110.0	▼	130.0
—BSEA / MED 30kT	150.0	145.0	▼	144.2

For detailed information, visit our website :
Riverlake Online Timecharter Equivalent Calculation :
<http://www.riverlake.ch/en/utilities/rticalc.php>

TIME CHARTER EQUIVALENT (\$/DAY)

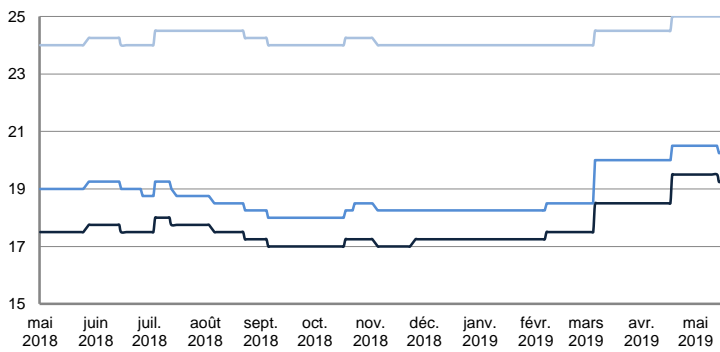


	TODAY	WEDNESDAY	WEEKLY TREND	MTD AVERAGE
—UKC / STATES 37kT	3'724.0	4'060.0	▼	7193.8
—UKC / WAF 33kT	7'076.0	7'319.0	▼	9596.9
—BALTIC / UKC 30kT	4'018.0	4'356.0	▼	9629.6
—BSEA / MED 30kT	9'276.0	8'564.0	▼	8509.3

SMALL TANKERS

DPP

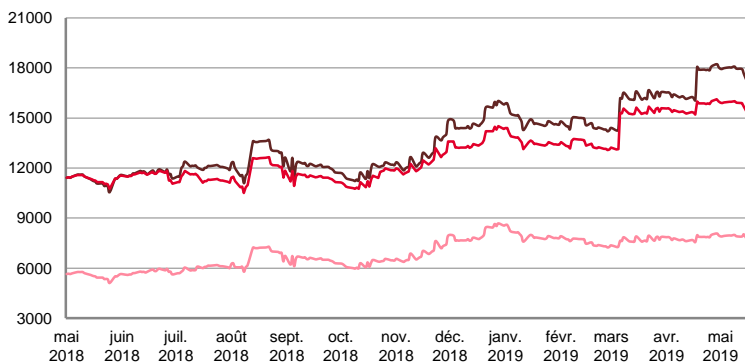
\$ / T



	TODAY	WEDNESDAY	WEEKLY TREND	MTD AVERAGE
—BALTIC / UKC 15kT	19.3	19.3	→	19.4
—BALTIC / UKC 12kT	20.3	20.3	→	20.4
—BALTIC / UKC 6kT	25.0	25.0	→	25.0

For detailed information, visit our website :
Riverlake Online Timecharter Equivalent Calculation :
<http://www.riverlake.ch/en/utilities/rticalc.php>

TIME CHARTER EQUIVALENT (\$/DAY)

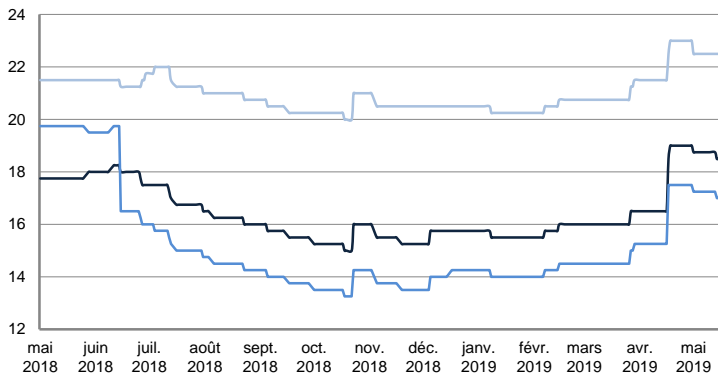


	TODAY	WEDNESDAY	WEEKLY TREND	MTD AVERAGE
—BALTIC / UKC 15kT	17'153.0	17'402.0	▲	17850.2
—BALTIC / UKC 10kT	15'294.0	15'490.0	▲	15832.1
—BALTIC / UKC 6kT	7'708.0	7'864.0	▲	7919.1

SMALL TANKERS

CPP

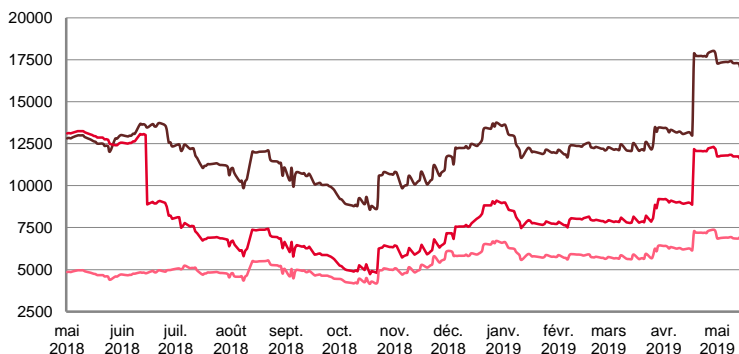
\$ / T



	TODAY	WEDNESDAY	WEEKLY TREND	MTD AVERAGE
BALTIC / UKC 15KT	18.5	18.5	▼	18.7
BALTIC / UKC 12KT	17.0	17.0	▼	17.2
BALTIC / UKC 6KT	22.5	22.5	▼	22.5

For detailed information, visit our website :
Riverlake Online Timecharter Equivalent Calculation :
<http://www.riverlake.ch/en/utilities/rtcalc.php>

TIME CHARTER EQUIVALENT (\$/DAY)

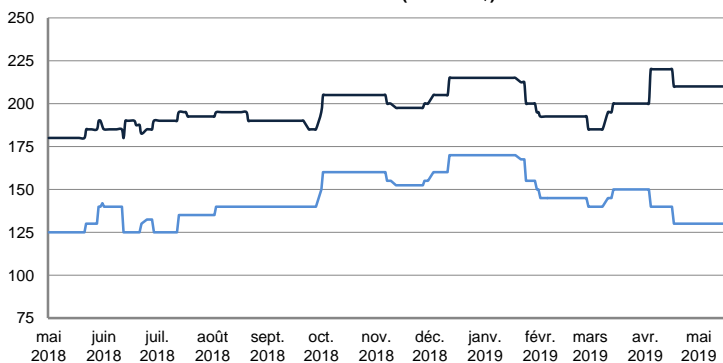


	TODAY	WEDNESDAY	WEEKLY TREND	MTD AVERAGE
BALTIC / UKC 15KT	16'519.0	16'750.0	▲	17192.7
BALTIC / UKC 12KT	11'151.0	11'331.0	▲	11668.0
BALTIC / UKC 6KT	6'689.0	6'825.0	▼	6872.3

SMALL TANKERS - AFRICA

CPP

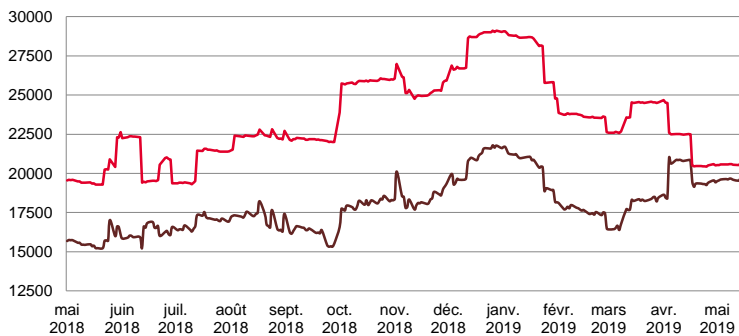
LUMPSUM (000's US\$)



	TODAY	WEDNESDAY	WEEKLY TREND	MTD AVERAGE
XWAF 15KT	210'000.0	210'000.0	▬	210000.0
XWAF 10KT	130'000.0	130'000.0	▬	130000.0

For detailed information, visit our website :
Riverlake Online Timecharter Equivalent Calculation :
<http://www.riverlake.ch/en/utilities/rtcalc.php>

TIME CHARTER EQUIVALENT (\$/DAY)



	TODAY	WEDNESDAY	WEEKLY TREND	MTD AVERAGE
XWAF 15KT	19'394.0	19'523.0	▲	19576.8
XWAF 10KT	20'437.0	20'519.0	▲	20550.6

For other RTI's, fixture reports, analysis and forecasts go to www.riverlake.ch.

Disclaimer:
This report has been prepared by Riverlake Shipping S.A. The rates contained herein are indicative only. Rate indications are as of the date of publication and are subject to change without notice. Riverlake Shipping S.A. does not assume any liability or responsibility for the correctness or completeness of the information contained herein. The above report is Copyright of Riverlake Shipping S.A. No unauthorised reproduction or redistribution without permission from Riverlake Shipping S.A.