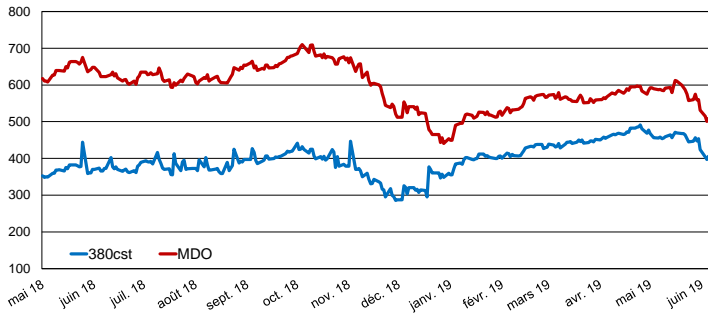


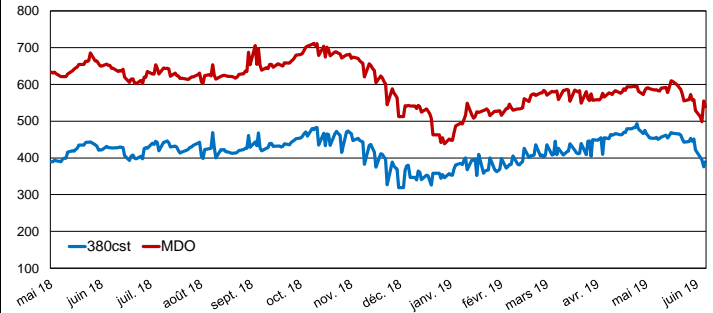
ANTWERP

	TODAY	WEDNESDAY	DAILY CHANGE %	MTD AVERAGE	YTD AVERAGE
380CST	400.25	406.25	-1.5%	400	401
MDO	495.25	509.0	-2.7%	495	589



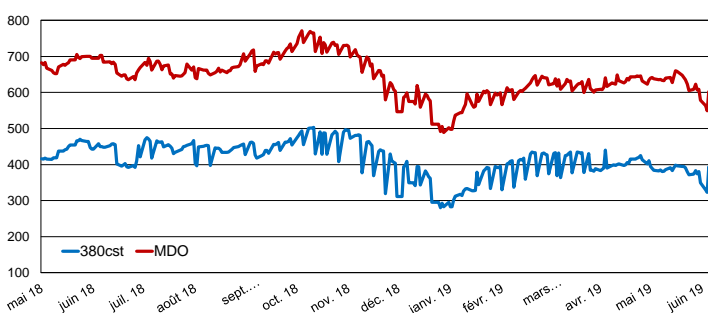
ROTTERDAM

	TODAY	WEDNESDAY	DAILY CHANGE %	MTD AVERAGE	YTD AVERAGE
380CST	390.0	376.0	3.7%	390	421
MDO	539.0	555.0	-2.9%	539	595



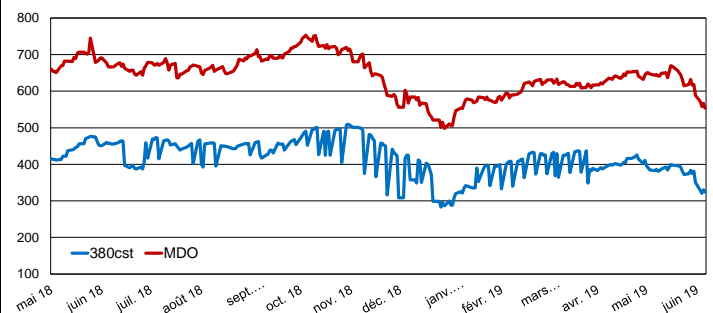
PIRAEUS

	TODAY	WEDNESDAY	DAILY CHANGE %	MTD AVERAGE	YTD AVERAGE
380CST	386.0	394.0	-2.0%	386	413
MDO	590.0	602.0	-2.0%	590	642



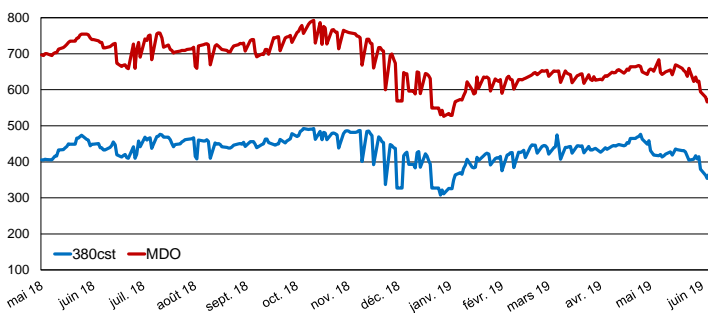
GIBRALTAR

	TODAY	WEDNESDAY	DAILY CHANGE %	MTD AVERAGE	YTD AVERAGE
380CST	324.25	330.25	-1.8%	324	415
MDO	553.0	566.5	-2.4%	553	639



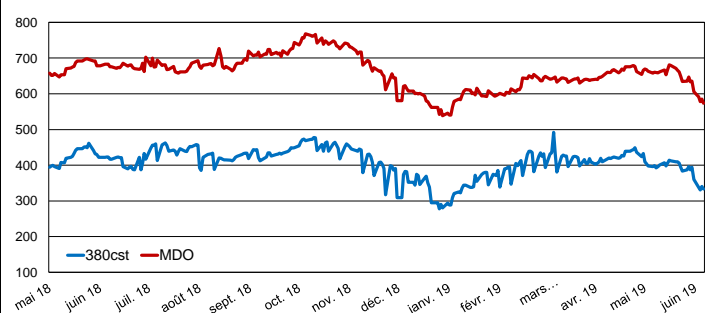
NEW YORK

	TODAY	WEDNESDAY	DAILY CHANGE %	MTD AVERAGE	YTD AVERAGE
380CST	357.5	364.75	-2.0%	358	434
MDO	562.25	573.25	-1.9%	562	673



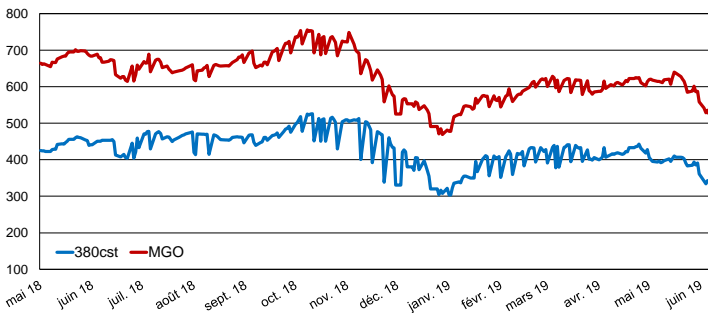
HOUSTON

	TODAY	WEDNESDAY	DAILY CHANGE %	MTD AVERAGE	YTD AVERAGE
380CST	333.5	340.25	-2.0%	334	408
MDO	574.0	585.25	-1.9%	574	660



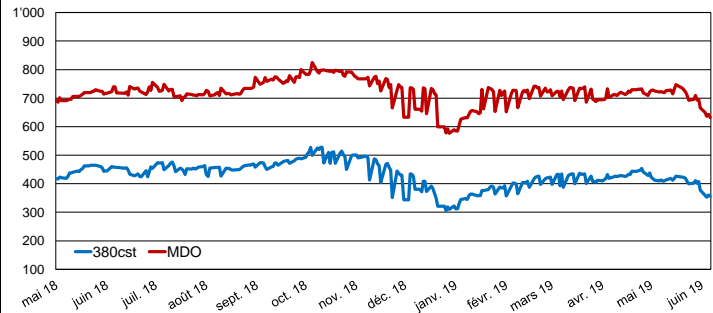
SINGAPORE

	TODAY	WEDNESDAY	DAILY CHANGE %	MTD AVERAGE	YTD AVERAGE
380CST	338.5	342.75	-1.2%	339	429
MDO	524.75	535.75	-2.1%	525	624



FUJAIRAH

	TODAY	WEDNESDAY	DAILY CHANGE %	MTD AVERAGE	YTD AVERAGE
380CST	356.25	360.75	-1.2%	356	431
MDO	631.5	643.25	-1.8%	632	722



Disclaimer: This report has been prepared by Swiss International Bunkers S.A. The rates contained herein are indicative only. Rate indications are as of the date of publication and are subject to change without notice. Swiss International Bunkers S.A. does not assume any liability or responsibility for the correctness or completeness of the information contained herein. The above report is Copyright of Swiss International Bunkers S.A. No unauthorised reproduction or redistribution without permission from Swiss International Bunkers S.A.