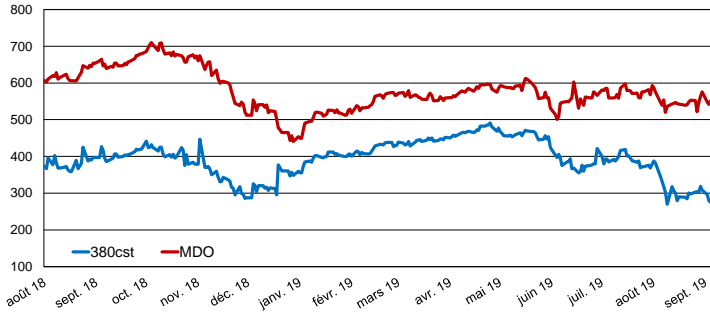


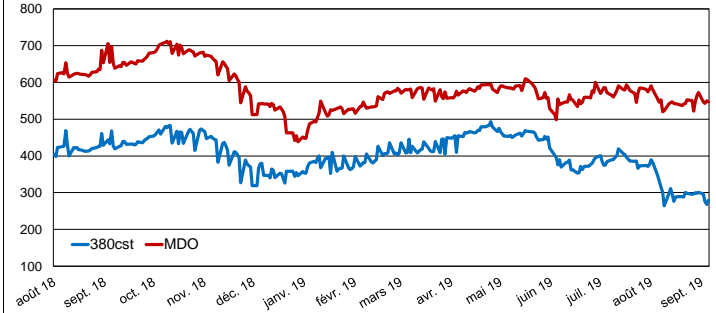
ANTWERP

	TODAY	WEDNESDAY	DAILY CHANGE %	MTD AVERAGE	YTD AVERAGE
380CST	282.5	275.5	2,5%	283	394
MDO	548.75	551.75	-0,5%	549	574



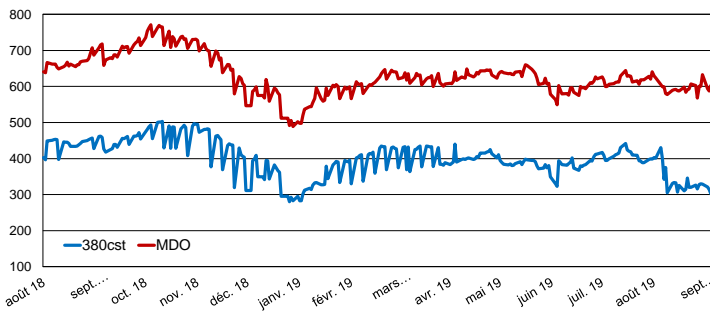
ROTTERDAM

	TODAY	WEDNESDAY	DAILY CHANGE %	MTD AVERAGE	YTD AVERAGE
380CST	279.5	268.0	4,3%	280	402
MDO	547.5	549.5	-0,4%	548	578



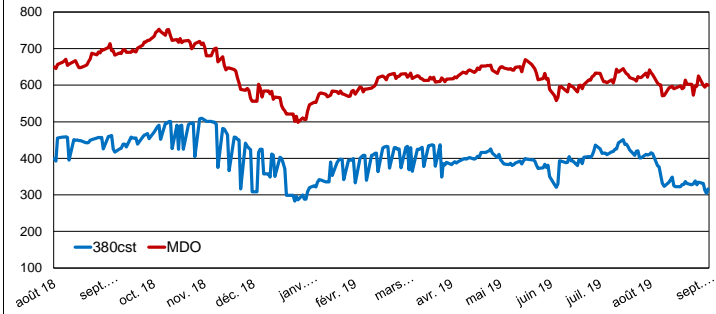
PIRAEUS

	TODAY	WEDNESDAY	DAILY CHANGE %	MTD AVERAGE	YTD AVERAGE
380CST	307.0	302.25	1,6%	307	397
MDO	595.0	602.0	-1,2%	595	627



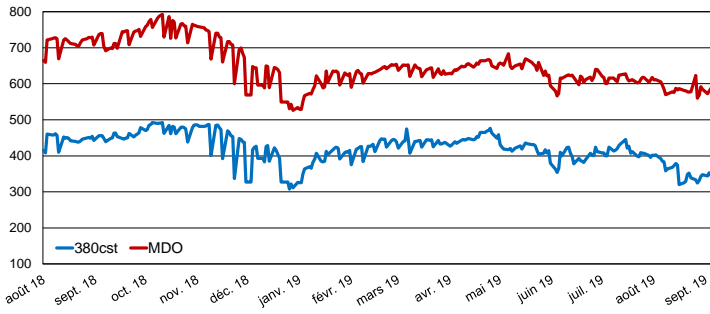
GIBRALTAR

	TODAY	WEDNESDAY	DAILY CHANGE %	MTD AVERAGE	YTD AVERAGE
380CST	316.0	303.75	4,0%	316	401
MDO	599.75	602.5	-0,5%	600	625



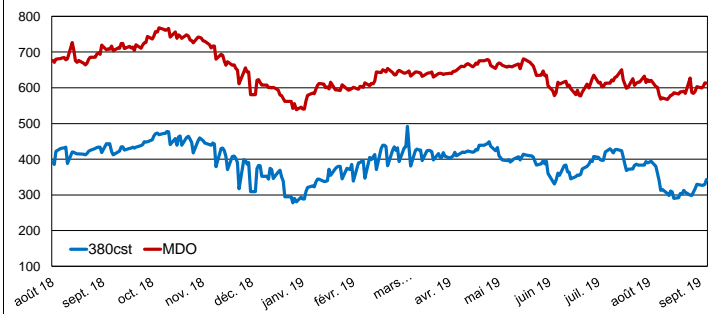
NEW YORK

	TODAY	WEDNESDAY	DAILY CHANGE %	MTD AVERAGE	YTD AVERAGE
380CST	348.75	346.0	0,8%	349	419
MDO	581.75	586.25	-0,8%	582	646



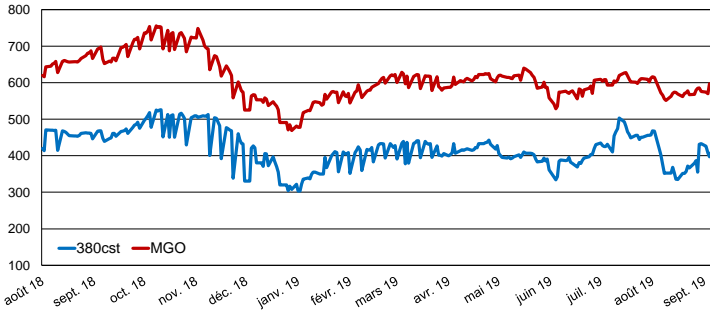
HOUSTON

	TODAY	WEDNESDAY	DAILY CHANGE %	MTD AVERAGE	YTD AVERAGE
380CST	343.0	329.75	4,0%	343	392
MDO	613.0	614.25	-0,2%	613	641



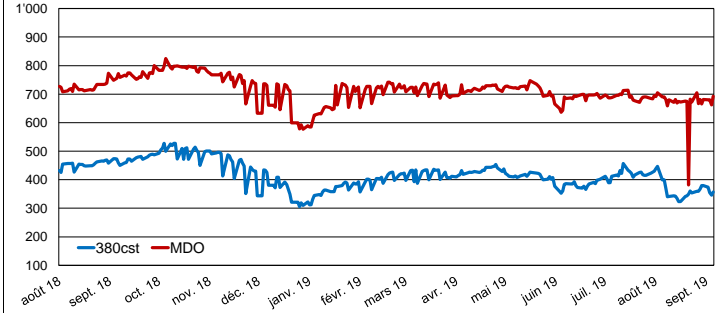
SINGAPORE

	TODAY	WEDNESDAY	DAILY CHANGE %	MTD AVERAGE	YTD AVERAGE
380CST	409.75	397.25	3,1%	410	418
MDO	595.0	597.25	-0,4%	595	608



FUJAIRAH

	TODAY	WEDNESDAY	DAILY CHANGE %	MTD AVERAGE	YTD AVERAGE
380CST	357.5	345.5	3,5%	358	415
MDO	692.25	661.75	4,6%	692	712



Disclaimer:
 This report has been prepared by Swiss International Bunkers S.A. The rates contained herein are indicative only. Rate indications are as of the date of publication and are subject to change without notice. Swiss International Bunkers S.A. does not assume any liability or responsibility for the correctness or completeness of the information contained herein. The above report is Copyright of Swiss International Bunkers S.A. No unauthorised reproduction or redistribution without permission from Swiss International Bunkers S.A.