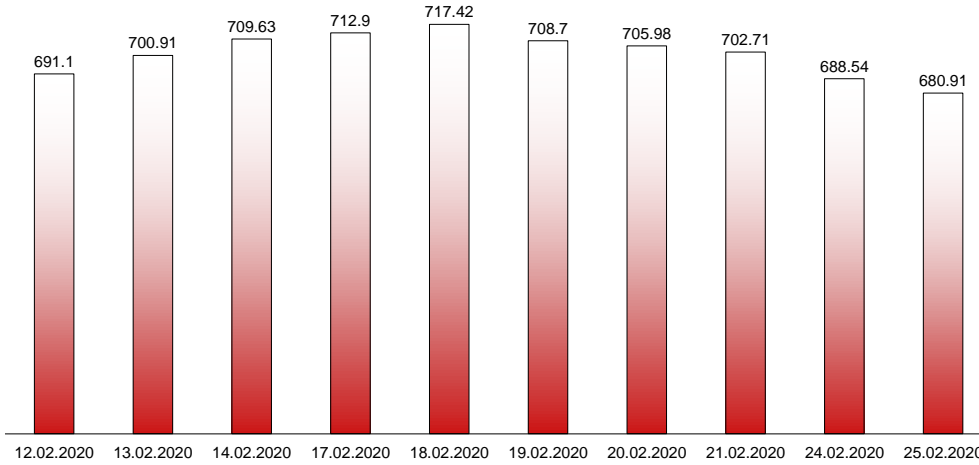


25.02.2020

RIVERLAKE european TANKER INDEX (ReTI)*

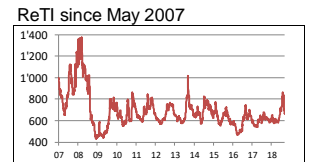


ReTI values

Max	24.07.08	1372.70
Today		680.91
Min	28.04.09	431.82

ReTI trends

daily	-7.63
avg last decade	6.18
avg last 30 days	-156.54



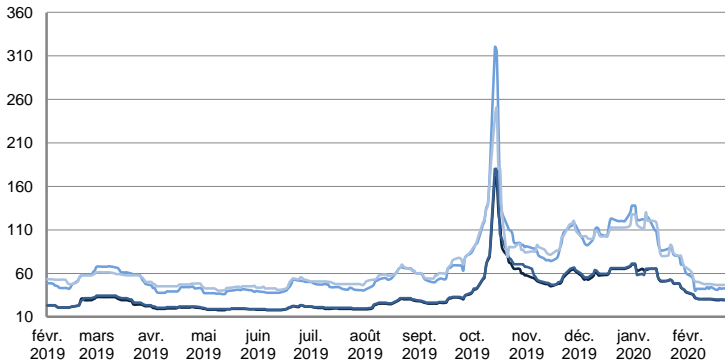
* The Riverlake european Tanker Index (ReTI) is a composite index. All main European tanker movements are represented being six crude oil tanker routes, six clean petroleum products tanker routes and five dirty petroleum tanker routes. The oil tanker stems represented are between 6'000 MT to 135'000 MT. It covers all regions in Europe including the North Sea, Baltic Sea, UKContinent, Mediterranean and Black Sea.

RIVERLAKE TANKER INDEX (RTI)

CRUDE OIL TANKERS

VLCC

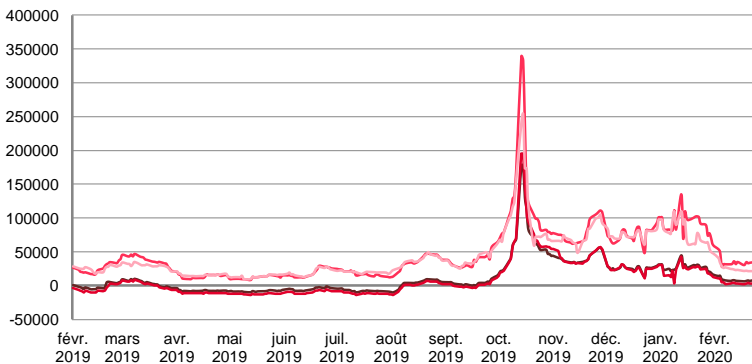
WORLDSCALE



	TODAY	MONDAY	WEEKLY TREND	MTD AVERAGE
AG / USG 280kT	29.5	29.5	▼	30.5
AG / UKC 280kT	29.0	29.0	▼	30.8
AG / EAST 270kT	42.5	42.5	▼	43.6
WAF / USG 260kT	42.5	46.5	▼	48.6

For detailed information, visit our website :
Riverlake Online Timecharter Equivalent Calculation :
<http://www.riverlake.ch/en/utilities/rticalc.php>

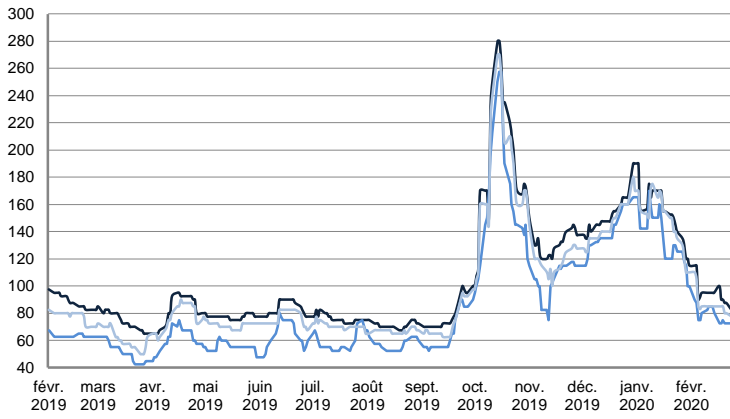
TIME CHARTER EQUIVALENT (\$/DAY)



	TODAY	MONDAY	WEEKLY TREND	MTD AVERAGE
AG / USG 280kT	9'640.0	8'950.0	▼	8515.8
AG / UKC 280kT	4'248.0	3'564.0	▼	4436.8
AG / EAST 270kT	35'869.0	35'135.0	▼	35119.7
WAF / USG 260kT	16'579.0	21'069.0	▼	24862.4

SUEZMAX

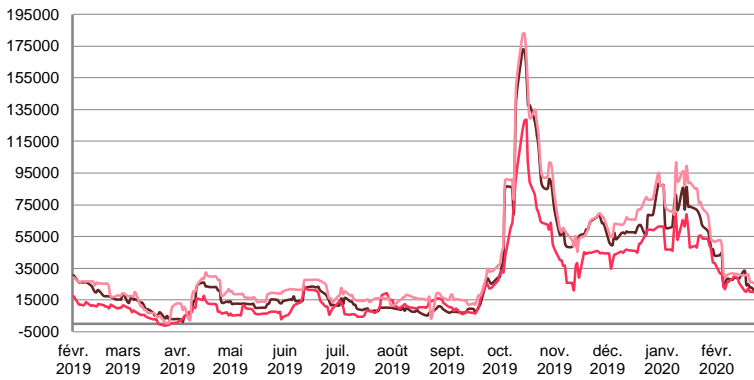
WORLDSCALE



	TODAY	MONDAY	WEEKLY TREND	MTD AVERAGE
— BSEA / MED 135kT	85.0	82.5	▼	94.4
— WAF / USG 130kT	72.5	72.5	▼	48.6
— XMED 135kT	77.5	77.5	▼	86.1

For detailed information, visit our website :
Riverlake Online Timecharter Equivalent Calculation :
<http://www.riverlake.ch/en/utilities/rticalc.php>

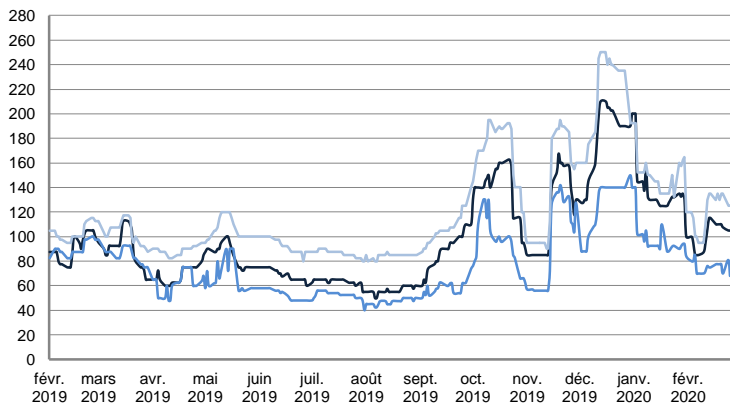
TIME CHARTER EQUIVALENT (\$/DAY)



	TODAY	MONDAY	WEEKLY TREND	MTD AVERAGE
— BSEA / MED 135kT	21'238.0	18'734.0	▼	28003.0
— WAF / USG 130kT	20'468.0	19'758.0	▼	24707.2
— XMED 135kT	25'134.0	24'770.0	▼	32170.8

AFRAMAX

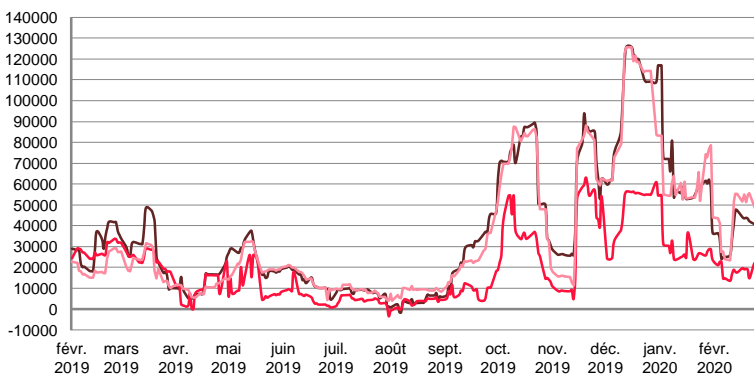
WORLDSCALE



	TODAY	MONDAY	WEEKLY TREND	MTD AVERAGE
— BALTIC / UKC 100kT	105.0	105.0	▼	101.5
— BALTIC / STATES 100kT	68.0	81.0	▼	75.4
— NSEA / UKC 80kT	125.0	125.0	▼	120.6

For detailed information, visit our website :
Riverlake Online Timecharter Equivalent Calculation :
<http://www.riverlake.ch/en/utilities/rticalc.php>

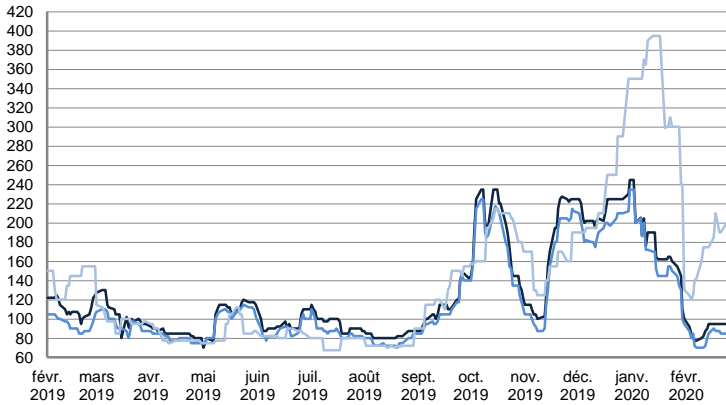
TIME CHARTER EQUIVALENT (\$/DAY)



	TODAY	MONDAY	WEEKLY TREND	MTD AVERAGE
— BALTIC / UKC 100kT	40'500.0	40'734.0	▼	37498.8
— BALTIC / STATES 100kT	14'004.0	22'205.0	▼	18149.9
— NSEA / UKC 80kT	47'951.0	48'125.0	▼	44160.5

AFRAMAX

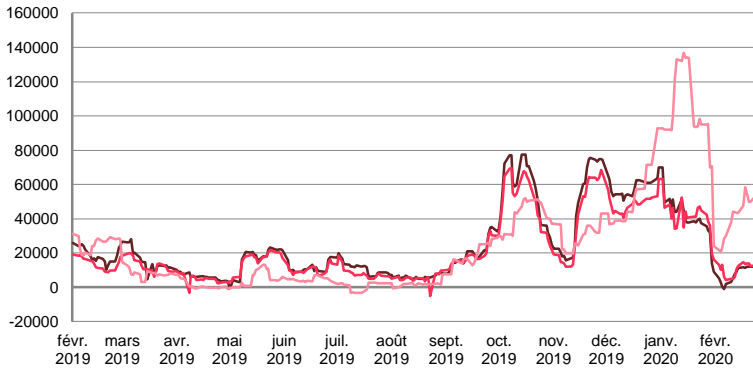
WORLDSCALE



	TODAY	MONDAY	WEEKLY TREND	MTD AVERAGE
—BSEA / MED 80KT	95.0	95.0	▼	89.0
—XMED 80KT	85.0	85.0	▼	81.2
—CAR / USA 70kT	200.0	200.0	▼	169.9

For detailed information, visit our website :
Riverlake Online Timecharter Equivalent Calculation :
<http://www.riverlake.ch/en/utilities/rticalc.php>

TIME CHARTER EQUIVALENT (\$/DAY)

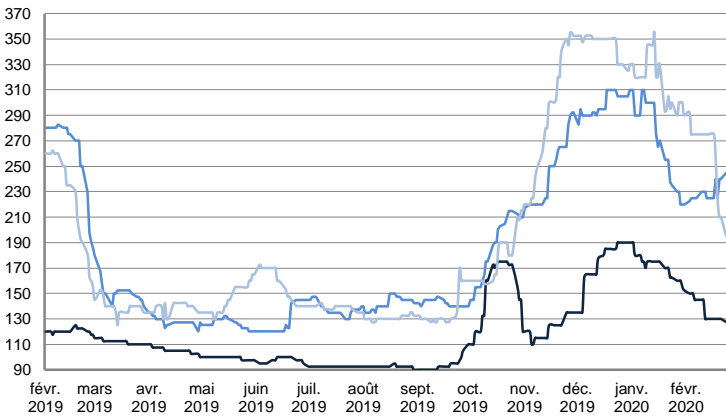


	TODAY	MONDAY	WEEKLY TREND	MTD AVERAGE
—BSEA / MED 80KT	12'353.0	12'068.0	▼	7571.4
—XMED 80KT	13'178.0	12'873.0	▼	10575.8
—CAR / USA 70kT	54'080.0	53'662.0	▼	41382.4

PRODUCT TANKERS

DPP

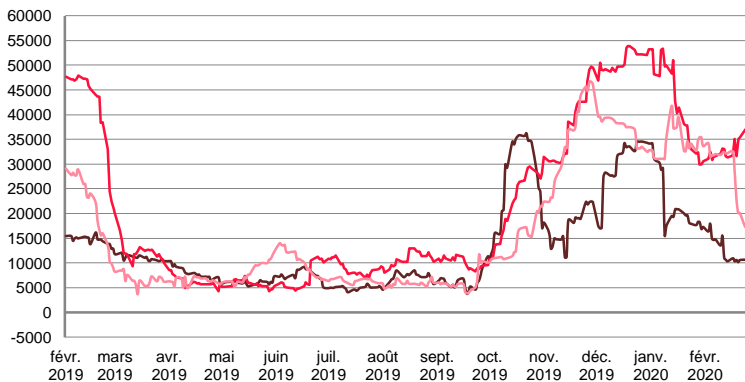
WORLDSCALE



	TODAY	MONDAY	WEEKLY TREND	MTD AVERAGE
—BALTIC / STATES 55KT	127.5	127.5	▼	136.8
—BALTIC / UKC 30KT	242.5	245.0	▼	230.6
—BSEA / MED 30KT	195.0	195.0	▼	254.9

For detailed information, visit our website :
Riverlake Online Timecharter Equivalent Calculation :
<http://www.riverlake.ch/en/utilities/rticalc.php>

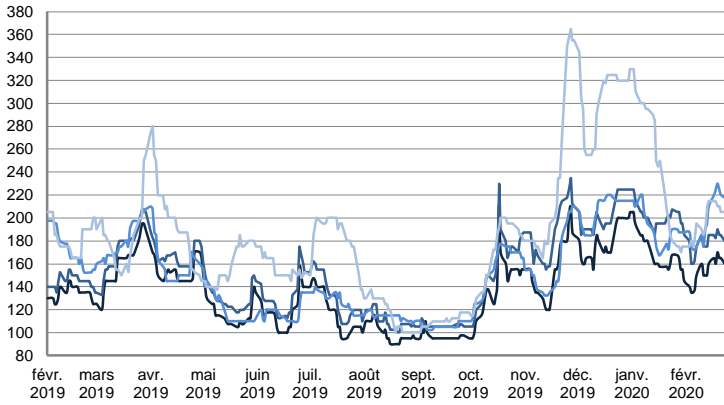
TIME CHARTER EQUIVALENT (\$/DAY)



	TODAY	MONDAY	WEEKLY TREND	MTD AVERAGE
—BALTIC / STATES 55kT	10'334.0	10'631.0	▼	12543.1
—BALTIC / UKC 30KT	36'180.0	36'972.0	▼	32976.4
—BSEA / MED 30KT	17'476.0	17'300.0	▼	28295.5

CPP

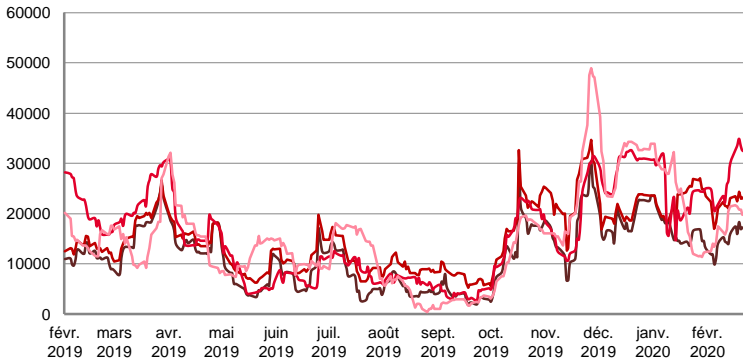
WORLDSCALE



	TODAY	MONDAY	WEEKLY TREND	MTD AVERAGE
—UKC / STATES 37kT	152.5	157.5	▼	153.1
—UKC / WAF 33kT	175.0	177.5	▼	177.2
—BALTIC / UKC 30kT	185.0	215.0	▲	197.5
—BSEA / MED 30kT	205.0	205.0	▼	197.6

For detailed information, visit our website :
Riverlake Online Timecharter Equivalent Calculation :
<http://www.riverlake.ch/en/utilities/rticalc.php>

TIME CHARTER EQUIVALENT (\$/DAY)

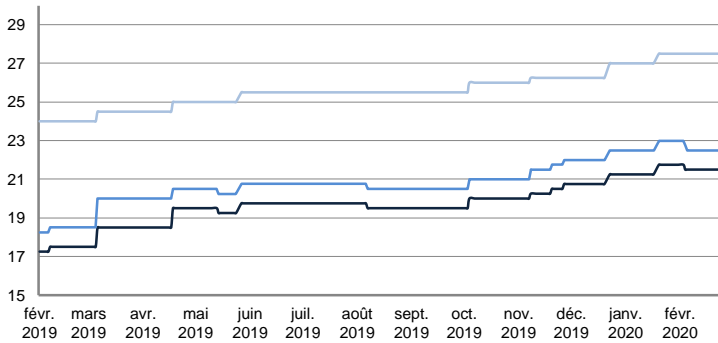


	TODAY	MONDAY	WEEKLY TREND	MTD AVERAGE
—UKC / STATES 37kT	14'810.0	16'095.0	▲	14686.9
—UKC / WAF 33kT	21'385.0	22'130.0	▼	21605.1
—BALTIC / UKC 30kT	24'437.0	31'747.0	▲	27207.9
—BSEA / MED 30kT	20'098.0	19'932.0	▲	18072.7

SMALL TANKERS

DPP

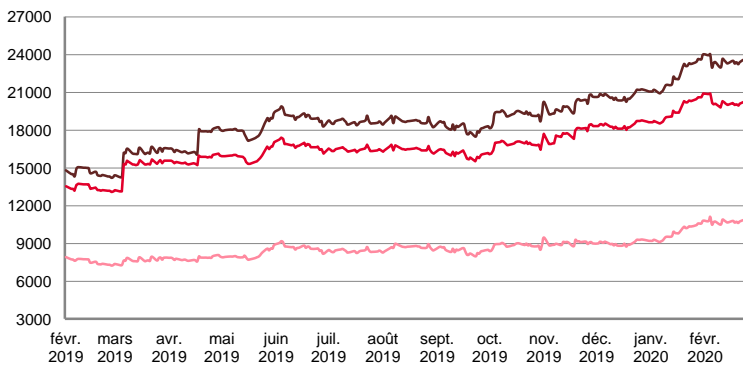
\$ / T



	TODAY	MONDAY	WEEKLY TREND	MTD AVERAGE
—BALTIC / UKC 15kT	21.5	21.5	▼	21.5
—BALTIC / UKC 12kT	22.5	22.5	▼	22.5
—BALTIC / UKC 6kT	27.5	27.5	—	27.5

For detailed information, visit our website :
Riverlake Online Timecharter Equivalent Calculation :
<http://www.riverlake.ch/en/utilities/rticalc.php>

TIME CHARTER EQUIVALENT (\$/DAY)

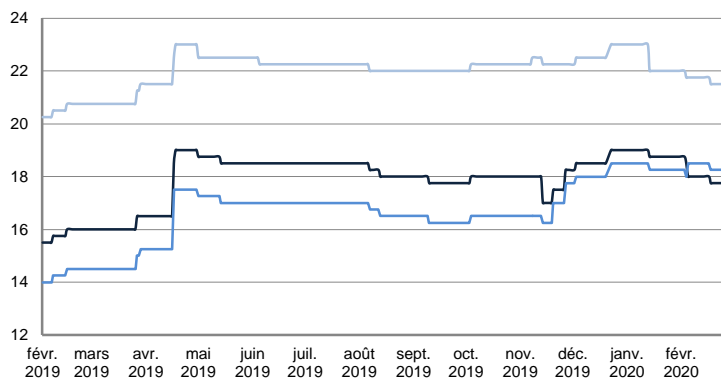


	TODAY	MONDAY	WEEKLY TREND	MTD AVERAGE
—BALTIC / UKC 15kT	23'540.0	23'643.0	▲	23434.5
—BALTIC / UKC 10kT	20'197.0	20'274.0	▲	20177.6
—BALTIC / UKC 6kT	10'825.0	10'886.0	▲	10741.8

SMALL TANKERS

CPP

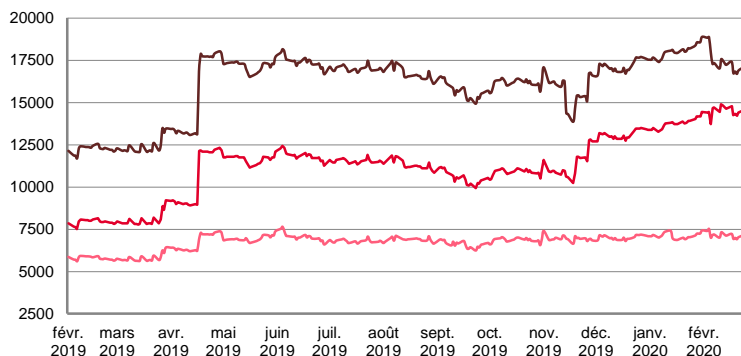
\$ / T



	TODAY	MONDAY	WEEKLY TREND	MTD AVERAGE
BALTIC / UKC 15KT	17.8	17.8	▼	18.0
BALTIC / UKC 12KT	18.3	18.3	▬	18.4
BALTIC / UKC 6KT	21.5	21.5	▼	21.7

For detailed information, visit our website :
Riverlake Online Timecharter Equivalent Calculation :
<http://www.riverlake.ch/en/utilities/rticalc.php>

TIME CHARTER EQUIVALENT (\$/DAY)

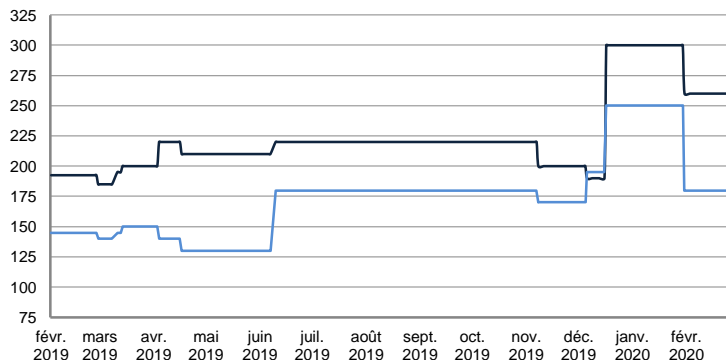


	TODAY	MONDAY	WEEKLY TREND	MTD AVERAGE
BALTIC / UKC 15KT	16'999.0	17'084.0	▼	17384.7
BALTIC / UKC 12KT	14'470.0	14'537.0	▲	14502.2
BALTIC / UKC 6KT	7'085.0	7'133.0	▲	7141.6

SMALL TANKERS - AFRICA

CPP

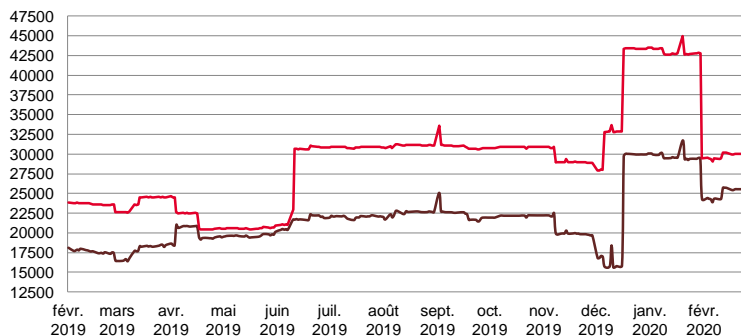
LUMPSUM (000's US\$)



	TODAY	MONDAY	WEEKLY TREND	MTD AVERAGE
XWAF 15KT	260'000.0	260'000.0	▼	260000.0
XWAF 10KT	180'000.0	180'000.0	▼	180000.0

For detailed information, visit our website :
Riverlake Online Timecharter Equivalent Calculation :
<http://www.riverlake.ch/en/utilities/rticalc.php>

TIME CHARTER EQUIVALENT (\$/DAY)



	TODAY	MONDAY	WEEKLY TREND	MTD AVERAGE
XWAF 15KT	25'539.0	25'539.0	▼	25029.3
XWAF 10KT	29'988.0	29'988.0	▼	29773.8

For other RTI's, fixture reports, analysis and forecasts go to www.riverlake.ch.

Disclaimer:
This report has been prepared by Riverlake Shipping S.A. The rates contained herein are indicative only. Rate indications are as of the date of publication and are subject to change without notice.
Riverlake Shipping S.A. does not assume any liability or responsibility for the correctness or completeness of the information contained herein.
The above report is Copyright of Riverlake Shipping S.A.
No unauthorised reproduction or redistribution without permission from Riverlake Shipping S.A.