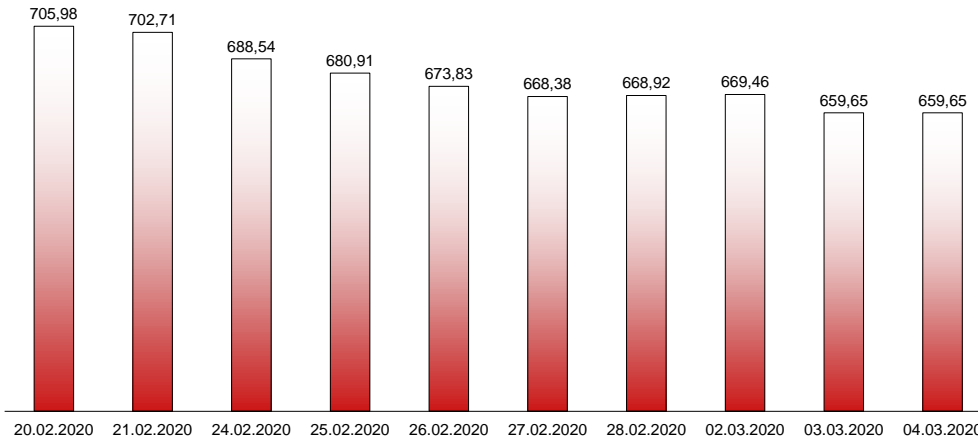


04.03.2020

RIVERLAKE european TANKER INDEX (ReTI)*



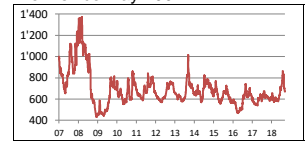
ReTI values

Max	24.07.08	1372,70
Today		659,65
Min	28.04.09	431,82

ReTI trends

daily	0,00
avg last decade	-16,22
avg last 30 days	-174,11

ReTI since May 2007



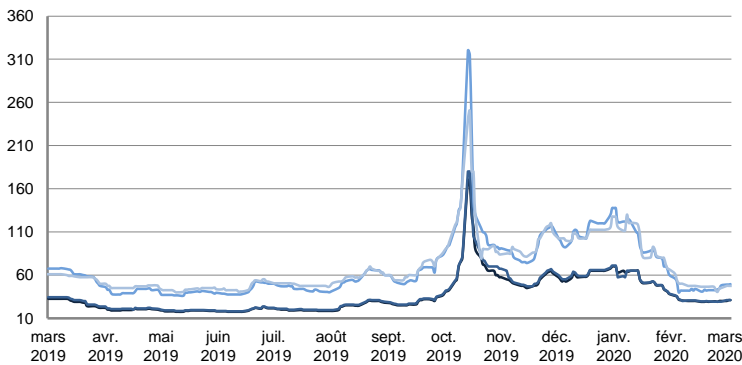
* The Riverlake european Tanker Index (ReTI) is a composite index. All main European tanker movements are represented being six crude oil tanker routes, six clean petroleum products tanker routes and five dirty petroleum tanker routes. The oil tanker stems represented are between 6'000 MT to 135'000 MT. It covers all regions in Europe including the North Sea, Baltic Sea, UKContinent, Mediterranean and Black Sea.

RIVERLAKE TANKER INDEX (RTI)

CRUDE OIL TANKERS

VLCC

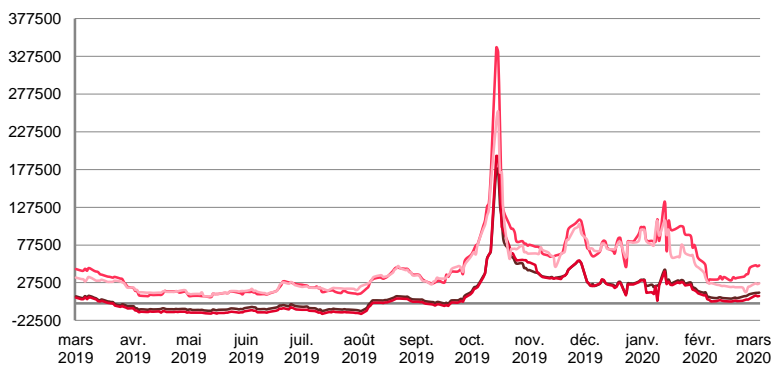
WORLDSCALE



	TODAY	TUESDAY	WEEKLY TREND	MTD AVERAGE
AG / USG 280kT	31,0	31,0	▬	30,7
AG / UKC 280kT	31,0	31,0	▬	31,0
AG / EAST 270kT	49,5	49,0	▲	49,2
WAF / USG 260kT	47,5	47,5	▼	47,5

For detailed information, visit our website :
Riverlake Online Timecharter Equivalent Calculation :
<http://www.riverlake.ch/en/utilities/rticalc.php>

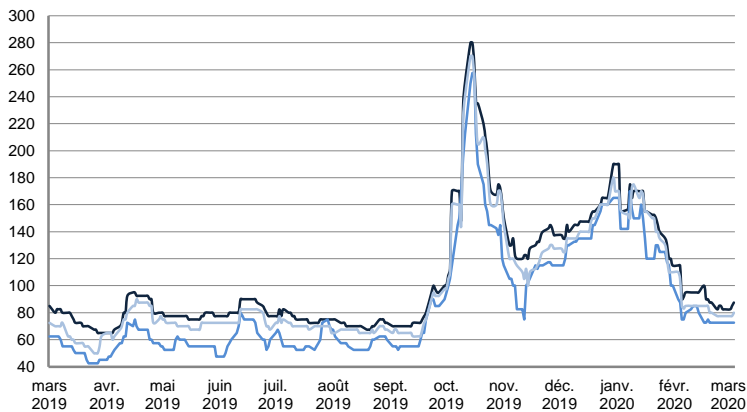
TIME CHARTER EQUIVALENT (\$/DAY)



	TODAY	TUESDAY	WEEKLY TREND	MTD AVERAGE
AG / USG 280kT	14'336,0	14'001,0	▲	14083,0
AG / UKC 280kT	9'785,0	9'451,0	▲	10014,7
AG / EAST 270kT	50'407,0	49'210,0	▲	50049,3
WAF / USG 260kT	26'564,0	25'544,0	▲	26262,7

SUEZMAX

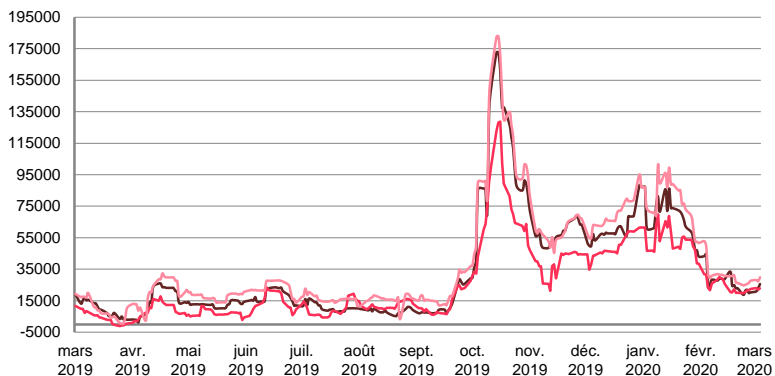
WORLDSCALE



	TODAY	TUESDAY	WEEKLY TREND	MTD AVERAGE
—BSEA / MED 135KT	87,5	85,0	▼	85,0
—WAF / USG 130KT	72,5	72,5	▼	47,5
—XMED 135KT	80,0	77,5	▼	78,3

For detailed information, visit our website :
Riverlake Online Timecharter Equivalent Calculation :
<http://www.riverlake.ch/en/utilities/rticalc.php>

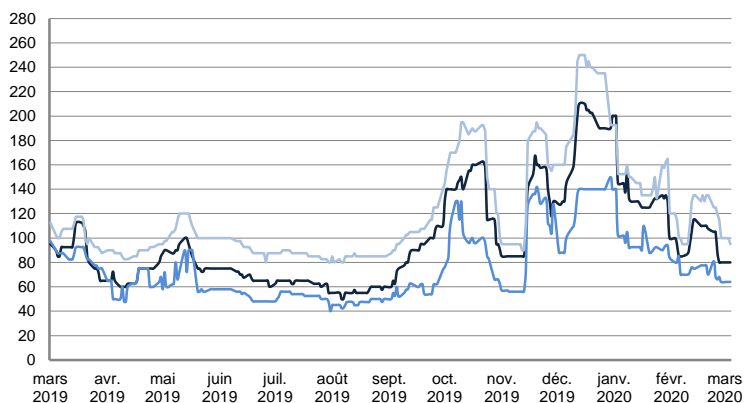
TIME CHARTER EQUIVALENT (\$/DAY)



	TODAY	TUESDAY	WEEKLY TREND	MTD AVERAGE
—BSEA / MED 135KT	25'575,0	23'010,0	▼	23170,0
—WAF / USG 130KT	22'961,0	22'129,0	▼	22706,0
—XMED 135KT	29'904,0	27'358,0	▼	28479,3

AFRAMAX

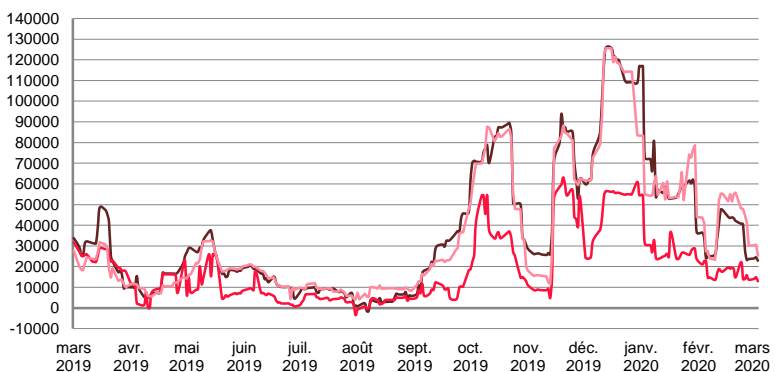
WORLDSCALE



	TODAY	TUESDAY	WEEKLY TREND	MTD AVERAGE
—BALTIC / UKC 100KT	80,0	80,0	▼	80,0
—BALTIC / STATES 100KT	64,0	64,0	▼	64,0
—NSEA / UKC 80KT	95,0	100,0	▼	98,3

For detailed information, visit our website :
Riverlake Online Timecharter Equivalent Calculation :
<http://www.riverlake.ch/en/utilities/rticalc.php>

TIME CHARTER EQUIVALENT (\$/DAY)

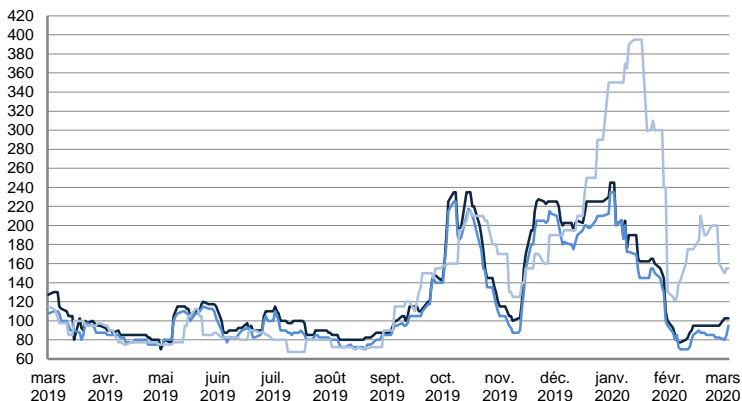


	TODAY	TUESDAY	WEEKLY TREND	MTD AVERAGE
—BALTIC / UKC 100KT	22'877,0	24'531,0	▼	23796,7
—BALTIC / STATES 100KT	12'925,0	14'904,0	▼	13984,7
—NSEA / UKC 80KT	25'328,0	30'539,0	▼	28711,0

CRUDE OIL TANKERS

AFRAMAX

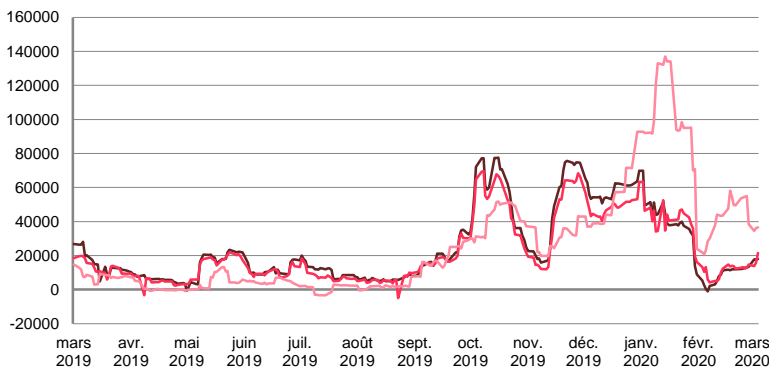
WORLDSCALE



	TODAY	TUESDAY	WEEKLY TREND	MTD AVERAGE
—BSEA / MED 80KT	102,5	102,5	▲	102,5
—XMED 80KT	95,0	85,0	▼	86,7
—CAR / USA 70KT	155,0	155,0	▼	153,3

For detailed information, visit our website :
Riverlake Online Timecharter Equivalent Calculation :
<http://www.riverlake.ch/en/utilities/rticalc.php>

TIME CHARTER EQUIVALENT (\$/DAY)

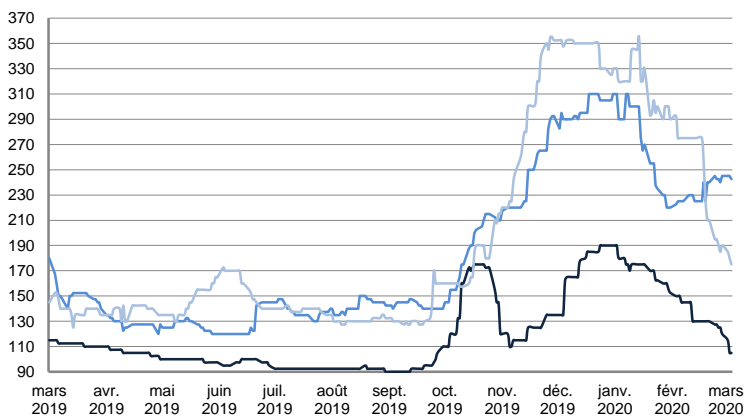


	TODAY	TUESDAY	WEEKLY TREND	MTD AVERAGE
—BSEA / MED 80KT	17'980,0	17'645,0	▲	17775,7
—XMED 80KT	21'490,0	15'819,0	▲	17051,3
—CAR / USA 70KT	36'587,0	36'085,0	▼	35730,0

PRODUCT TANKERS

DPP

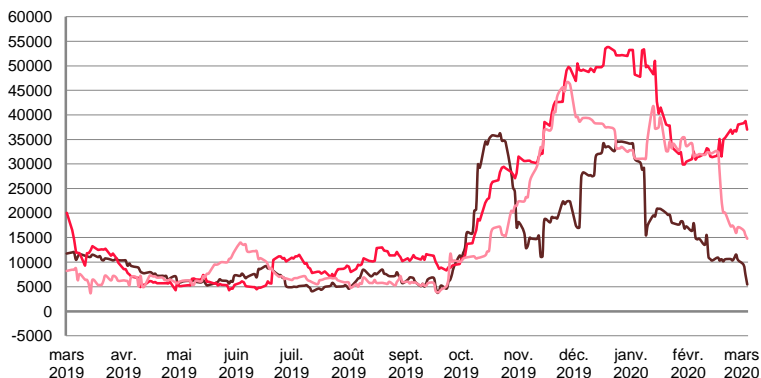
WORLDSCALE



	TODAY	TUESDAY	WEEKLY TREND	MTD AVERAGE
—BALTIC / STATES 55KT	105,0	105,0	▼	108,3
—BALTIC / UKC 30KT	242,5	245,0	▲	244,2
—BSEA / MED 30KT	175,0	180,0	▼	180,0

For detailed information, visit our website :
Riverlake Online Timecharter Equivalent Calculation :
<http://www.riverlake.ch/en/utilities/rticalc.php>

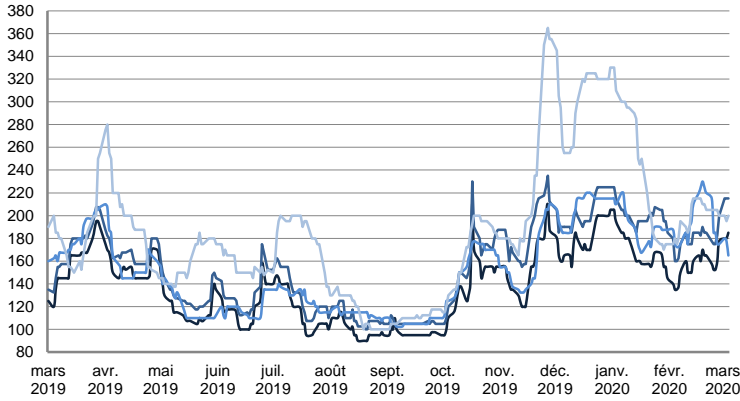
TIME CHARTER EQUIVALENT (\$/DAY)



	TODAY	TUESDAY	WEEKLY TREND	MTD AVERAGE
—BALTIC / STATES 55KT	5'450,0	7'513,0	▼	7473,3
—BALTIC / UKC 30KT	36'969,0	38'745,0	▲	38002,7
—BSEA / MED 30KT	14'774,0	15'516,0	▼	15593,3

CPP

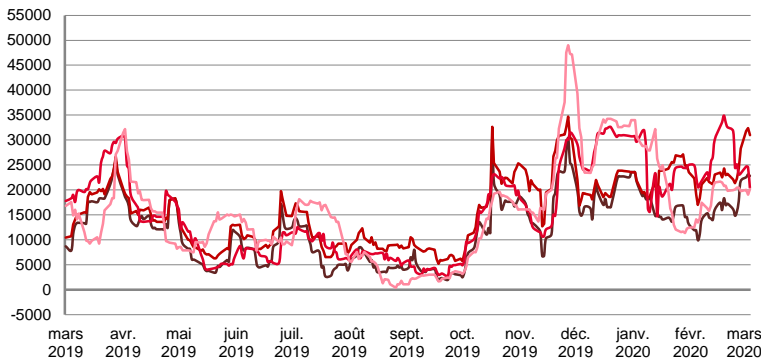
WORLDSCALE



	TODAY	TUESDAY	WEEKLY TREND	MTD AVERAGE
UKC / STATES 37kT	185,0	180,0	▲	181,7
UKC / WAF 33kT	215,0	215,0	▲	215,0
BALTIC / UKC 30kT	165,0	177,5	▼	174,2
BSEA / MED 30kT	200,0	195,0	▼	198,3

For detailed information, visit our website :
Riverlake Online Timecharter Equivalent Calculation :
<http://www.riverlake.ch/en/utilities/rticalc.php>

TIME CHARTER EQUIVALENT (\$/DAY)

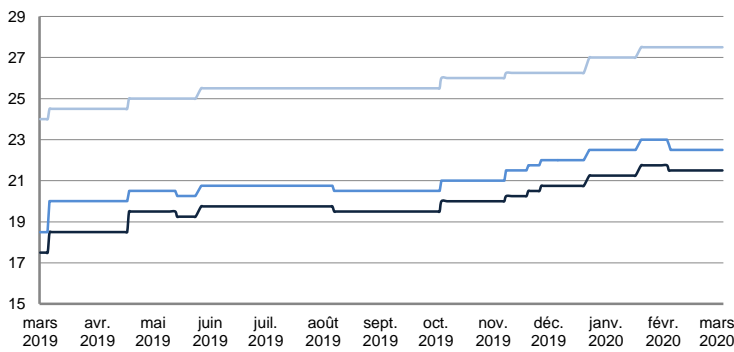


	TODAY	TUESDAY	WEEKLY TREND	MTD AVERAGE
UKC / STATES 37kT	22'803,0	23'096,0	▲	22811,7
UKC / WAF 33kT	30'952,0	32'385,0	▲	31707,7
BALTIC / UKC 30kT	20'438,0	24'542,0	▼	23223,7
BSEA / MED 30kT	20'202,0	19'040,0	▼	19752,0

SMALL TANKERS

DPP

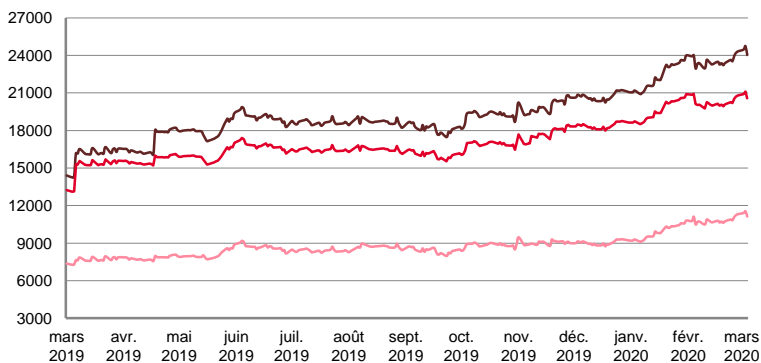
\$/T



	TODAY	TUESDAY	WEEKLY TREND	MTD AVERAGE
BALTIC / UKC 15kT	21,5	21,5	▬	21,5
BALTIC / UKC 12kT	22,5	22,5	▬	22,5
BALTIC / UKC 6kT	27,5	27,5	▬	27,5

For detailed information, visit our website :
Riverlake Online Timecharter Equivalent Calculation :
<http://www.riverlake.ch/en/utilities/rticalc.php>

TIME CHARTER EQUIVALENT (\$/DAY)

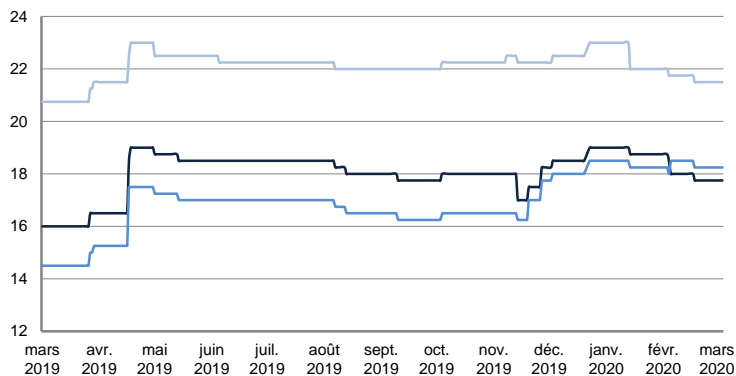


	TODAY	TUESDAY	WEEKLY TREND	MTD AVERAGE
BALTIC / UKC 15kT	24'035,0	24'751,0	▲	24419,3
BALTIC / UKC 10kT	20'580,0	21'120,0	▲	20874,0
BALTIC / UKC 6kT	11'129,0	11'553,0	▲	11361,3

SMALL TANKERS

CPP

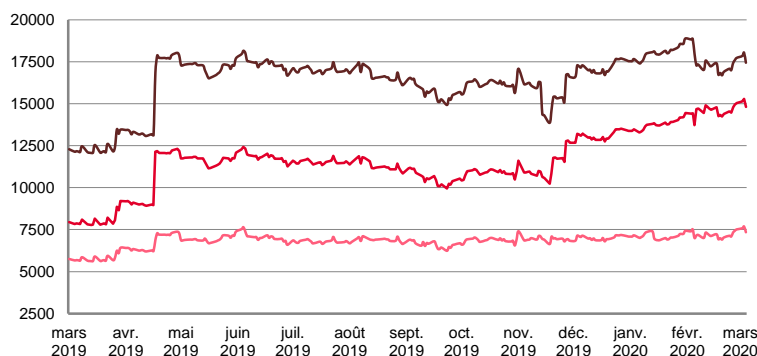
\$ / T



	TODAY	TUESDAY	WEEKLY TREND	MTD AVERAGE
BALTIC / UKC 15KT	17,8	17,8	▼	17,8
BALTIC / UKC 12KT	18,3	18,3	▼	18,3
BALTIC / UKC 6KT	21,5	21,5	▼	21,5

For detailed information, visit our website :
Riverlake Online Timecharter Equivalent Calculation :
<http://www.riverlake.ch/en/utilities/rtcalc.php>

TIME CHARTER EQUIVALENT (\$/DAY)

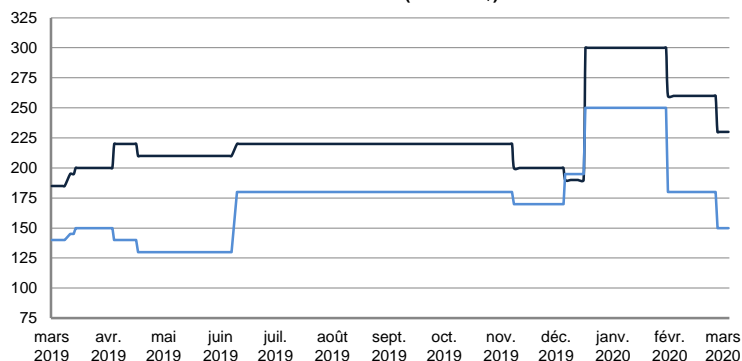


	TODAY	TUESDAY	WEEKLY TREND	MTD AVERAGE
BALTIC / UKC 15KT	17'444,0	18'044,0	▲	17777,7
BALTIC / UKC 12KT	14'818,0	15'295,0	▲	15081,3
BALTIC / UKC 6KT	7'343,0	7'687,0	▲	7535,7

SMALL TANKERS - AFRICA

CPP

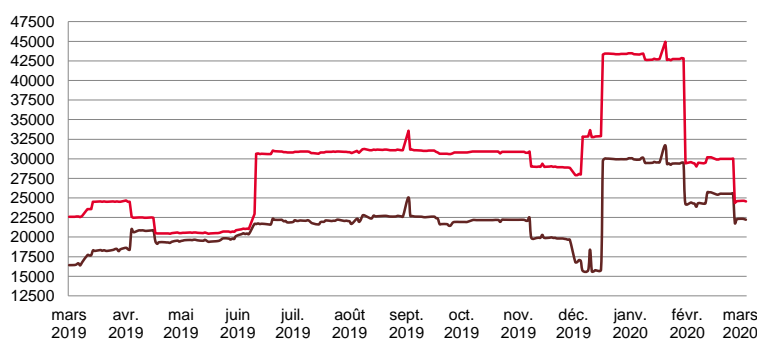
LUMPSUM (000's US\$)



	TODAY	TUESDAY	WEEKLY TREND	MTD AVERAGE
XWAF 15kT	230'000,0	230'000,0	▼	230000,0
XWAF 10kT	150'000,0	150'000,0	▼	150000,0

For detailed information, visit our website :
Riverlake Online Timecharter Equivalent Calculation :
<http://www.riverlake.ch/en/utilities/rtcalc.php>

TIME CHARTER EQUIVALENT (\$/DAY)



	TODAY	TUESDAY	WEEKLY TREND	MTD AVERAGE
XWAF 15kT	22'221,0	22'301,0	▼	22288,3
XWAF 10kT	24'555,0	24'635,0	▼	24613,3

For other RTI's, fixture reports, analysis and forecasts go to www.riverlake.ch.

Disclaimer:
This report has been prepared by Riverlake Shipping S.A. The rates contained herein are indicative only. Rate indications are as of the date of publication and are subject to change without notice. Riverlake Shipping S.A. does not assume any liability or responsibility for the correctness or completeness of the information contained herein. The above report is Copyright of Riverlake Shipping S.A. No unauthorised reproduction or redistribution without permission from Riverlake Shipping S.A.