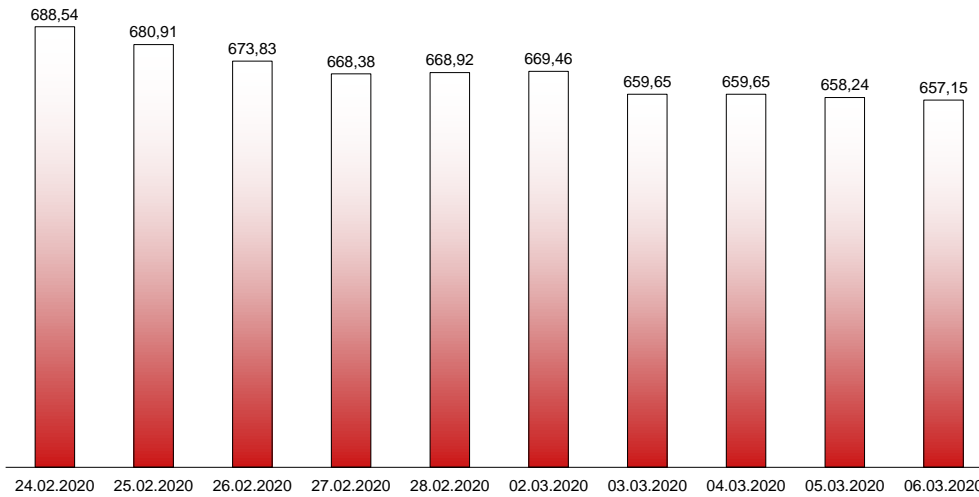


06.03.2020

RIVERLAKE european TANKER INDEX (ReTI)*



ReTI values

Max	24.07.08	1372,70
Today		657,15
Min	28.04.09	431,82

ReTI trends

daily	-1,09
avg last decade	-32,61
avg last 30 days	-174,08

ReTI since May 2007



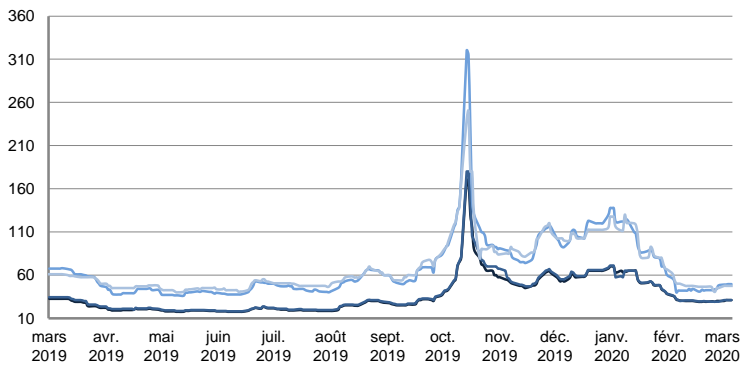
* The Riverlake european Tanker Index (ReTI) is a composite index. All main European tanker movements are represented being six crude oil tanker routes, six clean petroleum products tanker routes and five dirty petroleum tanker routes. The oil tanker stems represented are between 6'000 MT to 135'000 MT. It covers all regions in Europe including the North Sea, Baltic Sea, UKContinent, Mediterranean and Black Sea.

RIVERLAKE TANKER INDEX (RTI)

CRUDE OIL TANKERS

VLCC

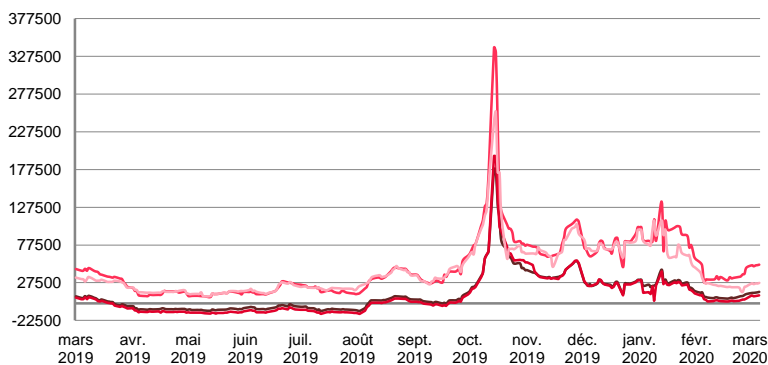
WORLDSCALE



	TODAY	THURSDAY	WEEKLY TREND	MTD AVERAGE
AG / USG 280kT	31,0	31,0	▲	30,8
AG / UKC 280kT	31,0	31,0	■	31,0
AG / EAST 270kT	49,5	49,5	▲	49,3
WAF / USG 260kT	47,5	47,5	▼	47,5

For detailed information, visit our website :
Riverlake Online Timecharter Equivalent Calculation :
<http://www.riverlake.ch/en/utilities/rticalc.php>

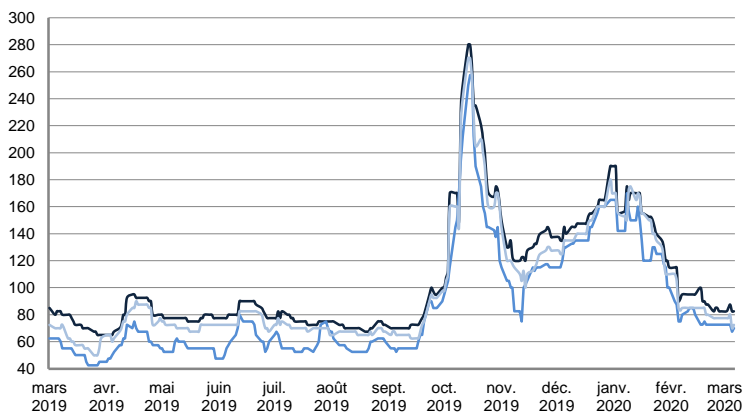
TIME CHARTER EQUIVALENT (\$/DAY)



	TODAY	THURSDAY	WEEKLY TREND	MTD AVERAGE
AG / USG 280kT	15'323,0	14'680,0	▲	14450,4
AG / UKC 280kT	10'771,0	10'130,0	▲	10189,0
AG / EAST 270kT	51'385,0	50'733,0	▲	50453,2
WAF / USG 260kT	27'207,0	26'347,0	▲	26468,4

SUEZMAX

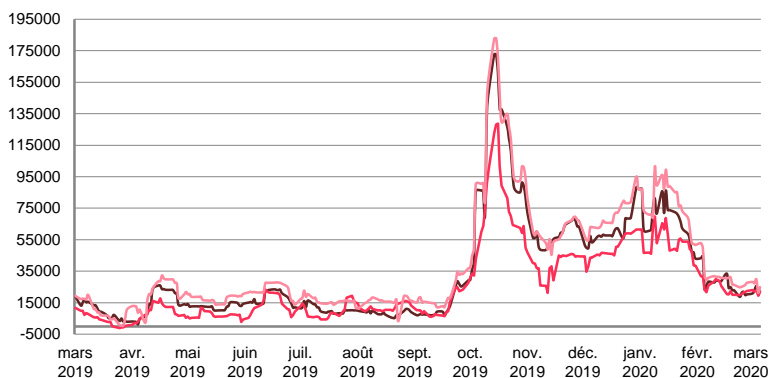
WORLDSCALE



	TODAY	THURSDAY	WEEKLY TREND	MTD AVERAGE
—BSEA / MED 135KT	82,5	82,5	▼	84,0
—WAF / USG 130KT	70,0	67,5	▼	47,5
—XMED 135KT	72,5	70,0	▼	75,5

For detailed information, visit our website :
Riverlake Online Timecharter Equivalent Calculation :
<http://www.riverlake.ch/en/utilities/rticalc.php>

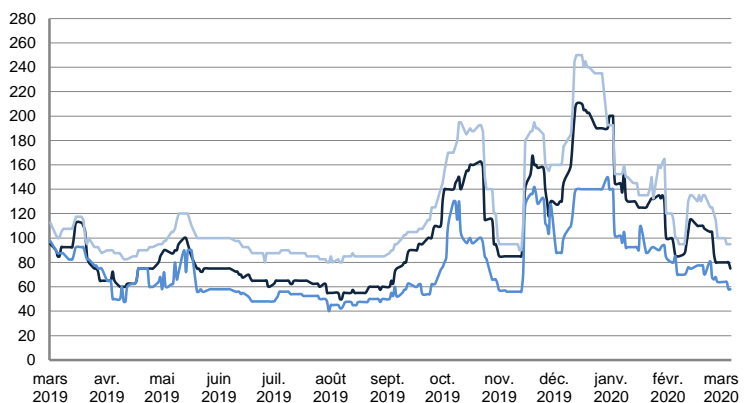
TIME CHARTER EQUIVALENT (\$/DAY)



	TODAY	THURSDAY	WEEKLY TREND	MTD AVERAGE
—BSEA / MED 135KT	22'258,0	21'542,0	▼	22662,0
—WAF / USG 130KT	21'726,0	19'384,0	▼	21845,6
—XMED 135KT	24'886,0	21'386,0	▼	26342,0

AFRAMAX

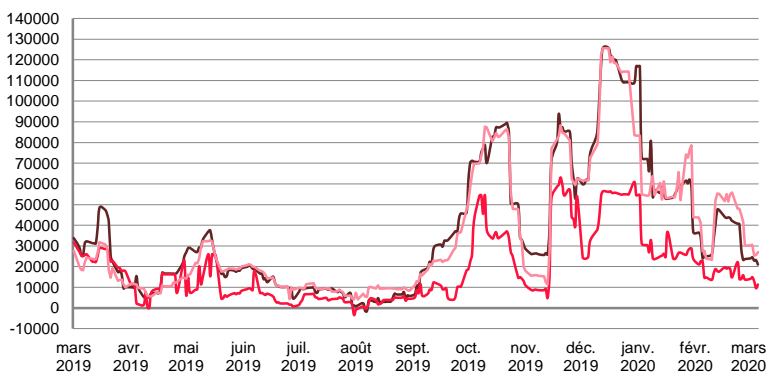
WORLDSCALE



	TODAY	THURSDAY	WEEKLY TREND	MTD AVERAGE
—BALTIC / UKC 100KT	75,0	80,0	▼	79,0
—BALTIC / STATES 100KT	58,0	58,0	▼	61,6
—NSEA / UKC 80KT	95,0	95,0	▼	97,0

For detailed information, visit our website :
Riverlake Online Timecharter Equivalent Calculation :
<http://www.riverlake.ch/en/utilities/rticalc.php>

TIME CHARTER EQUIVALENT (\$/DAY)

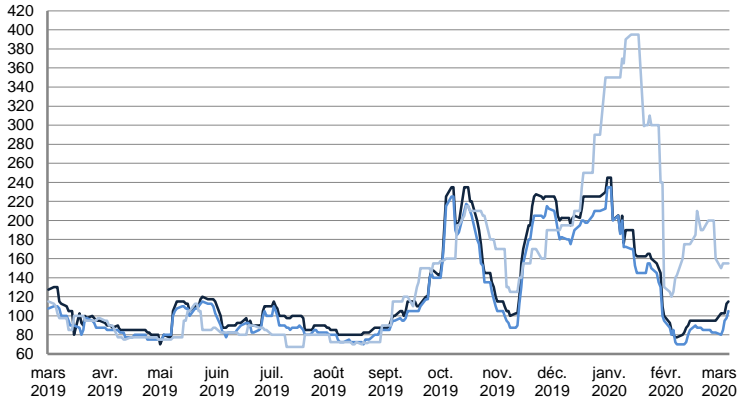


	TODAY	THURSDAY	WEEKLY TREND	MTD AVERAGE
—BALTIC / UKC 100KT	21'022,0	23'197,0	▼	23121,8
—BALTIC / STATES 100KT	11'336,0	9'532,0	▼	12564,4
—NSEA / UKC 80KT	27'061,0	25'718,0	▼	27782,4

CRUDE OIL TANKERS

AFRAMAX

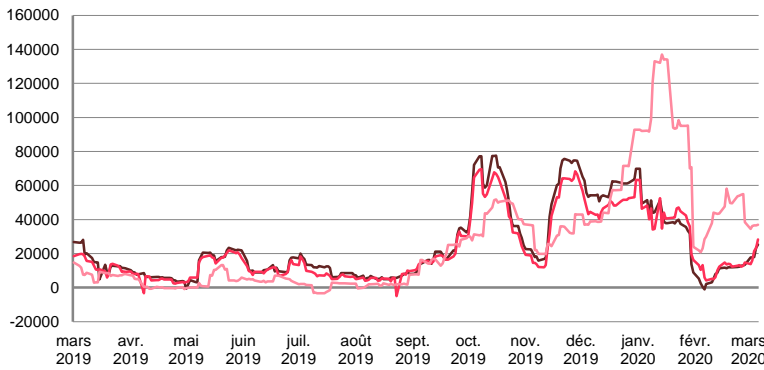
WORLDSCALE



	TODAY	THURSDAY	WEEKLY TREND	MTD AVERAGE
—BSEA / MED 80KT	115,0	112,5	▲	107,0
—XMED 80KT	105,0	97,5	▲	92,5
—CAR / USA 70KT	155,0	155,0	▼	154,0

For detailed information, visit our website :
Riverlake Online Timecharter Equivalent Calculation :
<http://www.riverlake.ch/en/utilities/rticalc.php>

TIME CHARTER EQUIVALENT (\$/DAY)

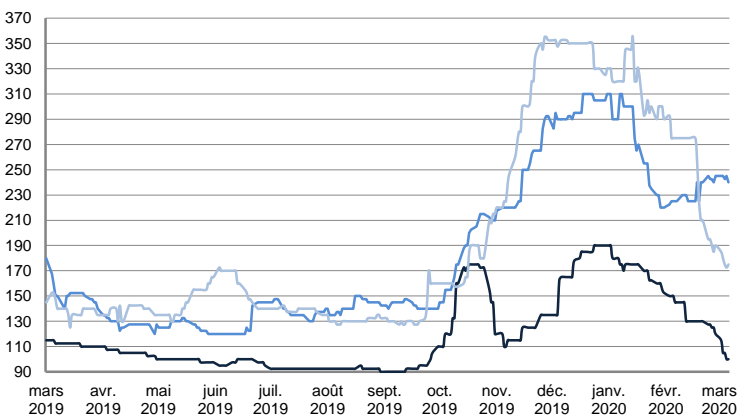


	TODAY	THURSDAY	WEEKLY TREND	MTD AVERAGE
—BSEA / MED 80KT	25'193,0	23'321,0	▲	20368,2
—XMED 80KT	28'310,0	23'191,0	▲	20531,0
—CAR / USA 70KT	36'895,0	36'481,0	▼	36113,2

PRODUCT TANKERS

DPP

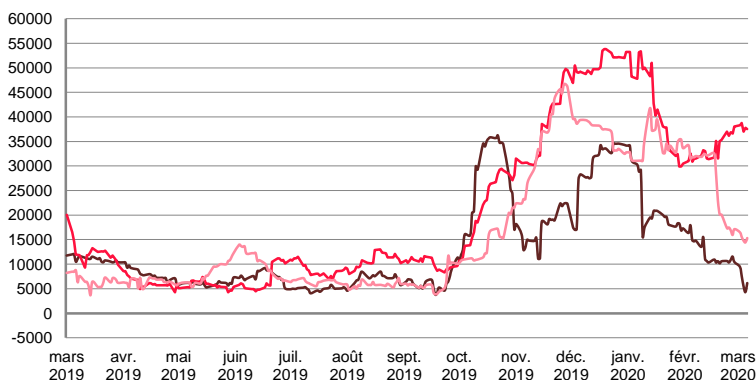
WORLDSCALE



	TODAY	THURSDAY	WEEKLY TREND	MTD AVERAGE
—BALTIC / STATES 55KT	100,0	100,0	▼	105,0
—BALTIC / UKC 30KT	240,0	245,0	▲	243,5
—BSEA / MED 30KT	175,0	172,5	▼	177,5

For detailed information, visit our website :
Riverlake Online Timecharter Equivalent Calculation :
<http://www.riverlake.ch/en/utilities/rticalc.php>

TIME CHARTER EQUIVALENT (\$/DAY)

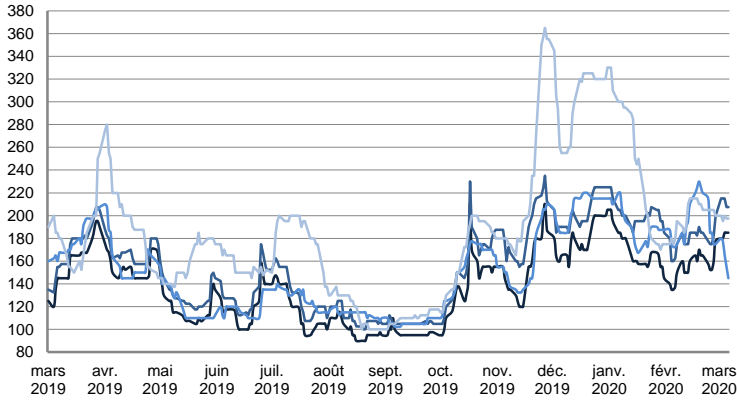


	TODAY	THURSDAY	WEEKLY TREND	MTD AVERAGE
—BALTIC / STATES 55KT	6'151,0	4'298,0	▼	6573,8
—BALTIC / UKC 30KT	37'542,0	37'749,0	▲	37859,8
—BSEA / MED 30KT	15'314,0	14'419,0	▼	15302,6

PRODUCT TANKERS

CPP

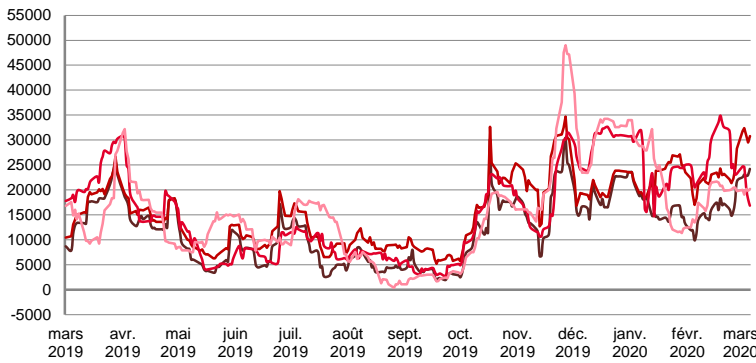
WORLDSCALE



	TODAY	THURSDAY	WEEKLY TREND	MTD AVERAGE
—UKC / STATES 37kT	185,0	185,0	▲	183,0
—UKC / WAF 33kT	207,5	207,5	▲	212,0
—BALTIC / UKC 30kT	145,0	155,0	▼	164,5
—BSEA / MED 30kT	197,5	197,5	▼	198,0

For detailed information, visit our website :
Riverlake Online Timecharter Equivalent Calculation :
<http://www.riverlake.ch/en/utilities/rticalc.php>

TIME CHARTER EQUIVALENT (\$/DAY)

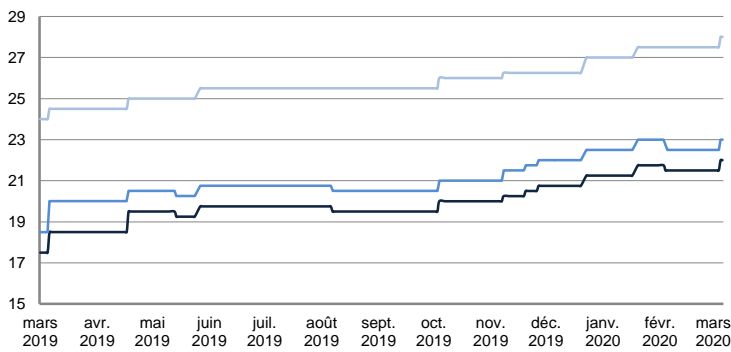


	TODAY	THURSDAY	WEEKLY TREND	MTD AVERAGE
—UKC / STATES 37kT	24'211,0	22'968,0	▲	23122,8
—UKC / WAF 33kT	30'767,0	29'490,0	▲	31076,0
—BALTIC / UKC 30kT	16'839,0	18'200,0	▼	20942,0
—BSEA / MED 30kT	20'230,0	19'840,0	▼	19865,2

SMALL TANKERS

DPP

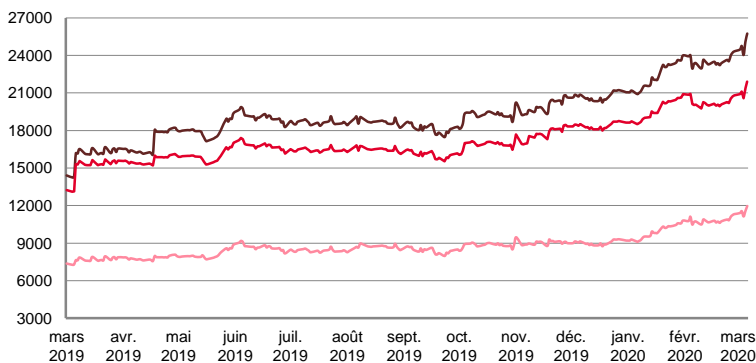
\$/T



	TODAY	THURSDAY	WEEKLY TREND	MTD AVERAGE
—BALTIC / UKC 15kT	22,0	22,0	▬	21,7
—BALTIC / UKC 12kT	23,0	23,0	▬	22,7
—BALTIC / UKC 6kT	28,0	28,0	▬	27,7

For detailed information, visit our website :
Riverlake Online Timecharter Equivalent Calculation :
<http://www.riverlake.ch/en/utilities/rticalc.php>

TIME CHARTER EQUIVALENT (\$/DAY)

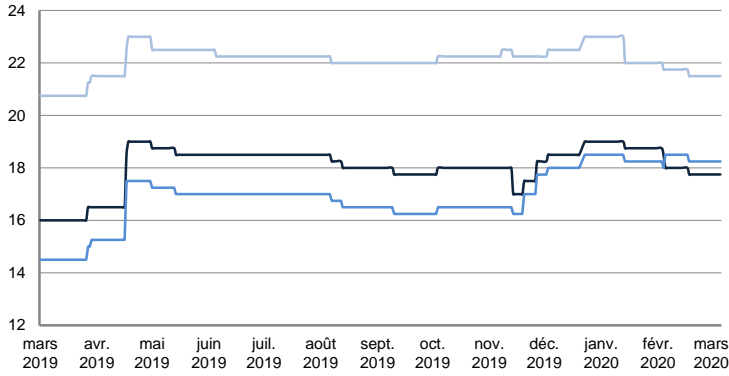


	TODAY	THURSDAY	WEEKLY TREND	MTD AVERAGE
—BALTIC / UKC 15kT	25'750,0	25'094,0	▲	24820,4
—BALTIC / UKC 10kT	21'899,0	21'395,0	▲	21183,2
—BALTIC / UKC 6kT	11'964,0	11'565,0	▲	11522,6

SMALL TANKERS

CPP

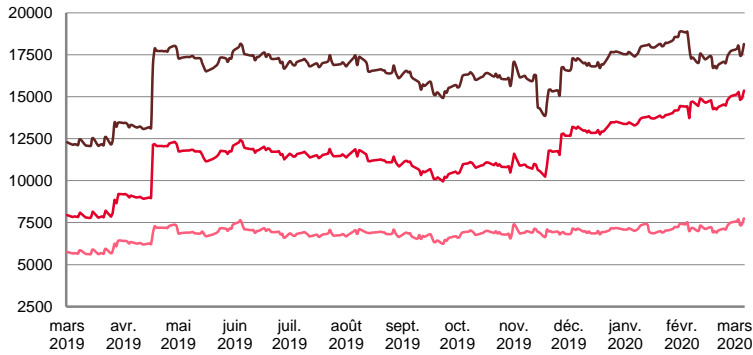
\$ / T



	TODAY	THURSDAY	WEEKLY TREND	MTD AVERAGE
BALTIC / UKC 15kT	17,8	17,8	▼	17,8
BALTIC / UKC 12kT	18,3	18,3	▼	18,3
BALTIC / UKC 6kT	21,5	21,5	▼	21,5

For detailed information, visit our website :
Riverlake Online Timecharter Equivalent Calculation :
<http://www.riverlake.ch/en/utilities/rticalc.php>

TIME CHARTER EQUIVALENT (\$/DAY)

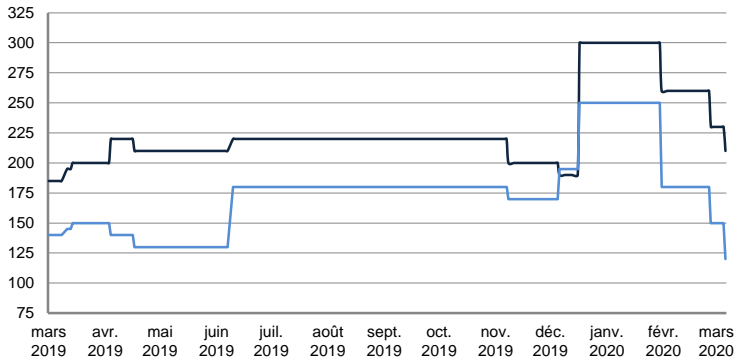


	TODAY	THURSDAY	WEEKLY TREND	MTD AVERAGE
BALTIC / UKC 15kT	18'139,0	17'560,0	▲	17806,4
BALTIC / UKC 12kT	15'360,0	14'905,0	▲	15101,8
BALTIC / UKC 6kT	7'749,0	7'414,0	▲	7554,0

SMALL TANKERS - AFRICA

CPP

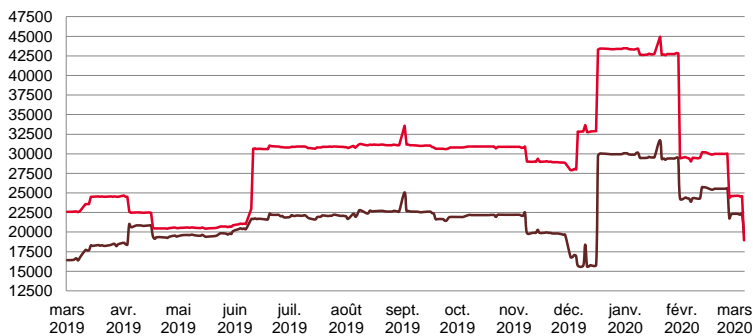
LUMPSUM (000's US\$)



	TODAY	THURSDAY	WEEKLY TREND	MTD AVERAGE
XWAF 15kT	210'000,0	230'000,0	▼	226000,0
XWAF 10kT	120'000,0	150'000,0	▼	144000,0

For detailed information, visit our website :
Riverlake Online Timecharter Equivalent Calculation :
<http://www.riverlake.ch/en/utilities/rticalc.php>

TIME CHARTER EQUIVALENT (\$/DAY)



	TODAY	THURSDAY	WEEKLY TREND	MTD AVERAGE
XWAF 15kT	19'875,0	22'391,0	▼	21826,2
XWAF 10kT	18'943,0	24'612,0	▼	23479,0

For other RTI's, fixture reports, analysis and forecasts go to www.riverlake.ch.

Disclaimer:
This report has been prepared by Riverlake Shipping S.A. The rates contained herein are indicative only. Rate indications are as of the date of publication and are subject to change without notice. Riverlake Shipping S.A. does not assume any liability or responsibility for the correctness or completeness of the information contained herein. The above report is Copyright of Riverlake Shipping S.A. No unauthorised reproduction or redistribution without permission from Riverlake Shipping S.A.