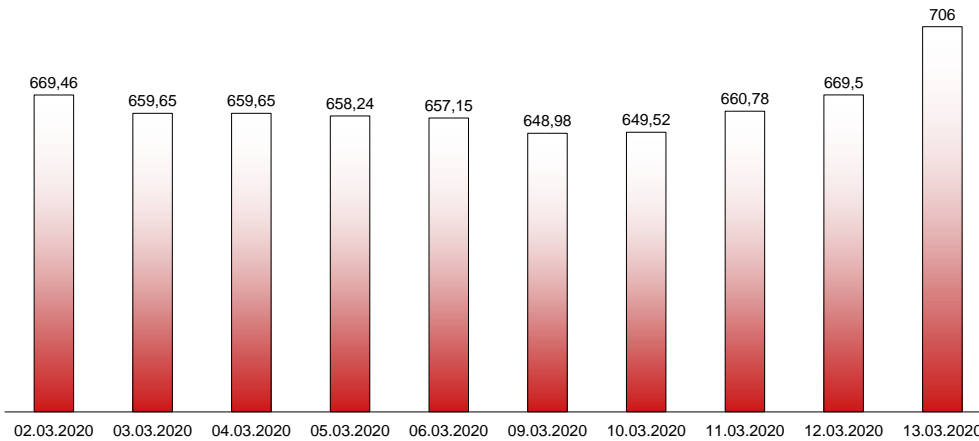


13.03.2020

RIVERLAKE european TANKER INDEX (ReTI)*



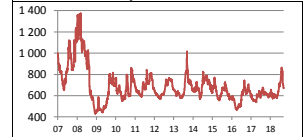
ReTI values

Max	24.07.08	1372,70
Today		706,00
Min	28.04.09	431,82

ReTI trends

daily	36,50
avg last decade	-28,94
avg last 30 days	-159,74

ReTI since May 2007



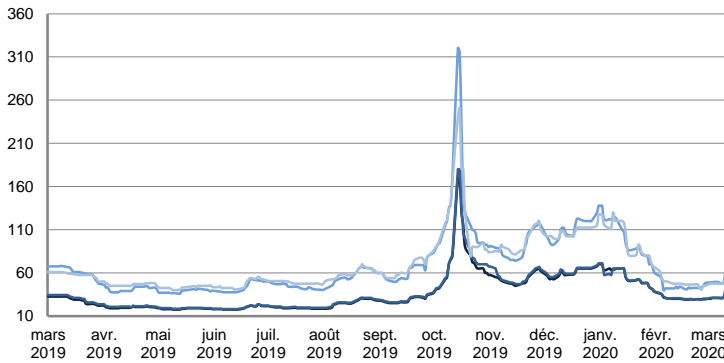
* The Riverlake european Tanker Index (ReTI) is a composite index. All main European tanker movements are represented being six crude oil tanker routes, six clean petroleum products tanker routes and five dirty petroleum tanker routes. The oil tanker stems represented are between 6'000 MT to 135'000 MT. It covers all regions in Europe including the North Sea, Baltic Sea, UKContinent, Mediterranean and Black Sea.

RIVERLAKE TANKER INDEX (RTI)

CRUDE OIL TANKERS

VLCC

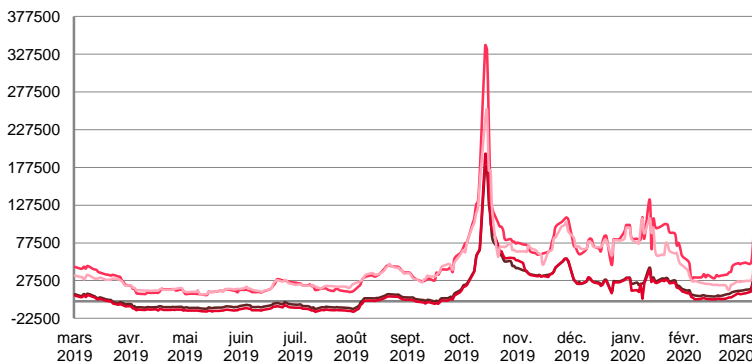
WORLDSCALE



	TODAY	THURSDAY	WEEKLY TREND	MTD AVERAGE
AG / USG 280kT	130,0	95,0	▲	50,4
AG / UKC 280kT	130,0	95,0	▲	50,5
AG / EAST 270kT	190,0	170,0	▲	80,2
WAF / USG 260kT	165,0	148,0	▲	73,1

For detailed information, visit our website :
Riverlake Online Timecharter Equivalent Calculation :
<http://www.riverlake.ch/en/utilities/rticalc.php>

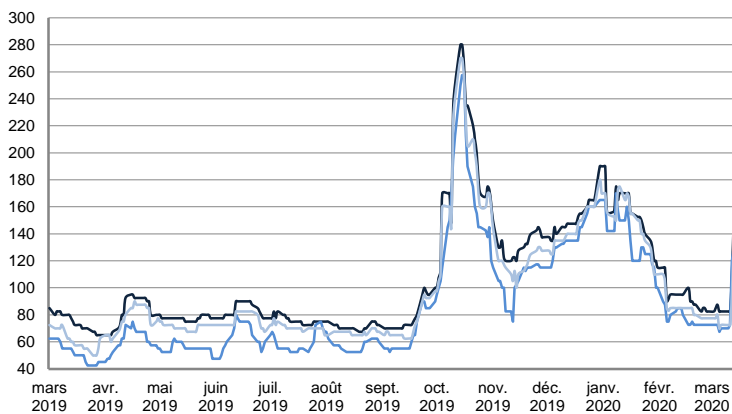
TIME CHARTER EQUIVALENT (\$/DAY)



	TODAY	THURSDAY	WEEKLY TREND	MTD AVERAGE
AG / USG 280kT	165 300,0	113 071,0	▲	45462,0
AG / UKC 280kT	167 069,0	112 606,0	▲	42291,8
AG / EAST 270kT	298 501,0	262 615,0	▲	106076,3
WAF / USG 260kT	191 150,0	167 097,0	▲	62670,8

SUEZMAX

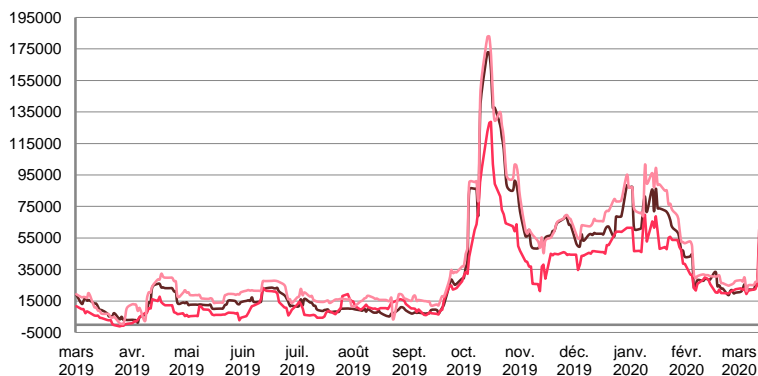
WORLDSCALE



	TODAY	THURSDAY	WEEKLY TREND	MTD AVERAGE
—BSEA / MED 135kT	150,0	110,0	▼	92,8
—WAF / USG 130kT	130,0	120,0	▲	73,1
—XMED 135kT	140,0	95,0	▼	83,0

For detailed information, visit our website :
Riverlake Online Timecharter Equivalent Calculation :
<http://www.riverlake.ch/en/utilities/rtcalc.php>

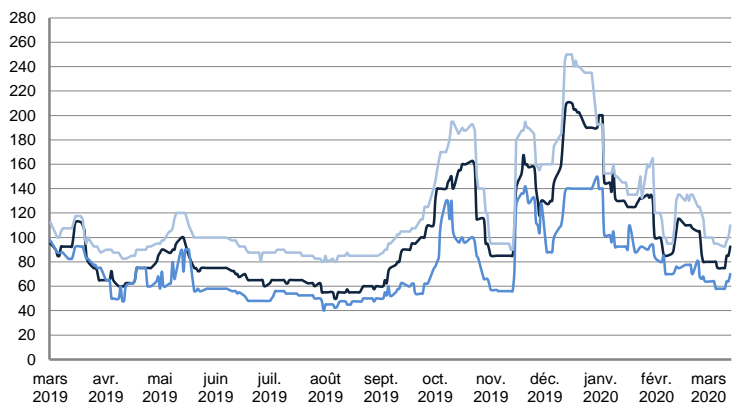
TIME CHARTER EQUIVALENT (\$/DAY)



	TODAY	THURSDAY	WEEKLY TREND	MTD AVERAGE
—BSEA / MED 135kT	83 862,0	49 036,0	▲	31911,1
—WAF / USG 130kT	68 308,0	60 354,0	▲	30828,8
—XMED 135kT	88 671,0	47 998,0	▲	34848,8

AFRAMAX

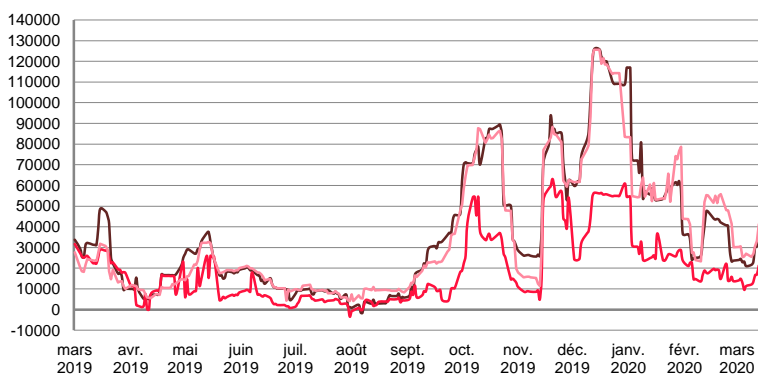
WORLDSCALE



	TODAY	THURSDAY	WEEKLY TREND	MTD AVERAGE
—BALTIC / UKC 100kT	92,5	85,0	▼	80,8
—BALTIC / STATES 100kT	70,0	64,0	▼	62,2
—NSEA / UKC 80kT	110,0	100,0	▼	97,8

For detailed information, visit our website :
Riverlake Online Timecharter Equivalent Calculation :
<http://www.riverlake.ch/en/utilities/rtcalc.php>

TIME CHARTER EQUIVALENT (\$/DAY)

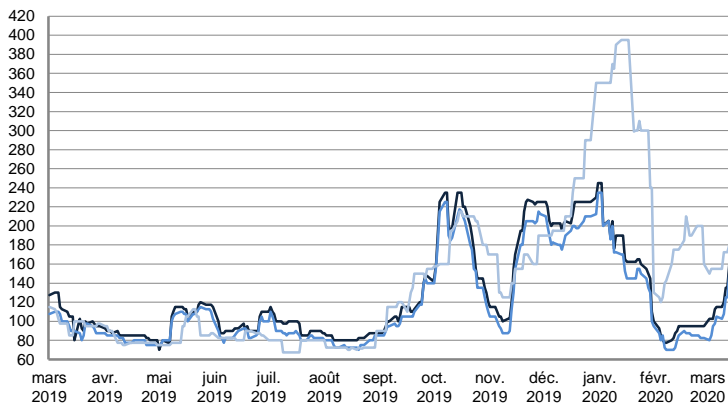


	TODAY	THURSDAY	WEEKLY TREND	MTD AVERAGE
—BALTIC / UKC 100kT	36 729,0	30 637,0	▼	25784,2
—BALTIC / STATES 100kT	21 273,0	16 979,0	▼	14329,7
—NSEA / UKC 80kT	41 280,0	33 188,0	▼	29648,8

CRUDE OIL TANKERS

AFRAMAX

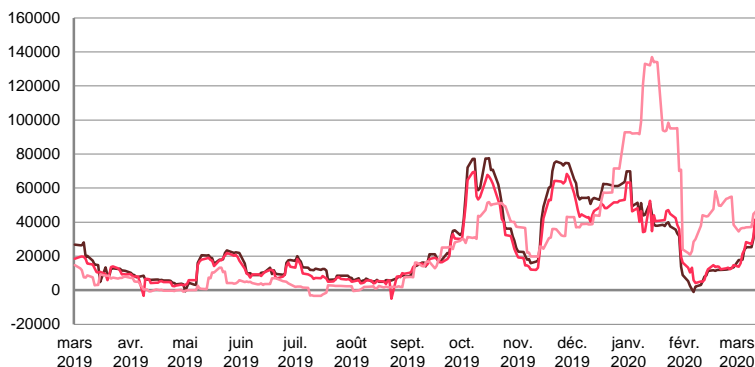
WORLDSCALE



	TODAY	THURSDAY	WEEKLY TREND	MTD AVERAGE
— BSEA / MED 80kT	160,0	135,0	▲	120,0
— XMED 80kT	150,0	125,0	▲	107,3
— CAR / USA 70kT	180,0	172,5	▼	162,3

For detailed information, visit our website :
Riverlake Online Timecharter Equivalent Calculation :
<http://www.riverlake.ch/en/utilities/rticalc.php>

TIME CHARTER EQUIVALENT (\$/DAY)

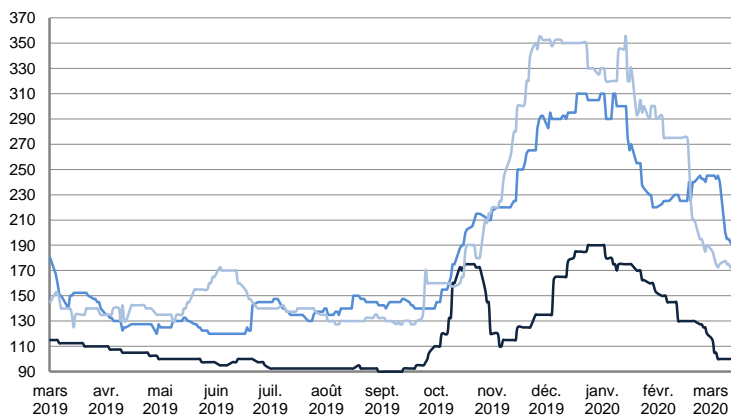


	TODAY	THURSDAY	WEEKLY TREND	MTD AVERAGE
— BSEA / MED 80kT	50 966,0	37 924,0	▲	28411,6
— XMED 80kT	55 186,0	41 402,0	▲	29935,8
— CAR / USA 70kT	51 041,0	47 176,0	▼	40650,9

PRODUCT TANKERS

DPP

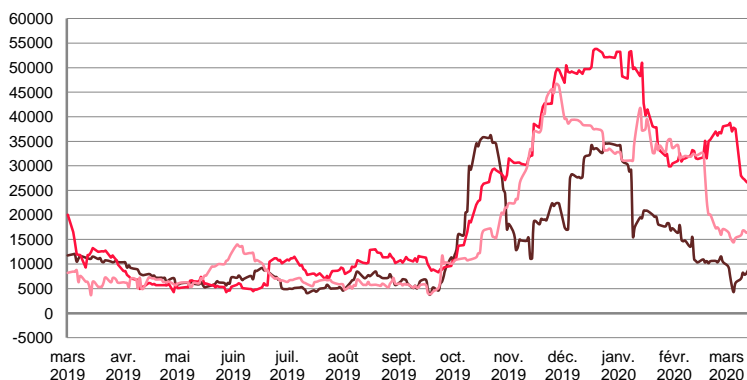
WORLDSCALE



	TODAY	THURSDAY	WEEKLY TREND	MTD AVERAGE
— BALTIC / STATES 55kT	100,0	100,0	▼	102,5
— BALTIC / UKC 30kT	190,0	192,5	▼	219,0
— BSEA / MED 30kT	172,5	172,5	▼	176,0

For detailed information, visit our website :
Riverlake Online Timecharter Equivalent Calculation :
<http://www.riverlake.ch/en/utilities/rticalc.php>

TIME CHARTER EQUIVALENT (\$/DAY)

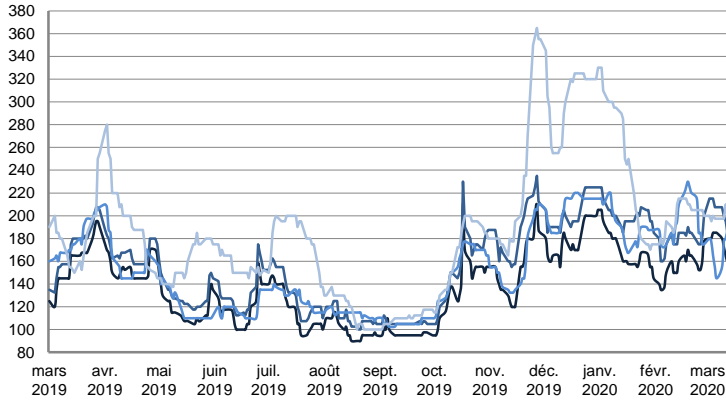


	TODAY	THURSDAY	WEEKLY TREND	MTD AVERAGE
— BALTIC / STATES 55kT	8 793,0	8 097,0	▼	7282,7
— BALTIC / UKC 30kT	26 520,0	26 778,0	▼	32524,3
— BSEA / MED 30kT	16 518,0	16 361,0	▼	15883,3

PRODUCT TANKERS

CPP

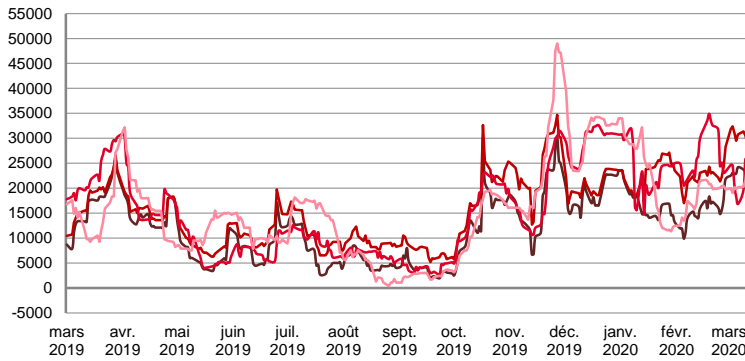
WORLDSCALE



	TODAY	THURSDAY	WEEKLY TREND	MTD AVERAGE
—UKC / STATES 37kT	165,0	160,0	▲	175,8
—UKC / WAF 33kT	195,0	185,0	▲	204,3
—BALTIC / UKC 30kT	195,0	187,5	▼	171,8
—BSEA / MED 30kT	205,0	200,0	▼	200,0

For detailed information, visit our website :
Riverlake Online Timecharter Equivalent Calculation :
<http://www.riverlake.ch/en/utilities/rticalc.php>

TIME CHARTER EQUIVALENT (\$/DAY)

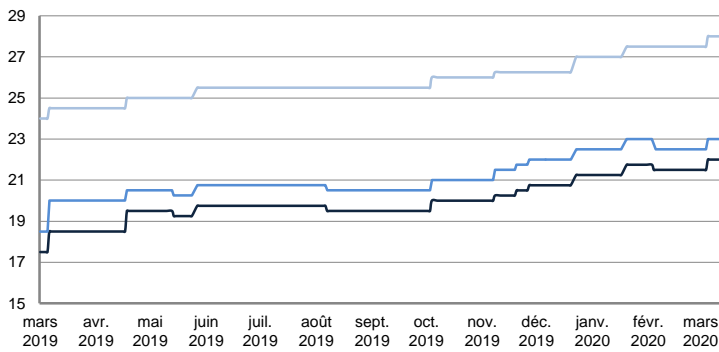


	TODAY	THURSDAY	WEEKLY TREND	MTD AVERAGE
—UKC / STATES 37kT	21 643,0	20 095,0	▲	22493,9
—UKC / WAF 33kT	29 867,0	27 217,0	▲	30360,3
—BALTIC / UKC 30kT	30 235,0	28 081,0	▼	23458,6
—BSEA / MED 30kT	23 250,0	22 143,0	▼	21064,3

SMALL TANKERS

DPP

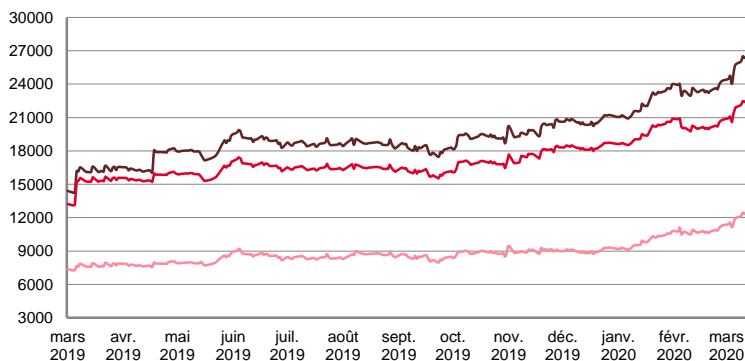
\$ / T



	TODAY	THURSDAY	WEEKLY TREND	MTD AVERAGE
—BALTIC / UKC 15kT	22,0	22,0	▬	21,9
—BALTIC / UKC 12kT	23,0	23,0	▬	22,9
—BALTIC / UKC 6kT	28,0	28,0	▬	27,9

For detailed information, visit our website :
Riverlake Online Timecharter Equivalent Calculation :
<http://www.riverlake.ch/en/utilities/rticalc.php>

TIME CHARTER EQUIVALENT (\$/DAY)

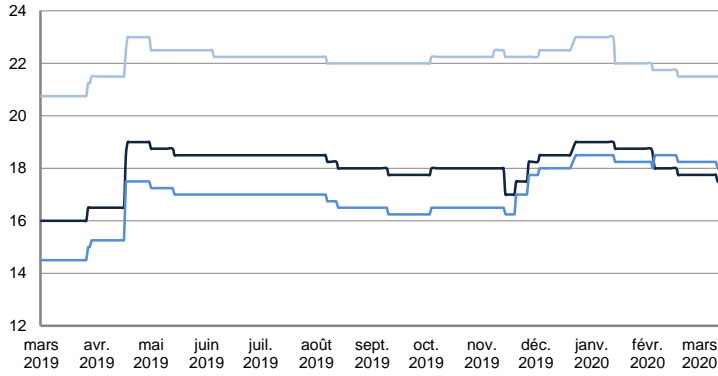


	TODAY	THURSDAY	WEEKLY TREND	MTD AVERAGE
—BALTIC / UKC 15kT	26 710,0	26 482,0	▲	25620,7
—BALTIC / UKC 10kT	22 661,0	22 501,0	▲	21808,4
—BALTIC / UKC 6kT	12 574,0	12 452,0	▲	11957,5

SMALL TANKERS

CPP

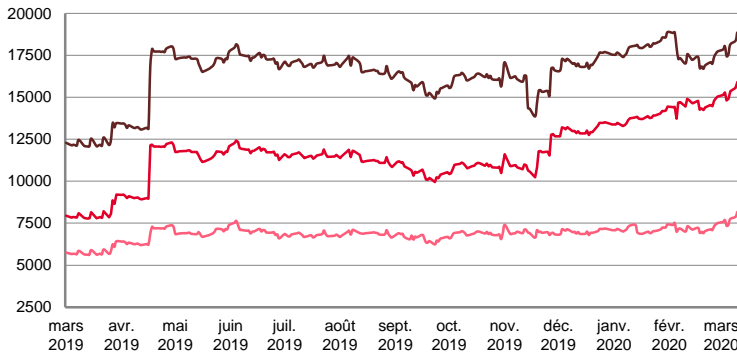
\$ / T



	TODAY	THURSDAY	WEEKLY TREND	MTD AVERAGE
BALTIC / UKC 15KT	17,5	17,5	▼	17,7
BALTIC / UKC 12KT	18,0	18,0	▼	18,2
BALTIC / UKC 6KT	21,5	21,5	▼	21,5

For detailed information, visit our website :
Riverlake Online Timecharter Equivalent Calculation :
<http://www.riverlake.ch/en/utilities/rticalc.php>

TIME CHARTER EQUIVALENT (\$/DAY)

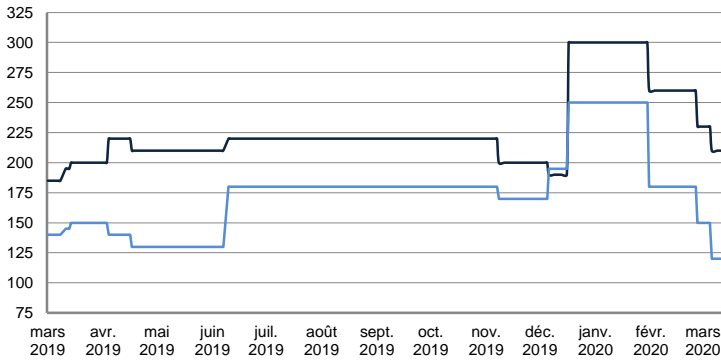


	TODAY	THURSDAY	WEEKLY TREND	MTD AVERAGE
BALTIC / UKC 15KT	18 570,0	18 411,0	▲	18149,5
BALTIC / UKC 12KT	15 703,0	15 572,0	▲	15370,5
BALTIC / UKC 6KT	8 284,0	8 197,0	▲	7840,2

SMALL TANKERS - AFRICA

CPP

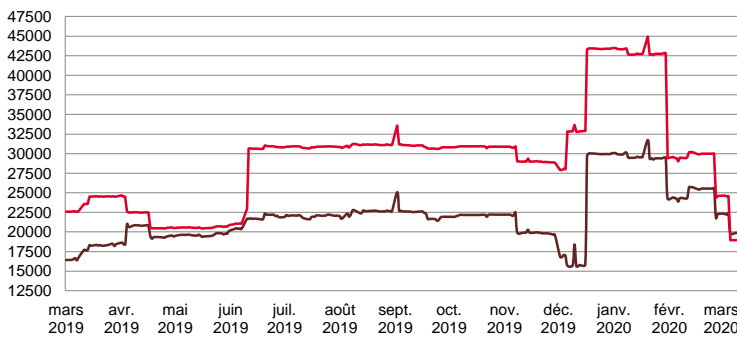
LUMPSUM (000's US\$)



	TODAY	THURSDAY	WEEKLY TREND	MTD AVERAGE
XWAF 15kT	210 000,0	210 000,0	▼	218000,0
XWAF 10kT	120 000,0	120 000,0	▼	132000,0

For detailed information, visit our website :
Riverlake Online Timecharter Equivalent Calculation :
<http://www.riverlake.ch/en/utilities/rticalc.php>

TIME CHARTER EQUIVALENT (\$/DAY)



	TODAY	THURSDAY	WEEKLY TREND	MTD AVERAGE
XWAF 15kT	20 035,0	20 035,0	▼	20868,9
XWAF 10kT	18 905,0	18 905,0	▼	21189,5

For other RTI's, fixture reports, analysis and forecasts go to www.riverlake.ch.

Disclaimer:
This report has been prepared by Riverlake Shipping S.A. The rates contained herein are indicative only. Rate indications are as of the date of publication and are subject to change without notice. Riverlake Shipping S.A. does not assume any liability or responsibility for the correctness or completeness of the information contained herein. The above report is Copyright of Riverlake Shipping S.A. No unauthorised reproduction or redistribution without permission from Riverlake Shipping S.A.