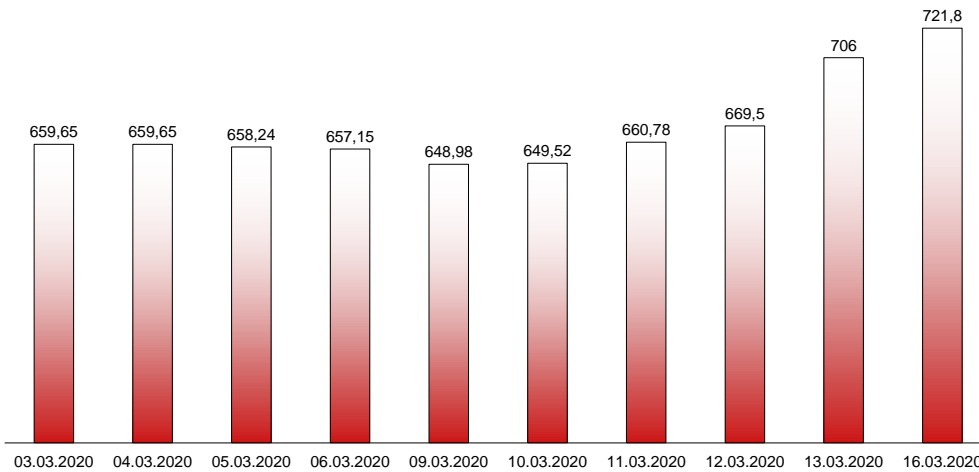


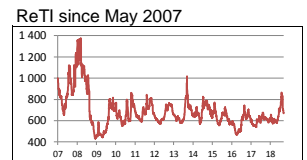
16.03.2020

**RIVERLAKE european TANKER INDEX (ReTI)\***



ReTI values		
Max	24.07.08	1372,70
Today		721,80
Min	28.04.09	431,82

ReTI trends		
daily		15,80
avg last decade		-19,36
avg last 30 days		-152,40



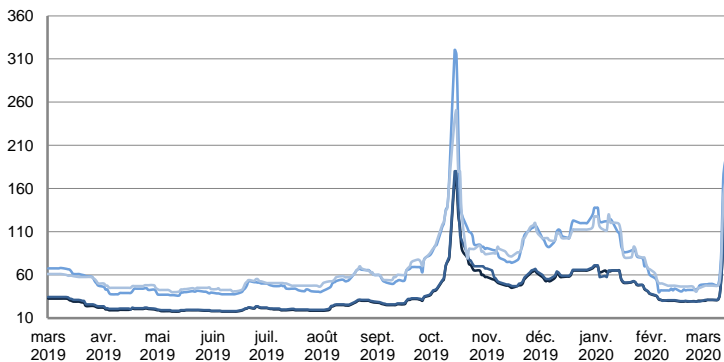
\* The Riverlake european Tanker Index (ReTI) is a composite index. All main European tanker movements are represented being six crude oil tanker routes, six clean petroleum products tanker routes and five dirty petroleum tanker routes. The oil tanker stems represented are between 6'000 MT to 135'000 MT. It covers all regions in Europe including the North Sea, Baltic Sea, UKContinent, Mediterranean and Black Sea.

**RIVERLAKE TANKER INDEX (RTI)**

**CRUDE OIL TANKERS**

**VLCC**

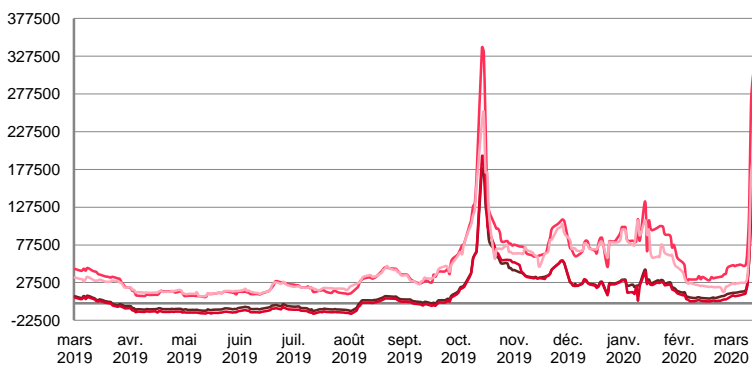
**WORLDSCALE**



	TODAY	FRIDAY	WEEKLY TREND	MTD AVERAGE
AG / USG 280kT	202,5	130,0	▲	64,2
AG / UKC 280kT	202,5	130,0	▲	64,3
AG / EAST 270kT	220,0	190,0	▲	92,9
WAF / USG 260kT	197,5	165,0	▲	84,4

For detailed information, visit our website :  
Riverlake Online Timecharter Equivalent Calculation :  
<http://www.riverlake.ch/en/utilities/rticalc.php>

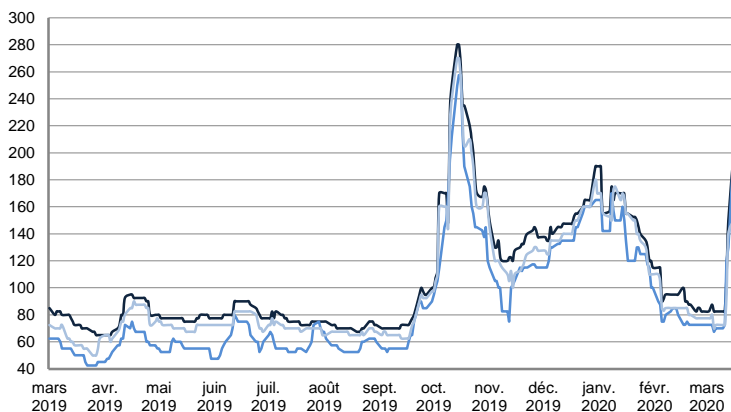
**TIME CHARTER EQUIVALENT (\$/DAY)**



	TODAY	FRIDAY	WEEKLY TREND	MTD AVERAGE
AG / USG 280kT	274 184,0	165 300,0	▲	66254,9
AG / UKC 280kT	280 554,0	167 069,0	▲	63952,0
AG / EAST 270kT	354 230,0	298 501,0	▲	128635,7
WAF / USG 260kT	234 396,0	191 150,0	▲	78282,2

**SUEZMAX**

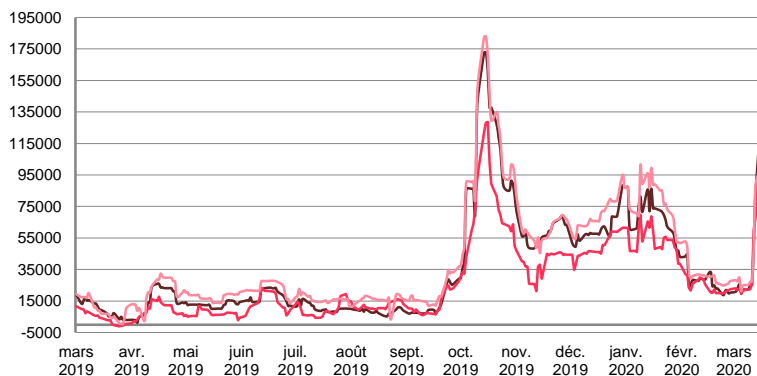
**WORLDSCALE**



	TODAY	FRIDAY	WEEKLY TREND	MTD AVERAGE
—BSEA / MED 135kT	200,0	150,0	▲	102,5
—WAF / USG 130kT	205,0	130,0	▲	84,4
—XMED 135kT	150,0	140,0	▲	89,1

For detailed information, visit our website :  
Riverlake Online Timecharter Equivalent Calculation :  
<http://www.riverlake.ch/en/utilities/rticalc.php>

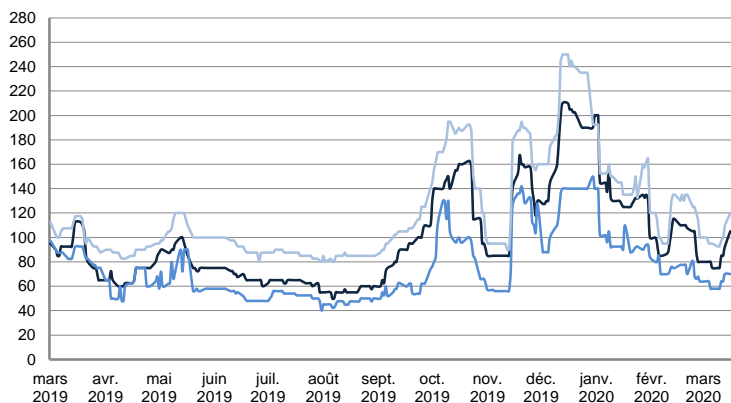
**TIME CHARTER EQUIVALENT (\$/DAY)**



	TODAY	FRIDAY	WEEKLY TREND	MTD AVERAGE
—BSEA / MED 135kT	128 652,0	83 862,0	▲	40705,7
—WAF / USG 130kT	119 217,0	68 308,0	▲	38864,1
—XMED 135kT	98 938,0	88 671,0	▲	40675,1

**AFRAMAX**

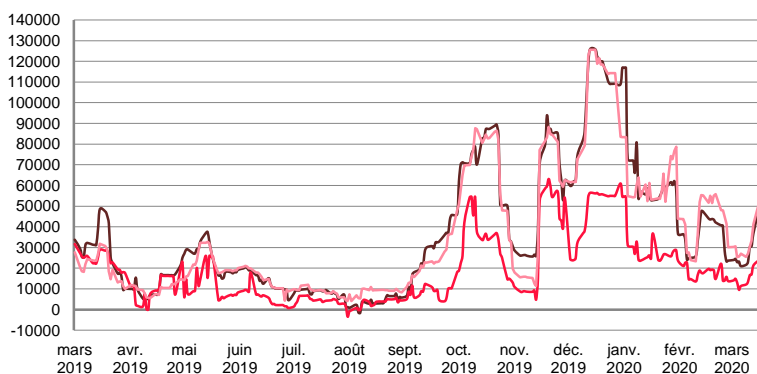
**WORLDSCALE**



	TODAY	FRIDAY	WEEKLY TREND	MTD AVERAGE
—BALTIC / UKC 100kT	105,0	92,5	▼	83,0
—BALTIC / STATES 100kT	70,0	70,0	▼	62,9
—NSEA / UKC 80kT	120,0	110,0	▼	99,8

For detailed information, visit our website :  
Riverlake Online Timecharter Equivalent Calculation :  
<http://www.riverlake.ch/en/utilities/rticalc.php>

**TIME CHARTER EQUIVALENT (\$/DAY)**



	TODAY	FRIDAY	WEEKLY TREND	MTD AVERAGE
—BALTIC / UKC 100kT	48 499,0	36 729,0	▼	27849,2
—BALTIC / STATES 100kT	23 836,0	21 273,0	▼	15193,9
—NSEA / UKC 80kT	51 260,0	41 280,0	▼	31613,5

CRUDE OIL TANKERS

AFRAMAX

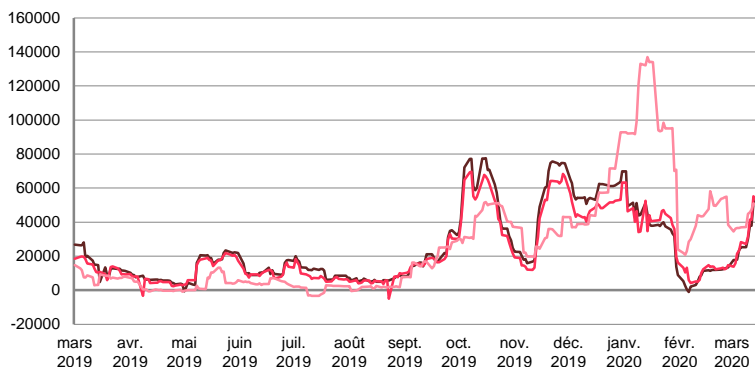
WORLDSCALE



	TODAY	FRIDAY	WEEKLY TREND	MTD AVERAGE
— BSEA / MED 80KT	165,0	160,0	▲	124,1
— XMED 80KT	140,0	150,0	▲	110,2
— CAR / USA 70KT	175,0	180,0	▼	163,4

For detailed information, visit our website :  
Riverlake Online Timecharter Equivalent Calculation :  
<http://www.riverlake.ch/en/utilities/rticalc.php>

TIME CHARTER EQUIVALENT (\$/DAY)

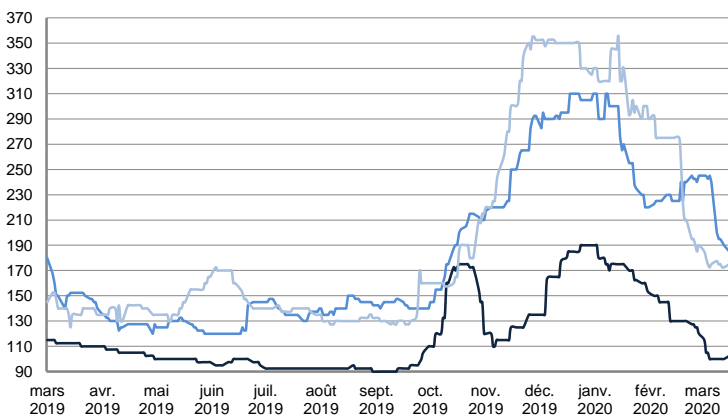


	TODAY	FRIDAY	WEEKLY TREND	MTD AVERAGE
— BSEA / MED 80KT	54 890,0	50 966,0	▲	30818,7
— XMED 80KT	50 836,0	55 186,0	▲	31835,8
— CAR / USA 70KT	48 857,0	51 041,0	▼	41396,9

PRODUCT TANKERS

DPP

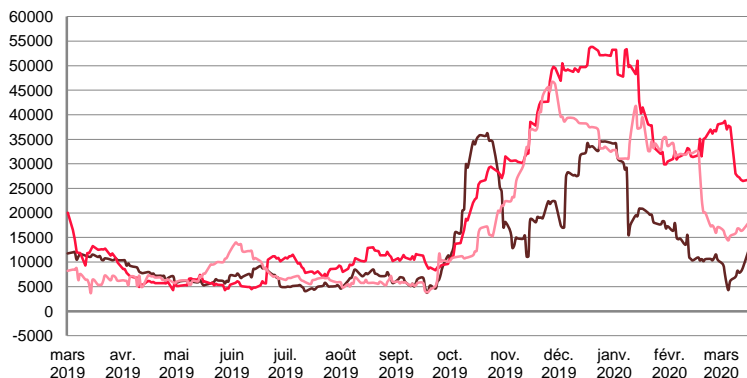
WORLDSCALE



	TODAY	FRIDAY	WEEKLY TREND	MTD AVERAGE
— BALTIC / STATES 55KT	102,5	100,0	▼	102,5
— BALTIC / UKC 30KT	185,0	190,0	▼	215,9
— BSEA / MED 30KT	175,0	172,5	▼	175,9

For detailed information, visit our website :  
Riverlake Online Timecharter Equivalent Calculation :  
<http://www.riverlake.ch/en/utilities/rticalc.php>

TIME CHARTER EQUIVALENT (\$/DAY)

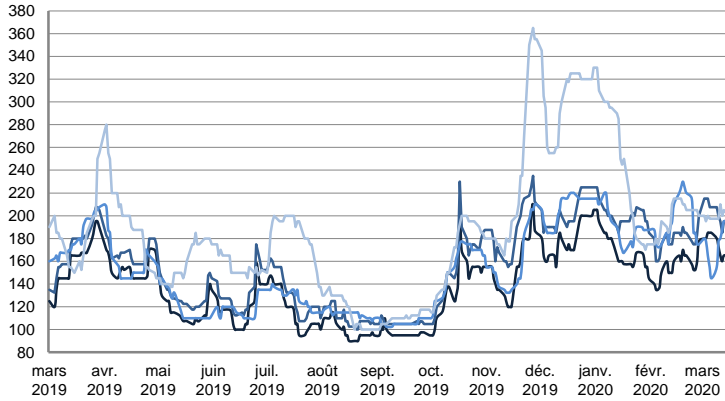


	TODAY	FRIDAY	WEEKLY TREND	MTD AVERAGE
— BALTIC / STATES 55KT	12 099,0	8 793,0	▼	7720,5
— BALTIC / UKC 30KT	26 755,0	26 520,0	▼	31999,8
— BSEA / MED 30KT	17 923,0	16 518,0	▼	16068,7

PRODUCT TANKERS

CPP

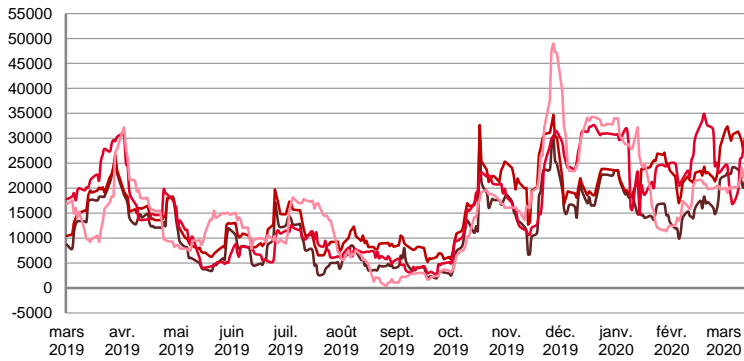
WORLDSCALE



	TODAY	FRIDAY	WEEKLY TREND	MTD AVERAGE
UKC / STATES 37kT	165,0	165,0	▲	174,8
UKC / WAF 33kT	195,0	195,0	▲	203,4
BALTIC / UKC 30kT	195,0	195,0	▼	173,9
BSEA / MED 30kT	200,0	205,0	▼	200,0

For detailed information, visit our website :  
Riverlake Online Timecharter Equivalent Calculation :  
<http://www.riverlake.ch/en/utilities/rticalc.php>

TIME CHARTER EQUIVALENT (\$/DAY)

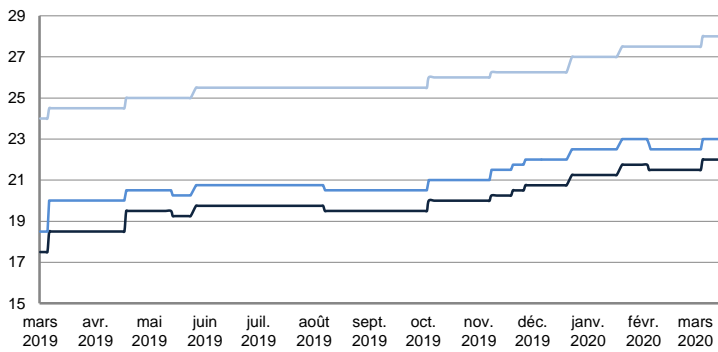


	TODAY	FRIDAY	WEEKLY TREND	MTD AVERAGE
UKC / STATES 37kT	23 396,0	21 643,0	▲	22575,9
UKC / WAF 33kT	31 654,0	29 867,0	▲	30477,9
BALTIC / UKC 30kT	31 684,0	30 235,0	▼	24206,4
BSEA / MED 30kT	23 157,0	23 250,0	▼	21254,5

SMALL TANKERS

DPP

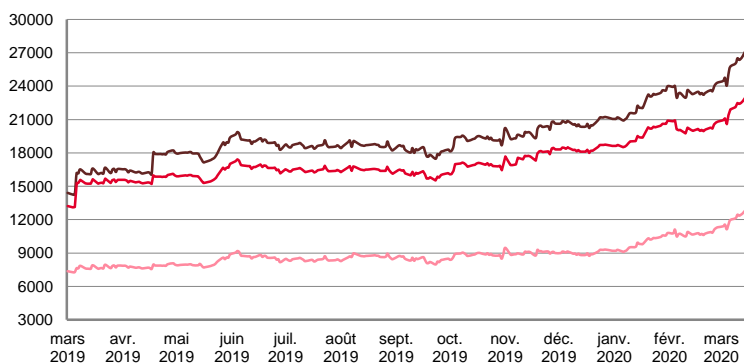
\$ / T



	TODAY	FRIDAY	WEEKLY TREND	MTD AVERAGE
BALTIC / UKC 15kT	22,0	22,0	▬	21,9
BALTIC / UKC 12kT	23,0	23,0	▬	22,9
BALTIC / UKC 6kT	28,0	28,0	▬	27,9

For detailed information, visit our website :  
Riverlake Online Timecharter Equivalent Calculation :  
<http://www.riverlake.ch/en/utilities/rticalc.php>

TIME CHARTER EQUIVALENT (\$/DAY)

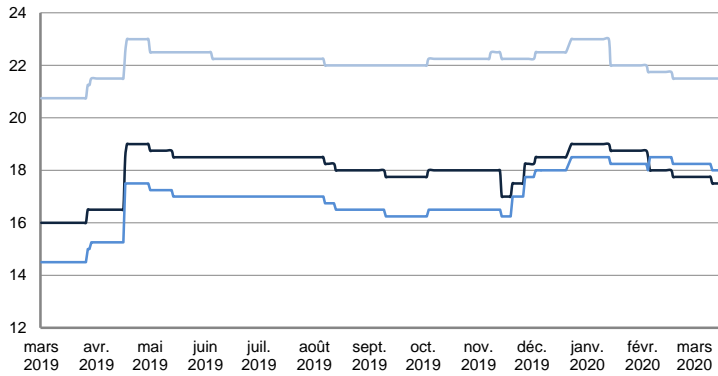


	TODAY	FRIDAY	WEEKLY TREND	MTD AVERAGE
BALTIC / UKC 15kT	27 645,0	26 710,0	▲	25804,7
BALTIC / UKC 10kT	23 390,0	22 661,0	▲	21952,2
BALTIC / UKC 6kT	13 154,0	12 574,0	▲	12066,3

SMALL TANKERS

CPP

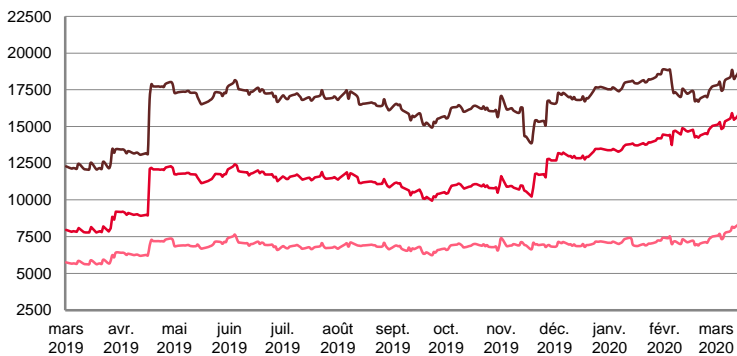
\$ / T



	TODAY	FRIDAY	WEEKLY TREND	MTD AVERAGE
BALTIC / UKC 15KT	17,5	17,5	▼	17,7
BALTIC / UKC 12KT	18,0	18,0	▼	18,2
BALTIC / UKC 6KT	21,5	21,5	▼	21,5

For detailed information, visit our website :  
Riverlake Online Timecharter Equivalent Calculation :  
<http://www.riverlake.ch/en/utilities/rticalc.php>

TIME CHARTER EQUIVALENT (\$/DAY)

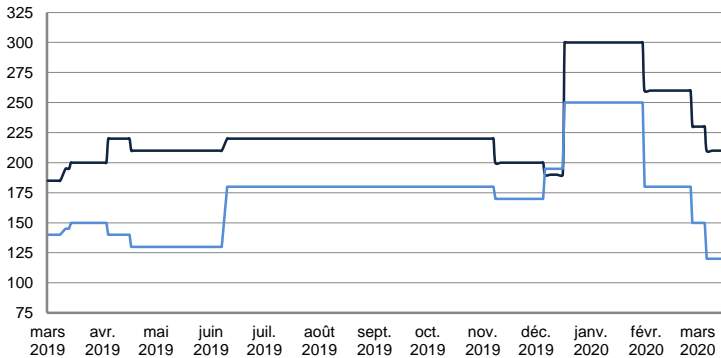


	TODAY	FRIDAY	WEEKLY TREND	MTD AVERAGE
BALTIC / UKC 15KT	19 421,0	18 570,0	▲	18265,1
BALTIC / UKC 12KT	16 369,0	15 703,0	▲	15461,3
BALTIC / UKC 6KT	8 780,0	8 284,0	▲	7925,6

SMALL TANKERS - AFRICA

CPP

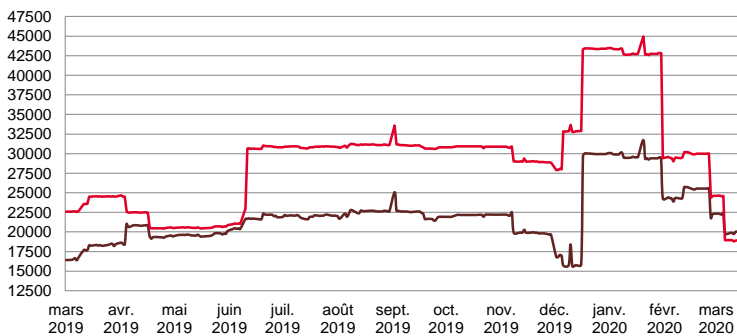
LUMPSUM (000's US\$)



	TODAY	FRIDAY	WEEKLY TREND	MTD AVERAGE
XWAF 15kT	210 000,0	210 000,0	▼	217272,7
XWAF 10kT	120 000,0	120 000,0	▼	130909,1

For detailed information, visit our website :  
Riverlake Online Timecharter Equivalent Calculation :  
<http://www.riverlake.ch/en/utilities/rticalc.php>

TIME CHARTER EQUIVALENT (\$/DAY)



	TODAY	FRIDAY	WEEKLY TREND	MTD AVERAGE
XWAF 15kT	20 114,0	20 035,0	▼	20800,3
XWAF 10kT	18 985,0	18 905,0	▼	20989,1

For other RTI's, fixture reports, analysis and forecasts go to [www.riverlake.ch](http://www.riverlake.ch).

Disclaimer:  
This report has been prepared by Riverlake Shipping S.A. The rates contained herein are indicative only. Rate indications are as of the date of publication and are subject to change without notice. Riverlake Shipping S.A. does not assume any liability or responsibility for the correctness or completeness of the information contained herein.  
The above report is Copyright of Riverlake Shipping S.A.  
No unauthorised reproduction or redistribution without permission from Riverlake Shipping S.A.