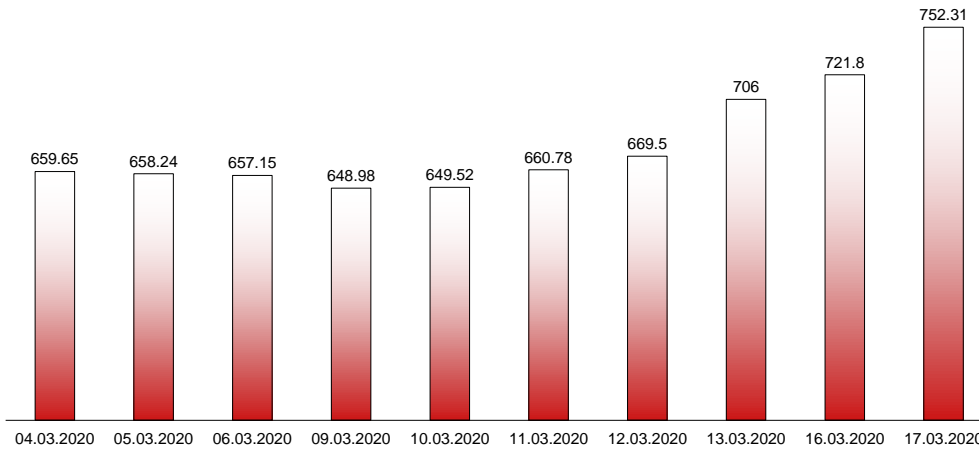


17.03.2020

**RIVERLAKE european TANKER INDEX (ReTI)\***



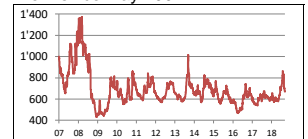
ReTI values

Max	24.07.08	1372.70
Today		752.31
Min	28.04.09	431.82

ReTI trends

daily	30.51
avg last decade	-4.31
avg last 30 days	-142.46

ReTI since May 2007



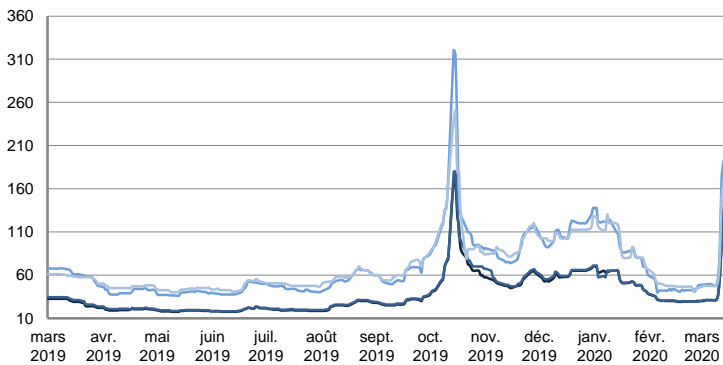
\* The Riverlake european Tanker Index (ReTI) is a composite index. All main European tanker movements are represented being six crude oil tanker routes, six clean petroleum products tanker routes and five dirty petroleum tanker routes. The oil tanker stems represented are between 6'000 MT to 135'000 MT. It covers all regions in Europe including the North Sea, Baltic Sea, UKContinent, Mediterranean and Black Sea.

**RIVERLAKE TANKER INDEX (RTI)**

**CRUDE OIL TANKERS**

VLCC

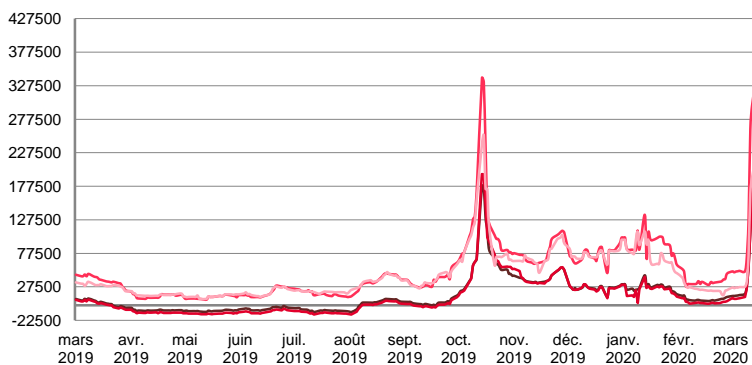
WORLDSCALE



	TODAY	MONDAY	WEEKLY TREND	MTD AVERAGE
AG / USG 280kT	210.0	202.5	▲	76.3
AG / UKC 280kT	210.0	202.5	▲	76.4
AG / EAST 270kT	227.5	220.0	▲	104.1
WAF / USG 260kT	210.0	197.5	▲	94.8

For detailed information, visit our website :  
Riverlake Online Timecharter Equivalent Calculation :  
<http://www.riverlake.ch/en/utilities/rticalc.php>

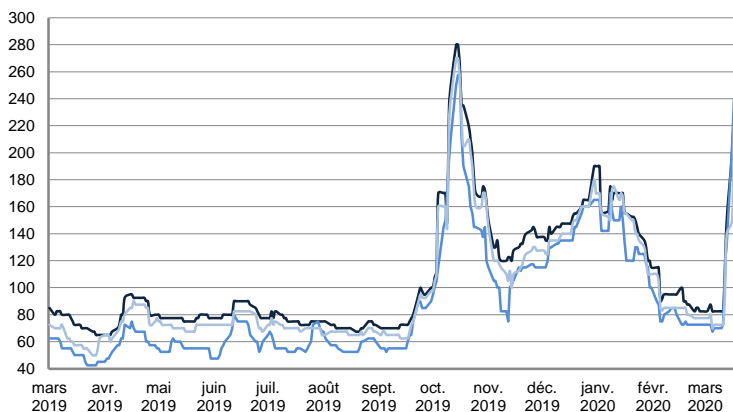
TIME CHARTER EQUIVALENT (\$/DAY)



	TODAY	MONDAY	WEEKLY TREND	MTD AVERAGE
AG / USG 280kT	281'541.0	274'184.0	▲	84195.4
AG / UKC 280kT	288'414.0	280'554.0	▲	82657.2
AG / EAST 270kT	363'408.0	354'230.0	▲	148200.1
WAF / USG 260kT	250'231.0	234'396.0	▲	92611.3

**SUEZMAX**

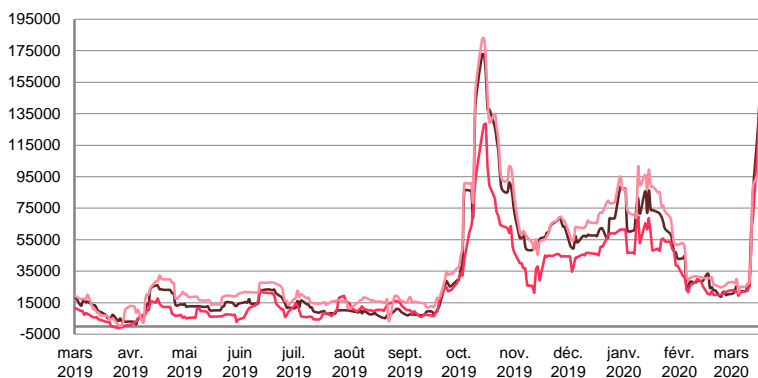
**WORLDSCALE**



	TODAY	MONDAY	WEEKLY TREND	MTD AVERAGE
—BSEA / MED 135kT	230.0	200.0	▲	113.1
—WAF / USG 130kT	240.0	205.0	▲	94.8
—XMED 135kT	220.0	150.0	▲	100.0

For detailed information, visit our website :  
Riverlake Online Timecharter Equivalent Calculation :  
<http://www.riverlake.ch/en/utilities/rticalc.php>

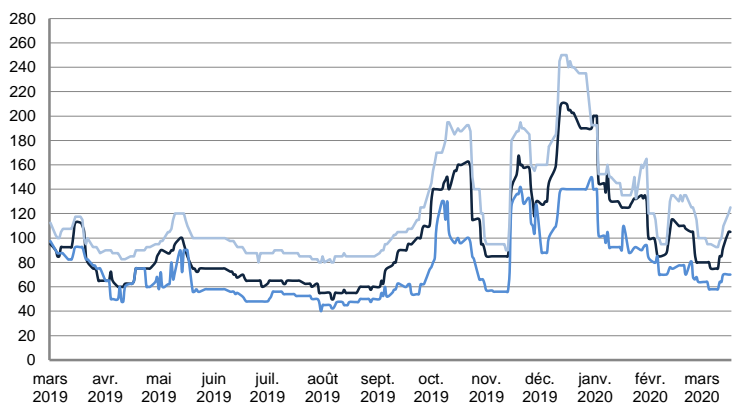
**TIME CHARTER EQUIVALENT (\$/DAY)**



	TODAY	MONDAY	WEEKLY TREND	MTD AVERAGE
—BSEA / MED 135kT	153'893.0	128'652.0	▲	50138.0
—WAF / USG 130kT	142'444.0	119'217.0	▲	47495.8
—XMED 135kT	161'915.0	98'938.0	▲	50778.4

**AFRAMAX**

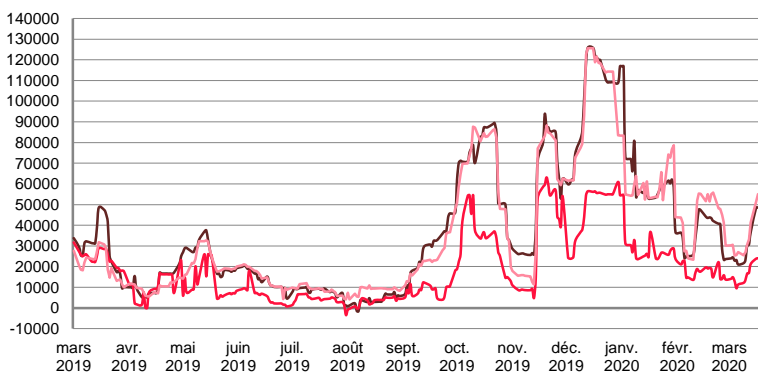
**WORLDSCALE**



	TODAY	MONDAY	WEEKLY TREND	MTD AVERAGE
—BALTIC / UKC 100kT	105.0	105.0	▼	84.8
—BALTIC / STATES 100kT	70.0	70.0	▼	63.5
—NSEA / UKC 80kT	125.0	120.0	▼	101.9

For detailed information, visit our website :  
Riverlake Online Timecharter Equivalent Calculation :  
<http://www.riverlake.ch/en/utilities/rticalc.php>

**TIME CHARTER EQUIVALENT (\$/DAY)**



	TODAY	MONDAY	WEEKLY TREND	MTD AVERAGE
—BALTIC / UKC 100kT	48'562.0	48'499.0	▼	29575.3
—BALTIC / STATES 100kT	24'026.0	23'836.0	▼	15929.9
—NSEA / UKC 80kT	55'117.0	51'260.0	▼	33572.1

CRUDE OIL TANKERS

AFRAMAX

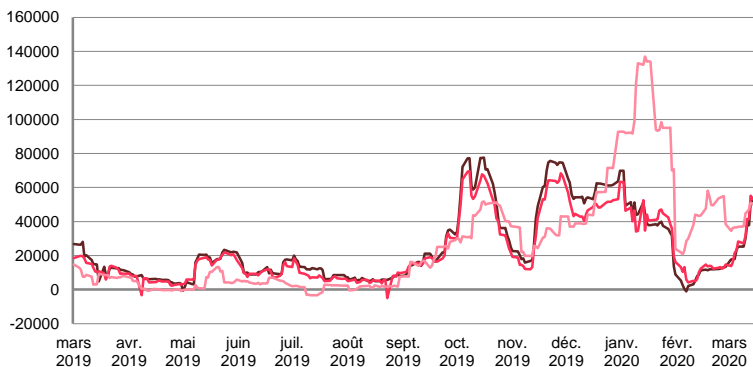
WORLDSCALE



	TODAY	MONDAY	WEEKLY TREND	MTD AVERAGE
—BSEA / MED 80KT	165.0	165.0	▲	127.5
—XMED 80KT	155.0	140.0	▲	114.0
—CAR / USA 70KT	190.0	175.0	▼	165.6

For detailed information, visit our website :  
Riverlake Online Timecharter Equivalent Calculation :  
<http://www.riverlake.ch/en/utilities/rticalc.php>

TIME CHARTER EQUIVALENT (\$/DAY)

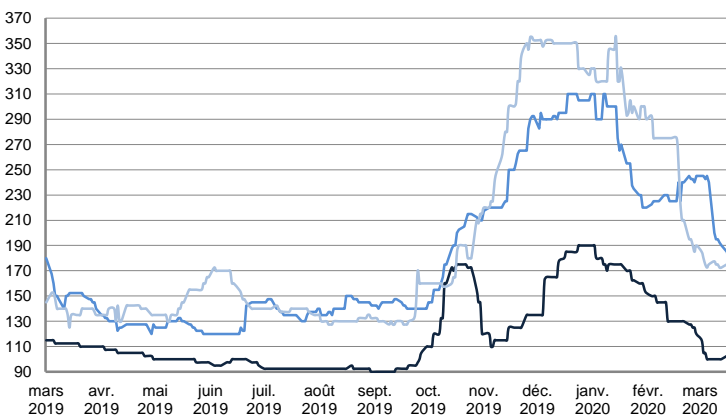


	TODAY	MONDAY	WEEKLY TREND	MTD AVERAGE
—BSEA / MED 80KT	54'358.0	54'890.0	▲	32780.3
—XMED 80KT	59'181.0	50'836.0	▲	34114.6
—CAR / USA 70KT	54'821.0	48'857.0	▼	42515.6

PRODUCT TANKERS

DPP

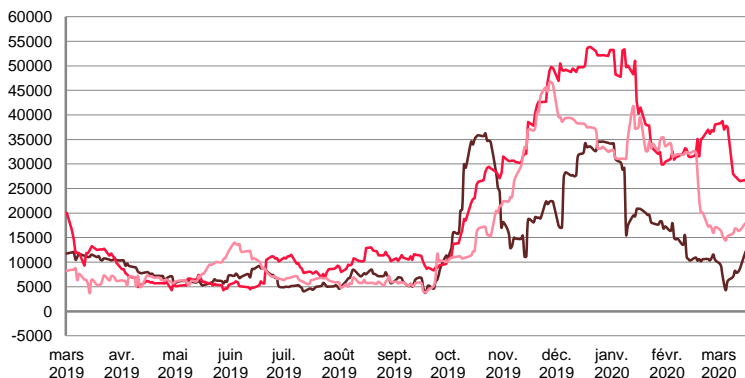
WORLDSCALE



	TODAY	MONDAY	WEEKLY TREND	MTD AVERAGE
—BALTIC / STATES 55KT	102.5	102.5	▼	102.5
—BALTIC / UKC 30KT	180.0	185.0	▼	212.9
—BSEA / MED 30KT	175.0	175.0	▼	175.8

For detailed information, visit our website :  
Riverlake Online Timecharter Equivalent Calculation :  
<http://www.riverlake.ch/en/utilities/rticalc.php>

TIME CHARTER EQUIVALENT (\$/DAY)

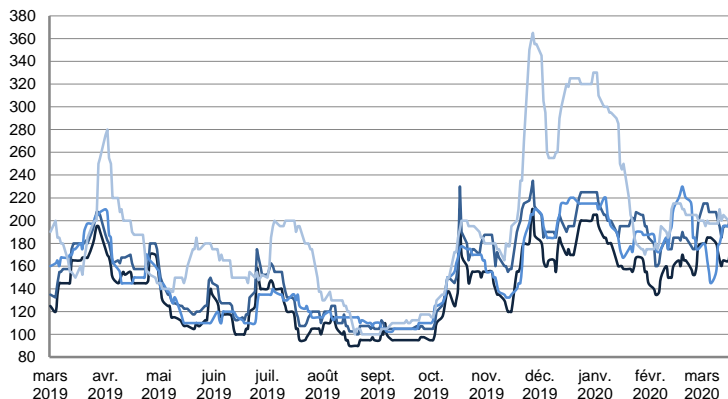


	TODAY	MONDAY	WEEKLY TREND	MTD AVERAGE
—BALTIC / STATES 55KT	12'327.0	12'099.0	▼	8104.4
—BALTIC / UKC 30KT	25'609.0	26'755.0	▼	31467.3
—BSEA / MED 30KT	17'523.0	17'923.0	▼	16189.9

PRODUCT TANKERS

CPP

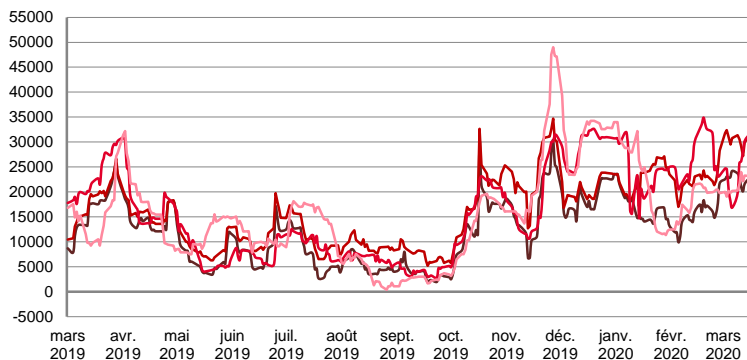
WORLDSCALE



	TODAY	MONDAY	WEEKLY TREND	MTD AVERAGE
UKC / STATES 37kT	185.0	165.0	▲	175.6
UKC / WAF 33kT	207.5	195.0	▲	203.8
BALTIC / UKC 30kT	195.0	195.0	▼	175.6
BSEA / MED 30kT	200.0	200.0	▼	200.0

For detailed information, visit our website :  
Riverlake Online Timecharter Equivalent Calculation :  
<http://www.riverlake.ch/en/utilities/rticalc.php>

TIME CHARTER EQUIVALENT (\$/DAY)

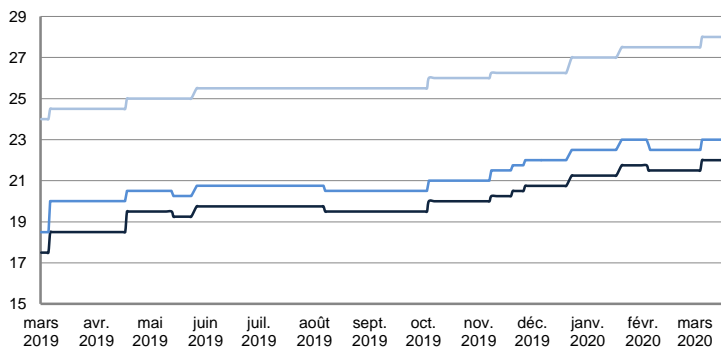


	TODAY	MONDAY	WEEKLY TREND	MTD AVERAGE
UKC / STATES 37kT	27'891.0	23'396.0	▲	23018.8
UKC / WAF 33kT	34'517.0	31'654.0	▲	30814.5
BALTIC / UKC 30kT	31'796.0	31'684.0	▼	24838.8
BSEA / MED 30kT	22'785.0	23'157.0	▲	21382.1

SMALL TANKERS

DPP

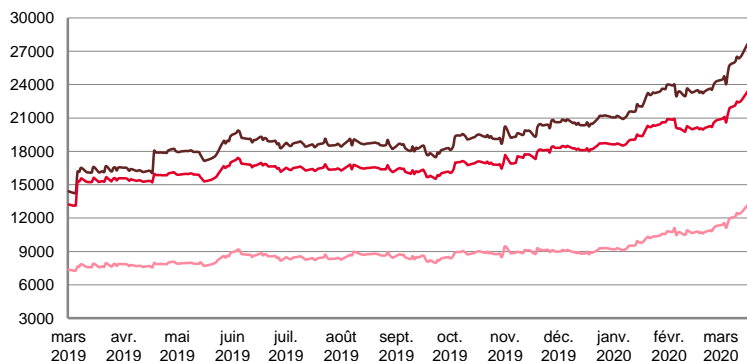
\$/T



	TODAY	MONDAY	WEEKLY TREND	MTD AVERAGE
BALTIC / UKC 15kT	22.0	22.0	▬	21.9
BALTIC / UKC 12kT	23.0	23.0	▬	22.9
BALTIC / UKC 6kT	28.0	28.0	▬	27.9

For detailed information, visit our website :  
Riverlake Online Timecharter Equivalent Calculation :  
<http://www.riverlake.ch/en/utilities/rticalc.php>

TIME CHARTER EQUIVALENT (\$/DAY)

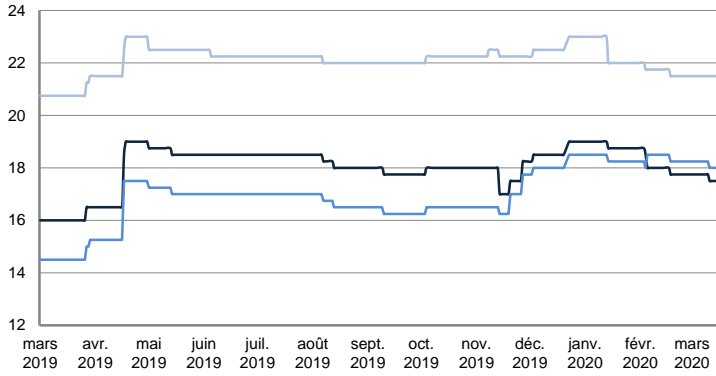


	TODAY	MONDAY	WEEKLY TREND	MTD AVERAGE
BALTIC / UKC 15kT	27'711.0	27'645.0	▲	25963.6
BALTIC / UKC 10kT	23'428.0	23'390.0	▲	22075.2
BALTIC / UKC 6kT	13'180.0	13'154.0	▲	12159.1

SMALL TANKERS

CPP

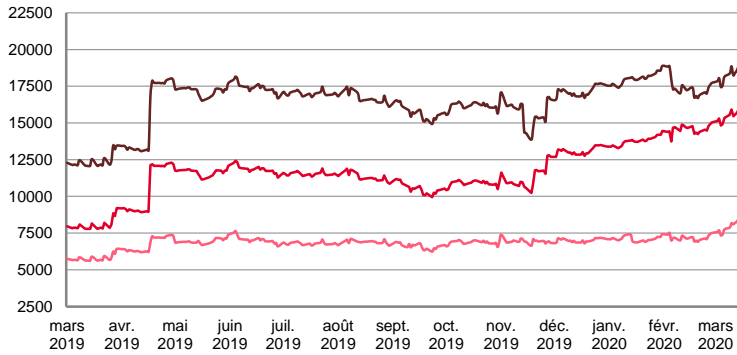
\$ / T



	TODAY	MONDAY	WEEKLY TREND	MTD AVERAGE
BALTIC / UKC 15kT	17.5	17.5	▼	17.6
BALTIC / UKC 12kT	18.0	18.0	▼	18.1
BALTIC / UKC 6kT	21.5	21.5	▼	21.5

For detailed information, visit our website :  
Riverlake Online Timecharter Equivalent Calculation :  
<http://www.riverlake.ch/en/utilities/rtcalc.php>

TIME CHARTER EQUIVALENT (\$/DAY)

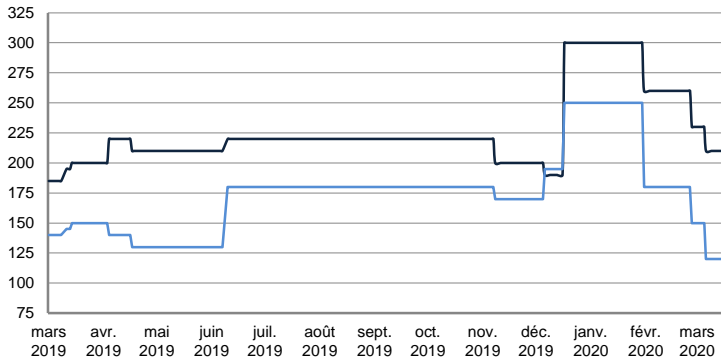


	TODAY	MONDAY	WEEKLY TREND	MTD AVERAGE
BALTIC / UKC 15kT	19'444.0	19'421.0	▲	18363.3
BALTIC / UKC 12kT	16'392.0	16'369.0	▲	15538.8
BALTIC / UKC 6kT	8'789.0	8'780.0	▲	7997.6

SMALL TANKERS - AFRICA

CPP

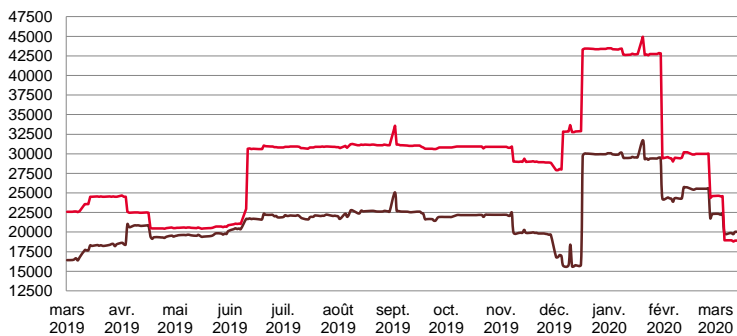
LUMPSUM (000's US\$)



	TODAY	MONDAY	WEEKLY TREND	MTD AVERAGE
XWAF 15kT	210'000.0	210'000.0	▼	216666.7
XWAF 10kT	120'000.0	120'000.0	▼	130000.0

For detailed information, visit our website :  
Riverlake Online Timecharter Equivalent Calculation :  
<http://www.riverlake.ch/en/utilities/rtcalc.php>

TIME CHARTER EQUIVALENT (\$/DAY)



	TODAY	MONDAY	WEEKLY TREND	MTD AVERAGE
XWAF 15kT	20'035.0	20'114.0	▼	20736.5
XWAF 10kT	18'905.0	18'985.0	▼	20815.4

For other RTI's, fixture reports, analysis and forecasts go to [www.riverlake.ch](http://www.riverlake.ch).

Disclaimer:  
This report has been prepared by Riverlake Shipping S.A. The rates contained herein are indicative only. Rate indications are as of the date of publication and are subject to change without notice. Riverlake Shipping S.A. does not assume any liability or responsibility for the correctness or completeness of the information contained herein. The above report is Copyright of Riverlake Shipping S.A. No unauthorised reproduction or redistribution without permission from Riverlake Shipping S.A.