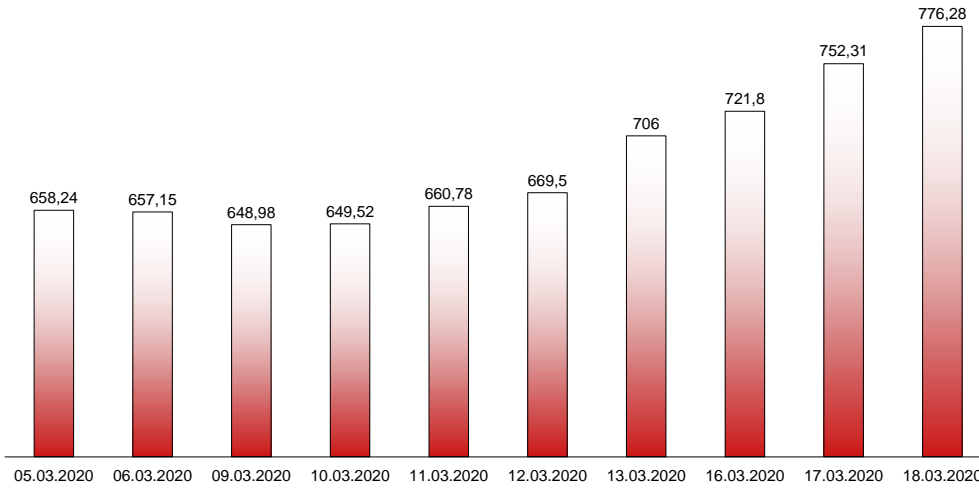


18.03.2020

RIVERLAKE european TANKER INDEX (ReTI)*

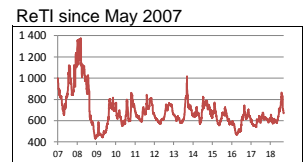


ReTI values

Max	24.07.08	1372,70
Today		776,28
Min	28.04.09	431,82

ReTI trends

daily	23,97
avg last decade	12,25
avg last 30 days	-130,49



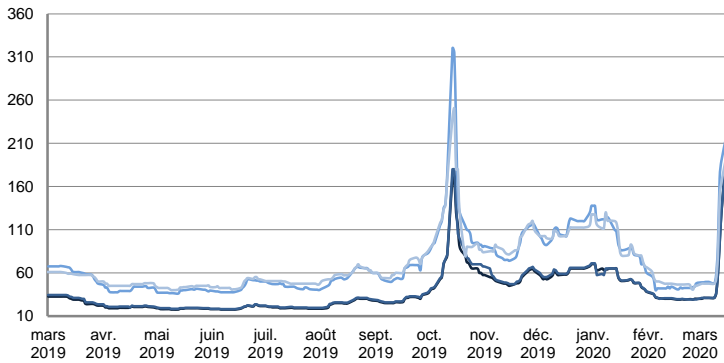
* The Riverlake european Tanker Index (ReTI) is a composite index. All main European tanker movements are represented being six crude oil tanker routes, six clean petroleum products tanker routes and five dirty petroleum tanker routes. The oil tanker stems represented are between 6'000 MT to 135'000 MT. It covers all regions in Europe including the North Sea, Baltic Sea, UKContinent, Mediterranean and Black Sea.

RIVERLAKE TANKER INDEX (RTI)

CRUDE OIL TANKERS

VLCC

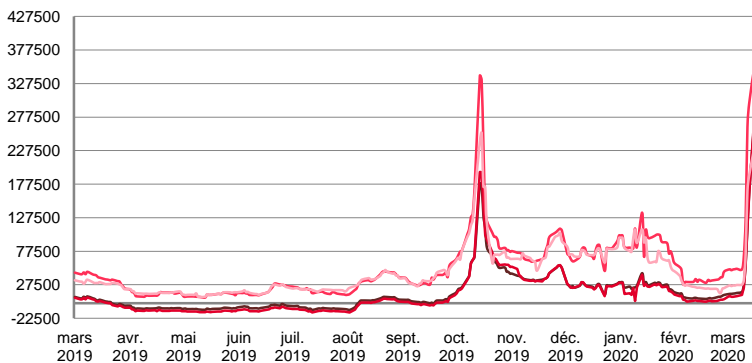
WORLDSCALE



	TODAY	TUESDAY	WEEKLY TREND	MTD AVERAGE
AG / USG 280kT	200,0	210,0	▲	85,8
AG / UKC 280kT	195,0	210,0	▲	85,5
AG / EAST 270kT	200,0	227,5	▲	111,5
WAF / USG 260kT	180,0	210,0	▲	101,4

For detailed information, visit our website :
Riverlake Online Timecharter Equivalent Calculation :
<http://www.riverlake.ch/en/utilities/rticalc.php>

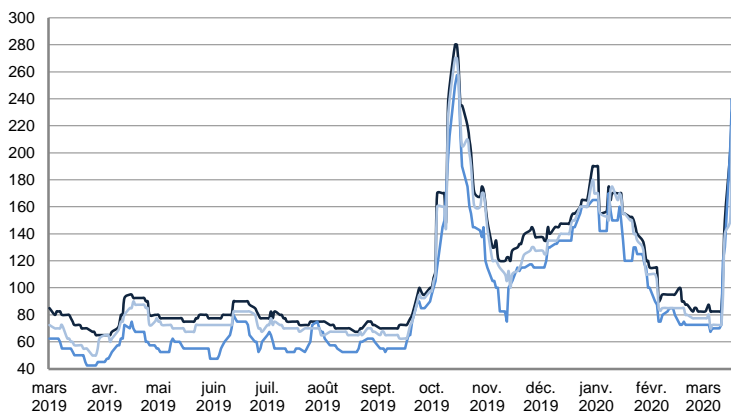
TIME CHARTER EQUIVALENT (\$/DAY)



	TODAY	TUESDAY	WEEKLY TREND	MTD AVERAGE
AG / USG 280kT	267 137,0	281 541,0	▲	98267,8
AG / UKC 280kT	265 835,0	288 414,0	▲	96747,8
AG / EAST 270kT	316 452,0	363 408,0	▲	161142,5
WAF / USG 260kT	211 833,0	250 231,0	▲	101782,2

SUEZMAX

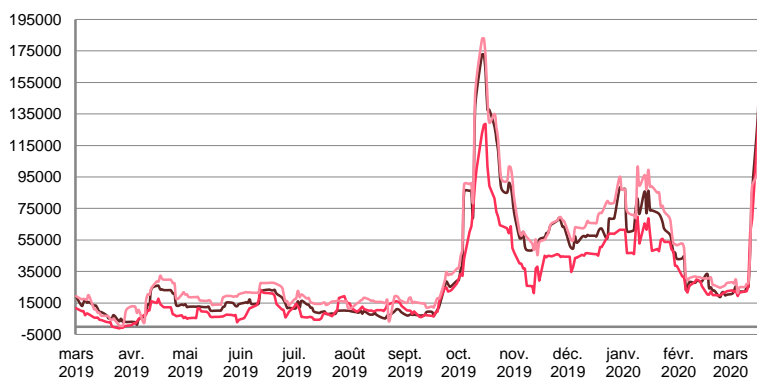
WORLDSCALE



	TODAY	TUESDAY	WEEKLY TREND	MTD AVERAGE
—BSEA / MED 135kT	230,0	230,0	▲	122,1
—WAF / USG 130kT	205,0	240,0	▲	101,4
—XMED 135kT	220,0	220,0	▲	109,2

For detailed information, visit our website :
Riverlake Online Timecharter Equivalent Calculation :
<http://www.riverlake.ch/en/utilities/rtcalc.php>

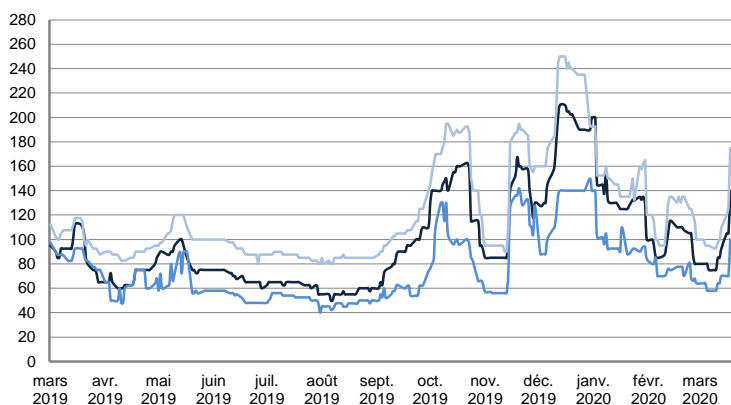
TIME CHARTER EQUIVALENT (\$/DAY)



	TODAY	TUESDAY	WEEKLY TREND	MTD AVERAGE
—BSEA / MED 135kT	155 346,0	153 893,0	▲	58230,9
—WAF / USG 130kT	119 800,0	142 444,0	▲	53057,6
—XMED 135kT	162 903,0	161 915,0	▲	59403,4

AFRAMAX

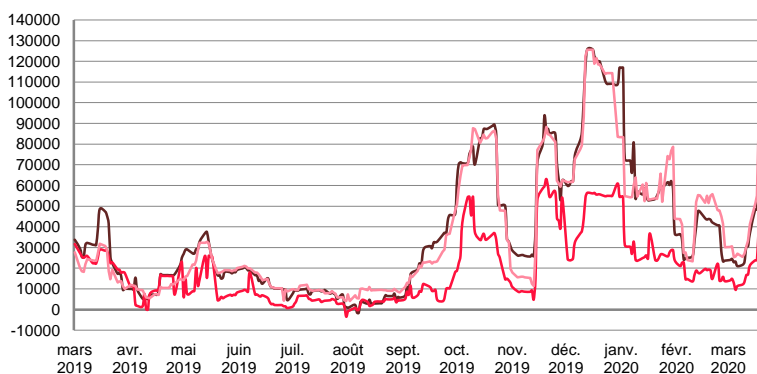
WORLDSCALE



	TODAY	TUESDAY	WEEKLY TREND	MTD AVERAGE
—BALTIC / UKC 100kT	140,0	105,0	▼	89,0
—BALTIC / STATES 100kT	100,0	70,0	▼	66,3
—NSEA / UKC 80kT	175,0	125,0	▼	107,5

For detailed information, visit our website :
Riverlake Online Timecharter Equivalent Calculation :
<http://www.riverlake.ch/en/utilities/rtcalc.php>

TIME CHARTER EQUIVALENT (\$/DAY)

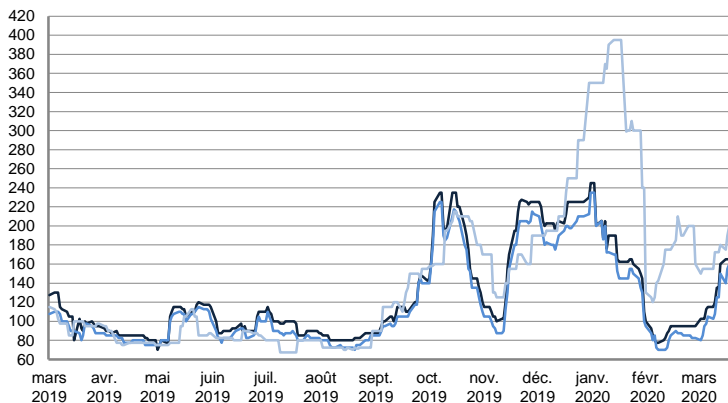


	TODAY	TUESDAY	WEEKLY TREND	MTD AVERAGE
—BALTIC / UKC 100kT	74 105,0	48 562,0	▼	33000,6
—BALTIC / STATES 100kT	41 087,0	24 026,0	▼	17865,1
—NSEA / UKC 80kT	94 198,0	55 117,0	▼	38235,6

CRUDE OIL TANKERS

AFRAMAX

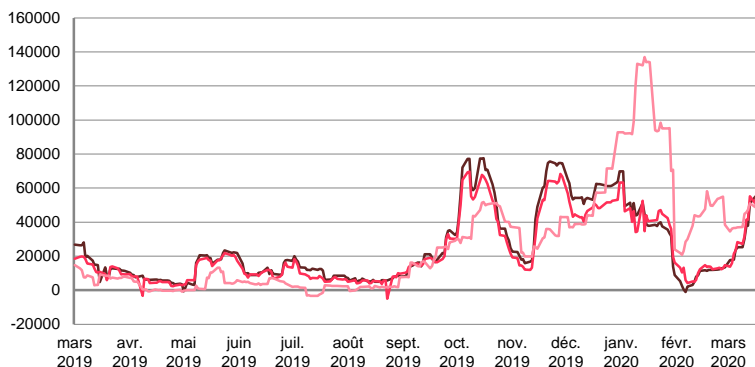
WORLDSCALE



	TODAY	TUESDAY	WEEKLY TREND	MTD AVERAGE
— BSEA / MED 80KT	165,0	165,0	▲	130,4
— XMED 80KT	160,0	155,0	▲	117,5
— CAR / USA 70KT	200,0	190,0	▼	168,3

For detailed information, visit our website :
Riverlake Online Timecharter Equivalent Calculation :
<http://www.riverlake.ch/en/utilities/rticalc.php>

TIME CHARTER EQUIVALENT (\$/DAY)

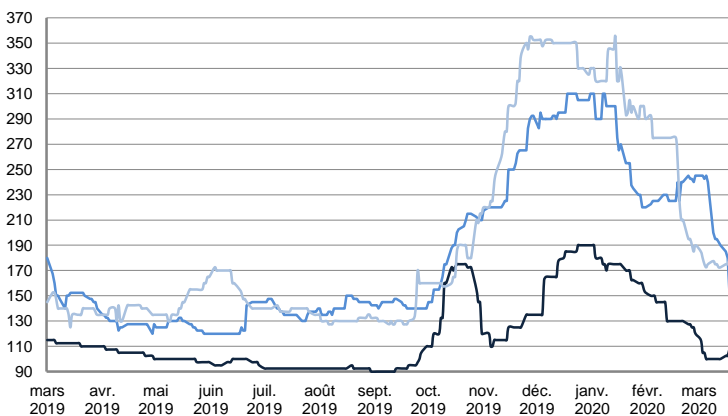


	TODAY	TUESDAY	WEEKLY TREND	MTD AVERAGE
— BSEA / MED 80KT	55 549,0	54 358,0	▲	34531,8
— XMED 80KT	62 710,0	59 181,0	▲	36314,2
— CAR / USA 70KT	59 841,0	54 821,0	▼	43848,3

PRODUCT TANKERS

DPP

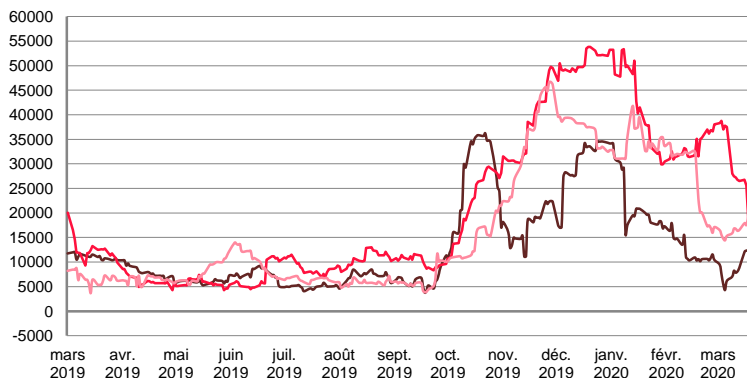
WORLDSCALE



	TODAY	TUESDAY	WEEKLY TREND	MTD AVERAGE
— BALTIC / STATES 55KT	107,5	102,5	▼	102,9
— BALTIC / UKC 30KT	155,0	180,0	▼	208,5
— BSEA / MED 30KT	180,0	175,0	▼	176,2

For detailed information, visit our website :
Riverlake Online Timecharter Equivalent Calculation :
<http://www.riverlake.ch/en/utilities/rticalc.php>

TIME CHARTER EQUIVALENT (\$/DAY)

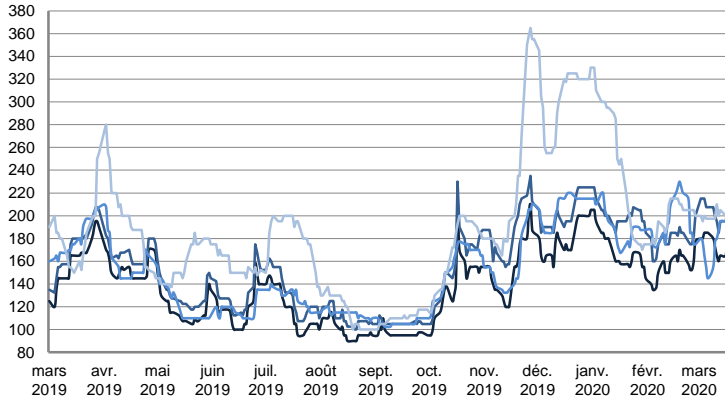


	TODAY	TUESDAY	WEEKLY TREND	MTD AVERAGE
— BALTIC / STATES 55KT	12 407,0	12 327,0	▼	8435,4
— BALTIC / UKC 30KT	18 633,0	25 609,0	▼	30480,0
— BSEA / MED 30KT	19 203,0	17 523,0	▼	16421,7

PRODUCT TANKERS

CPP

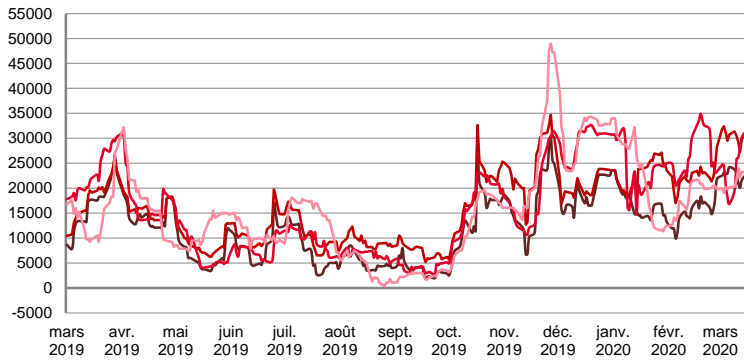
WORLDSCALE



	TODAY	TUESDAY	WEEKLY TREND	MTD AVERAGE
UKC / STATES 37kT	175,0	185,0	▲	175,6
UKC / WAF 33kT	200,0	207,5	▲	203,5
BALTIC / UKC 30kT	195,0	195,0	▼	177,1
BSEA / MED 30kT	205,0	200,0	▼	200,4

For detailed information, visit our website :
Riverlake Online Timecharter Equivalent Calculation :
<http://www.riverlake.ch/en/utilities/rticalc.php>

TIME CHARTER EQUIVALENT (\$/DAY)

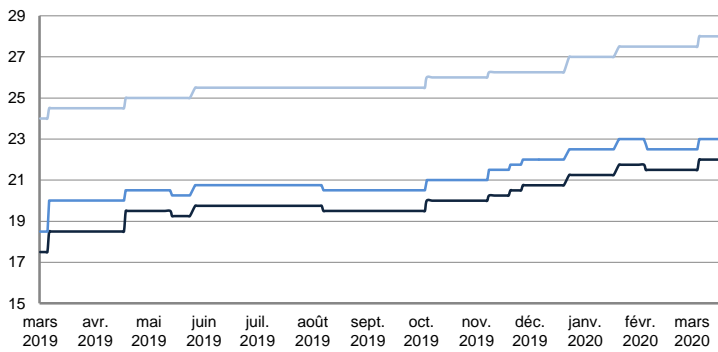


	TODAY	TUESDAY	WEEKLY TREND	MTD AVERAGE
UKC / STATES 37kT	24 846,0	27 891,0	▲	23159,4
UKC / WAF 33kT	31 966,0	34 517,0	▲	30903,1
BALTIC / UKC 30kT	31 102,0	31 796,0	▼	25320,6
BSEA / MED 30kT	24 421,0	22 785,0	▲	21615,8

SMALL TANKERS

DPP

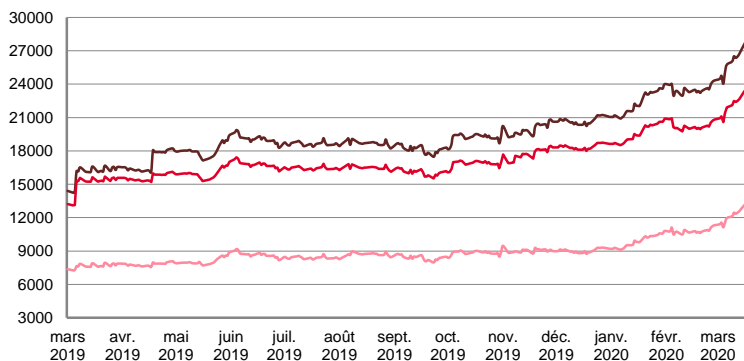
\$ / T



	TODAY	TUESDAY	WEEKLY TREND	MTD AVERAGE
BALTIC / UKC 15kT	22,0	22,0	▬	21,9
BALTIC / UKC 12kT	23,0	23,0	▬	22,9
BALTIC / UKC 6kT	28,0	28,0	▬	27,9

For detailed information, visit our website :
Riverlake Online Timecharter Equivalent Calculation :
<http://www.riverlake.ch/en/utilities/rticalc.php>

TIME CHARTER EQUIVALENT (\$/DAY)

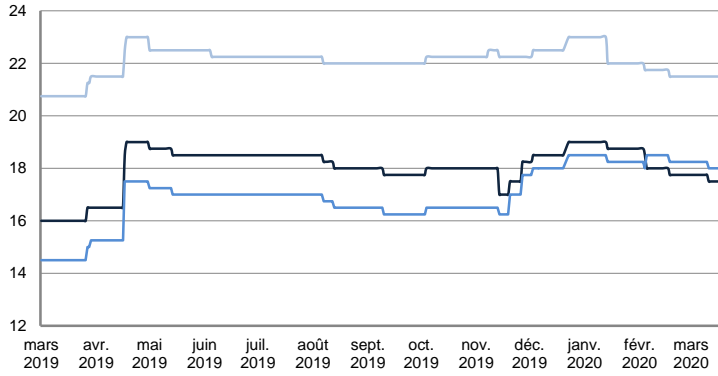


	TODAY	TUESDAY	WEEKLY TREND	MTD AVERAGE
BALTIC / UKC 15kT	27 277,0	27 711,0	▲	26064,6
BALTIC / UKC 10kT	23 122,0	23 428,0	▲	22155,7
BALTIC / UKC 6kT	12 946,0	13 180,0	▲	12219,6

SMALL TANKERS

CPP

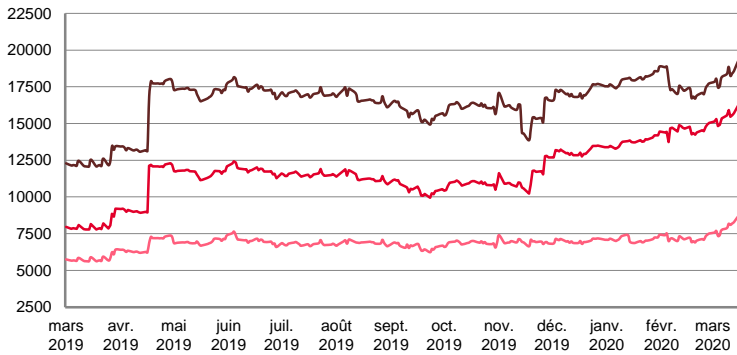
\$ / T



	TODAY	TUESDAY	WEEKLY TREND	MTD AVERAGE
BALTIC / UKC 15KT	17,5	17,5	▼	17,6
BALTIC / UKC 12KT	18,0	18,0	▼	18,1
BALTIC / UKC 6KT	21,5	21,5	▼	21,5

For detailed information, visit our website :
Riverlake Online Timecharter Equivalent Calculation :
<http://www.riverlake.ch/en/utilities/rtcalc.php>

TIME CHARTER EQUIVALENT (\$/DAY)

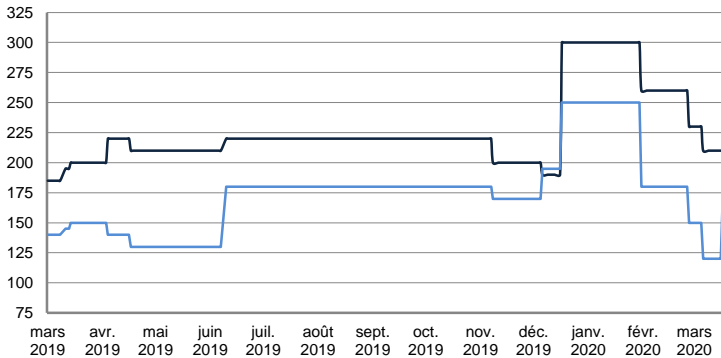


	TODAY	TUESDAY	WEEKLY TREND	MTD AVERAGE
BALTIC / UKC 15KT	19 138,0	19 444,0	▲	18422,9
BALTIC / UKC 12KT	16 140,0	16 392,0	▲	15585,1
BALTIC / UKC 6KT	8 621,0	8 789,0	▲	8045,5

SMALL TANKERS - AFRICA

CPP

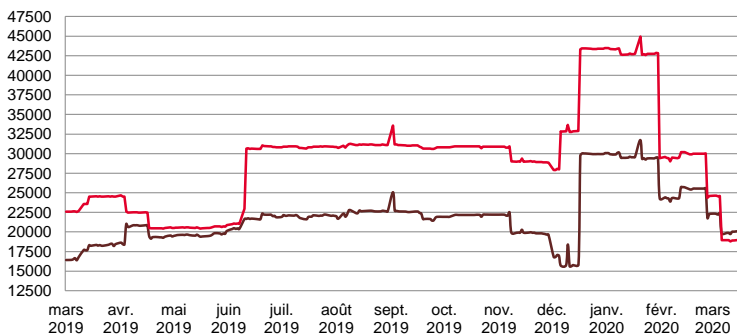
LUMPSUM (000's US\$)



	TODAY	TUESDAY	WEEKLY TREND	MTD AVERAGE
XWAF 15kT	220 000,0	210 000,0	▼	216923,1
XWAF 10kT	170 000,0	170 000,0	▼	136923,1

For detailed information, visit our website :
Riverlake Online Timecharter Equivalent Calculation :
<http://www.riverlake.ch/en/utilities/rtcalc.php>

TIME CHARTER EQUIVALENT (\$/DAY)



	TODAY	TUESDAY	WEEKLY TREND	MTD AVERAGE
XWAF 15kT	21 257,0	20 035,0	▼	20776,5
XWAF 10kT	28 315,0	18 905,0	▼	21392,3

For other RTI's, fixture reports, analysis and forecasts go to www.riverlake.ch.

Disclaimer:
This report has been prepared by Riverlake Shipping S.A. The rates contained herein are indicative only. Rate indications are as of the date of publication and are subject to change without notice. Riverlake Shipping S.A. does not assume any liability or responsibility for the correctness or completeness of the information contained herein. The above report is Copyright of Riverlake Shipping S.A. No unauthorised reproduction or redistribution without permission from Riverlake Shipping S.A.