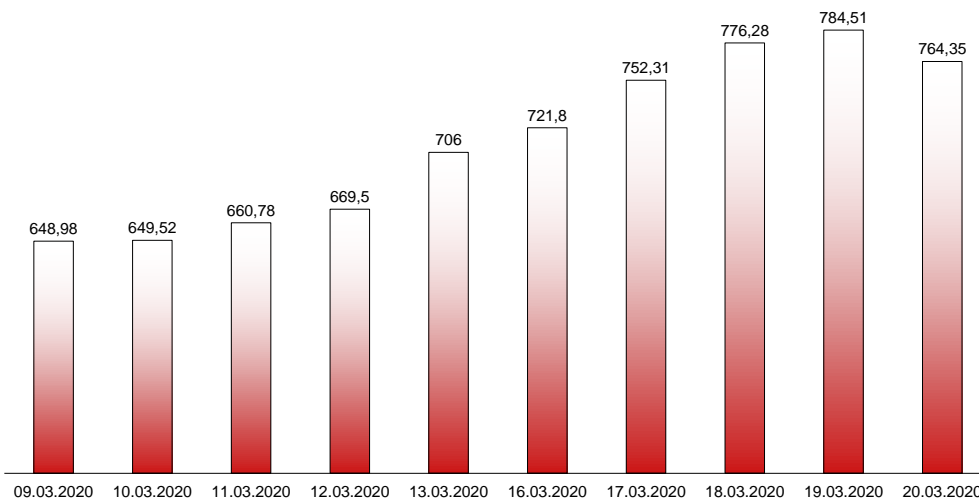


20.03.2020

RIVERLAKE european TANKER INDEX (ReTI)*



ReTI values

Max	24.07.08	1372,70
Today		764,35
Min	28.04.09	431,82

ReTI trends

daily	-20,16
avg last decade	44,93
avg last 30 days	-106,71

ReTI since May 2007



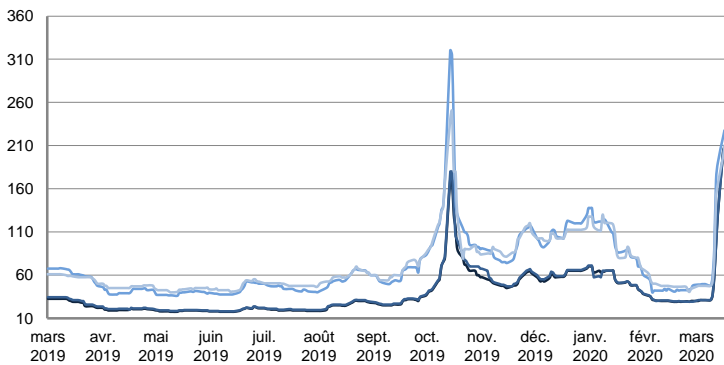
* The Riverlake european Tanker Index (ReTI) is a composite index. All main European tanker movements are represented being six crude oil tanker routes, six clean petroleum products tanker routes and five dirty petroleum tanker routes. The oil tanker stems represented are between 6'000 MT to 135'000 MT. It covers all regions in Europe including the North Sea, Baltic Sea, UKContinent, Mediterranean and Black Sea.

RIVERLAKE TANKER INDEX (RTI)

CRUDE OIL TANKERS

VLCC

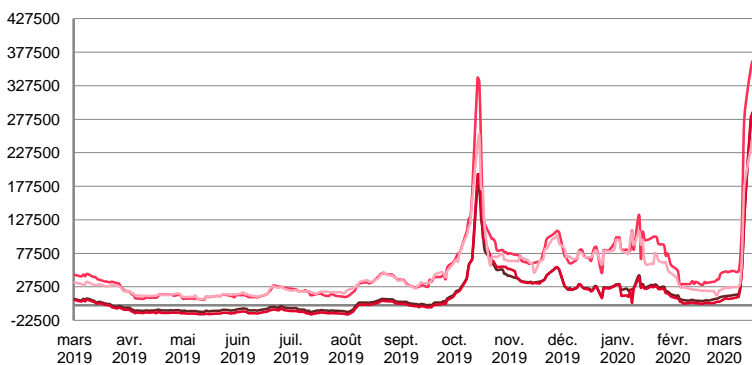
WORLDSCALE



	TODAY	THURSDAY	WEEKLY TREND	MTD AVERAGE
AG / USG 280kT	115,0	140,0	▲	91,4
AG / UKC 280kT	115,0	140,0	▲	91,1
AG / EAST 270kT	130,0	165,0	▲	116,3
WAF / USG 260kT	122,5	155,0	▲	106,4

For detailed information, visit our website :
Riverlake Online Timecharter Equivalent Calculation :
<http://www.riverlake.ch/en/utilities/rticalc.php>

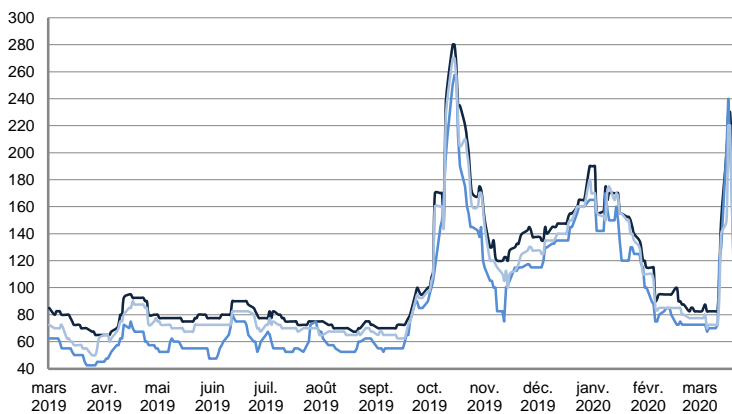
TIME CHARTER EQUIVALENT (\$/DAY)



	TODAY	THURSDAY	WEEKLY TREND	MTD AVERAGE
AG / USG 280kT	146 115,0	182 270,0	▲	107057,8
AG / UKC 280kT	146 916,0	184 683,0	▲	105954,7
AG / EAST 270kT	198 508,0	258 246,0	▲	170107,1
WAF / USG 260kT	138 086,0	181 587,0	▲	109522,7

SUEZMAX

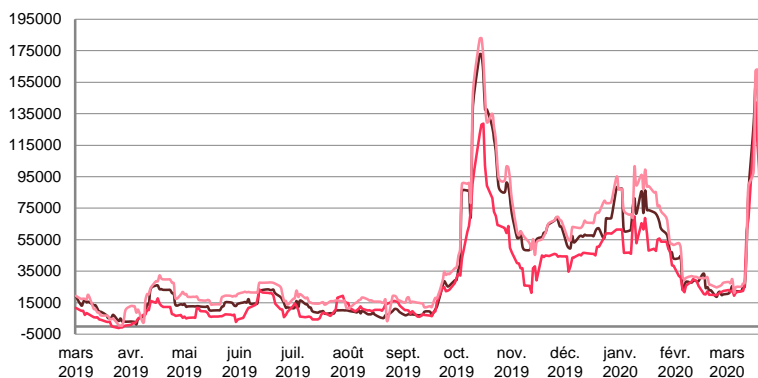
WORLDSCALE



	TODAY	THURSDAY	WEEKLY TREND	MTD AVERAGE
— BSEA / MED 135kT	140,0	200,0	▲	128,5
— WAF / USG 130kT	110,0	172,5	▲	106,4
— XMED 135kT	130,0	160,0	▲	114,0

For detailed information, visit our website :
Riverlake Online Timecharter Equivalent Calculation :
<http://www.riverlake.ch/en/utilities/rticalc.php>

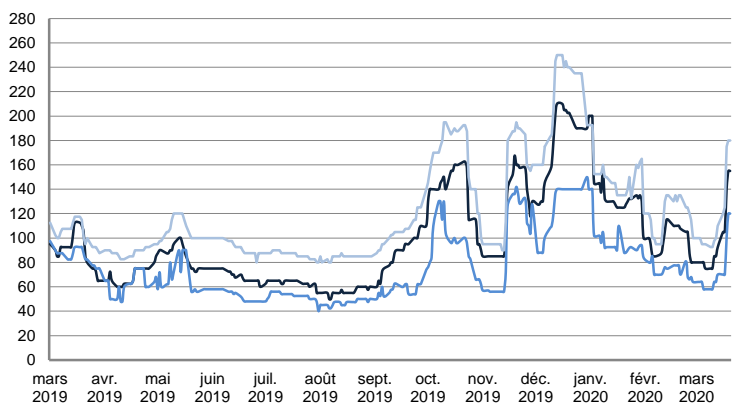
TIME CHARTER EQUIVALENT (\$/DAY)



	TODAY	THURSDAY	WEEKLY TREND	MTD AVERAGE
— BSEA / MED 135kT	78 023,0	130 502,0	▲	64368,5
— WAF / USG 130kT	57 403,0	100 056,0	▲	56480,5
— XMED 135kT	82 489,0	110 360,0	▲	64339,5

AFRAMAX

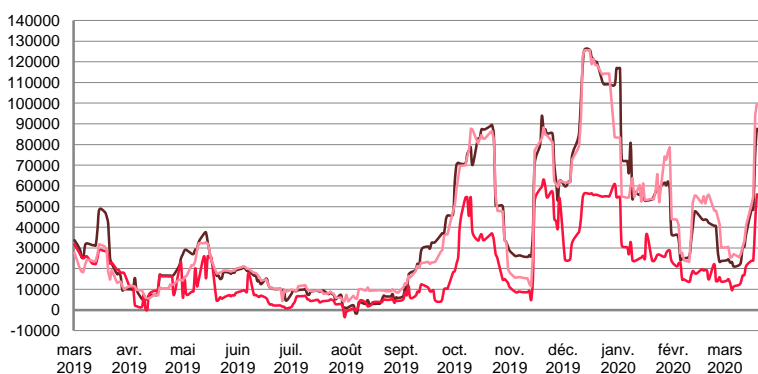
WORLDSCALE



	TODAY	THURSDAY	WEEKLY TREND	MTD AVERAGE
— BALTIC / UKC 100kT	155,0	155,0	▼	97,8
— BALTIC / STATES 100kT	120,0	120,0	▼	73,5
— NSEA / UKC 80kT	180,0	180,0	▼	117,2

For detailed information, visit our website :
Riverlake Online Timecharter Equivalent Calculation :
<http://www.riverlake.ch/en/utilities/rticalc.php>

TIME CHARTER EQUIVALENT (\$/DAY)



	TODAY	THURSDAY	WEEKLY TREND	MTD AVERAGE
— BALTIC / UKC 100kT	86 811,0	87 462,0	▼	40218,7
— BALTIC / STATES 100kT	54 690,0	55 758,0	▲	22846,3
— NSEA / UKC 80kT	99 510,0	99 661,0	▼	46415,6

CRUDE OIL TANKERS

AFRAMAX

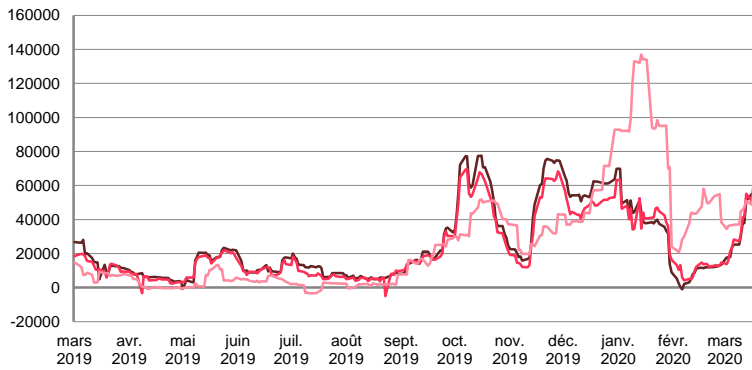
WORLDSCALE



	TODAY	THURSDAY	WEEKLY TREND	MTD AVERAGE
— BSEA / MED 80kT	185,0	180,0	▲	137,3
— XMED 80kT	175,0	170,0	▲	124,8
— CAR / USA 70kT	195,0	200,0	▼	172,2

For detailed information, visit our website :
Riverlake Online Timecharter Equivalent Calculation :
<http://www.riverlake.ch/en/utilities/rticalc.php>

TIME CHARTER EQUIVALENT (\$/DAY)

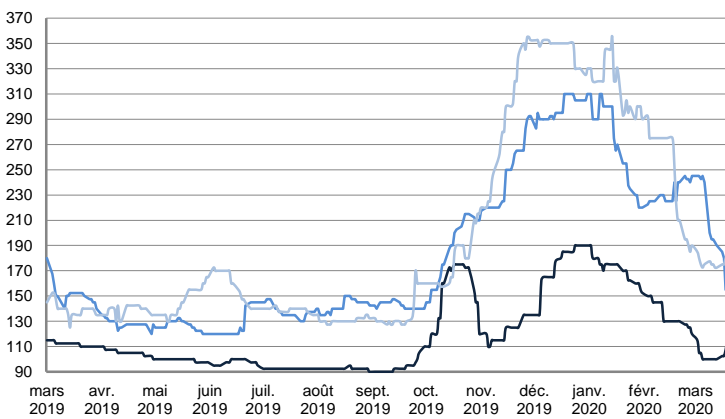


	TODAY	THURSDAY	WEEKLY TREND	MTD AVERAGE
— BSEA / MED 80kT	66 039,0	64 073,0	▲	38601,7
— XMED 80kT	70 922,0	69 122,0	▲	40808,6
— CAR / USA 70kT	59 152,0	61 345,0	▼	46035,0

PRODUCT TANKERS

DPP

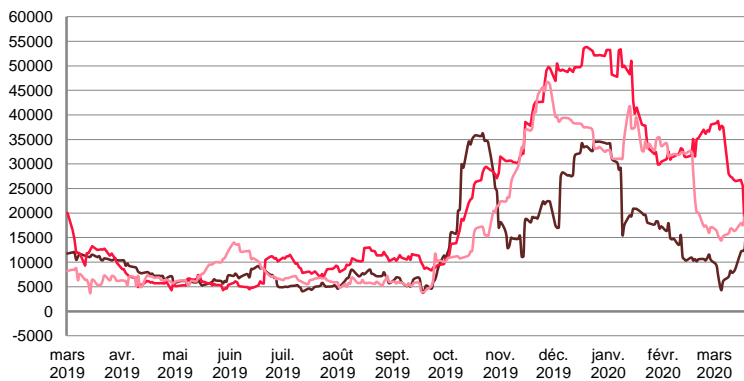
WORLDSCALE



	TODAY	THURSDAY	WEEKLY TREND	MTD AVERAGE
— BALTIC / STATES 55kT	117,5	115,0	▼	104,7
— BALTIC / UKC 30kT	160,0	155,0	▼	201,7
— BSEA / MED 30kT	155,0	182,5	▼	175,2

For detailed information, visit our website :
Riverlake Online Timecharter Equivalent Calculation :
<http://www.riverlake.ch/en/utilities/rticalc.php>

TIME CHARTER EQUIVALENT (\$/DAY)

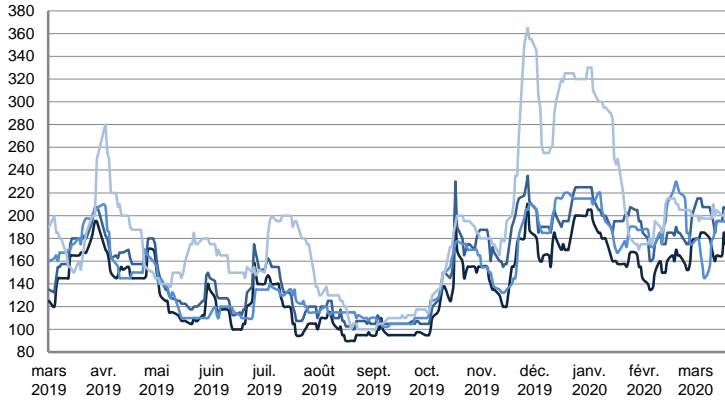


	TODAY	THURSDAY	WEEKLY TREND	MTD AVERAGE
— BALTIC / STATES 55kT	16 613,0	17 103,0	▼	9558,4
— BALTIC / UKC 30kT	20 716,0	20 078,0	▼	29135,6
— BSEA / MED 30kT	14 604,0	20 237,0	▼	16554,9

PRODUCT TANKERS

CPP

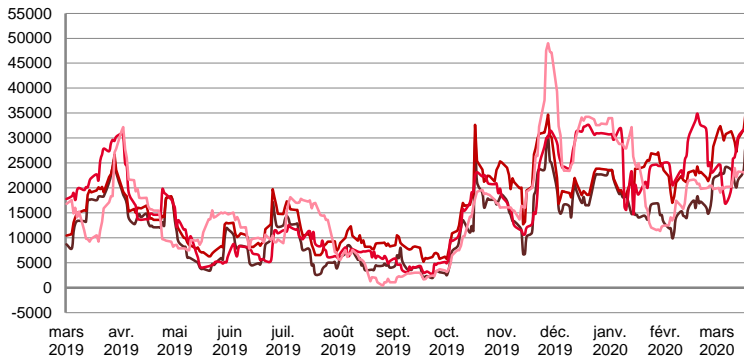
WORLDSCALE



	TODAY	THURSDAY	WEEKLY TREND	MTD AVERAGE
—UKC / STATES 37kT	180,0	180,0	▲	176,2
—UKC / WAF 33kT	205,0	205,0	▲	203,7
—BALTIC / UKC 30kT	200,0	205,0	▼	180,5
—BSEA / MED 30kT	220,0	207,5	▼	202,2

For detailed information, visit our website :
Riverlake Online Timecharter Equivalent Calculation :
<http://www.riverlake.ch/en/utilities/rticalc.php>

TIME CHARTER EQUIVALENT (\$/DAY)

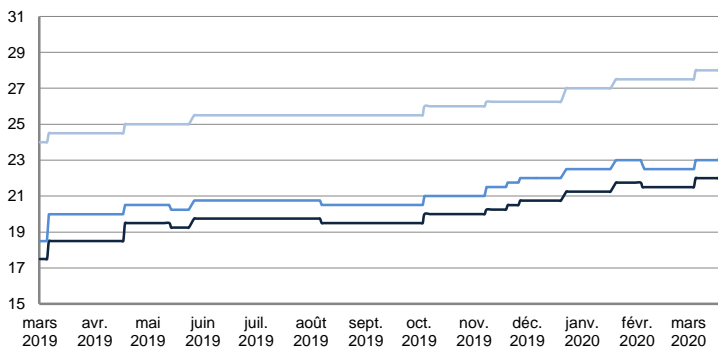


	TODAY	THURSDAY	WEEKLY TREND	MTD AVERAGE
—UKC / STATES 37kT	26 889,0	27 674,0	▲	23709,0
—UKC / WAF 33kT	34 002,0	34 859,0	▲	31373,4
—BALTIC / UKC 30kT	33 094,0	34 901,0	▼	26477,5
—BSEA / MED 30kT	27 478,0	25 421,0	▲	22260,3

SMALL TANKERS

DPP

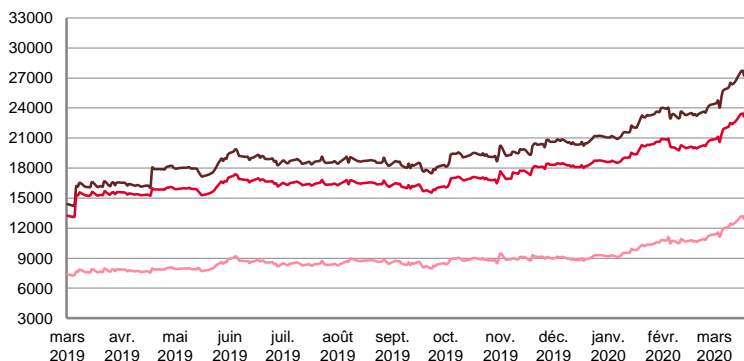
\$ / T



	TODAY	THURSDAY	WEEKLY TREND	MTD AVERAGE
—BALTIC / UKC 15kT	22,5	22,5	▬	22,0
—BALTIC / UKC 12kT	23,5	23,5	▬	23,0
—BALTIC / UKC 6kT	28,5	28,5	▬	28,0

For detailed information, visit our website :
Riverlake Online Timecharter Equivalent Calculation :
<http://www.riverlake.ch/en/utilities/rticalc.php>

TIME CHARTER EQUIVALENT (\$/DAY)

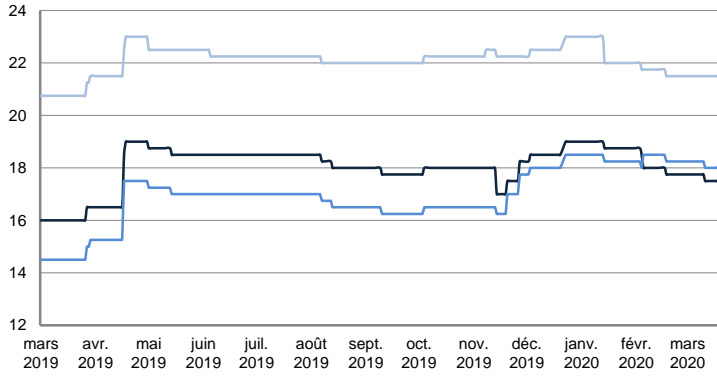


	TODAY	THURSDAY	WEEKLY TREND	MTD AVERAGE
—BALTIC / UKC 15kT	28 760,0	29 139,0	▲	26449,3
—BALTIC / UKC 10kT	24 268,0	24 525,0	▲	22454,5
—BALTIC / UKC 6kT	13 646,0	13 838,0	▲	12422,6

SMALL TANKERS

CPP

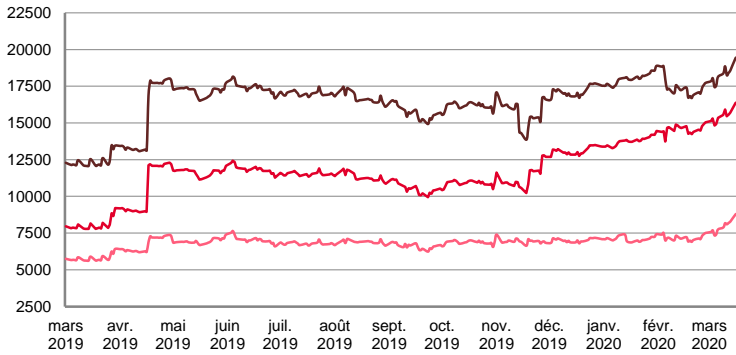
\$ / T



	TODAY	THURSDAY	WEEKLY TREND	MTD AVERAGE
BALTIC / UKC 15KT	17,8	17,8	▼	17,7
BALTIC / UKC 12KT	18,3	18,3	▼	18,2
BALTIC / UKC 6KT	21,8	21,8	▼	21,5

For detailed information, visit our website :
Riverlake Online Timecharter Equivalent Calculation :
<http://www.riverlake.ch/en/utilities/rtcalc.php>

TIME CHARTER EQUIVALENT (\$/DAY)

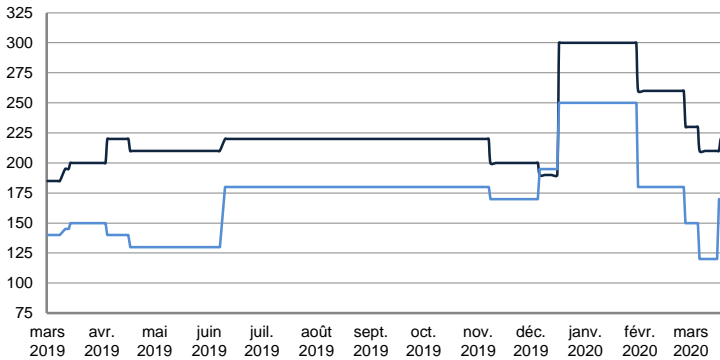


	TODAY	THURSDAY	WEEKLY TREND	MTD AVERAGE
BALTIC / UKC 15KT	20 126,0	20 361,0	▲	18665,7
BALTIC / UKC 12KT	16 896,0	17 096,0	▲	15773,2
BALTIC / UKC 6KT	9 102,0	9 227,0	▲	8194,7

SMALL TANKERS - AFRICA

CPP

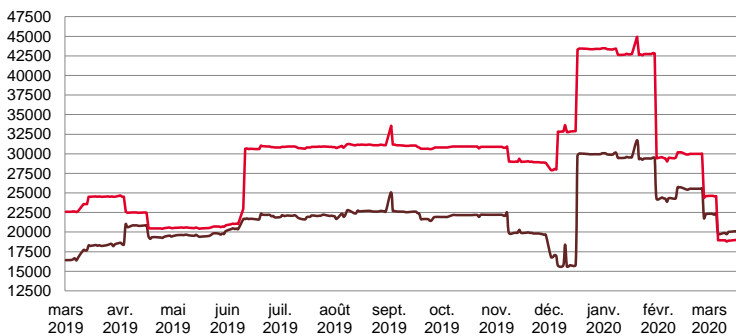
LUMPSUM (000's US\$)



	TODAY	THURSDAY	WEEKLY TREND	MTD AVERAGE
XWAF 15kT	220 000,0	220 000,0	▼	217333,3
XWAF 10kT	170 000,0	170 000,0	▼	141333,3

For detailed information, visit our website :
Riverlake Online Timecharter Equivalent Calculation :
<http://www.riverlake.ch/en/utilities/rtcalc.php>

TIME CHARTER EQUIVALENT (\$/DAY)



	TODAY	THURSDAY	WEEKLY TREND	MTD AVERAGE
XWAF 15kT	21 270,0	21 270,0	▼	20842,3
XWAF 10kT	28 329,0	28 329,0	▼	22317,2

For other RTI's, fixture reports, analysis and forecasts go to www.riverlake.ch.

Disclaimer:
This report has been prepared by Riverlake Shipping S.A. The rates contained herein are indicative only. Rate indications are as of the date of publication and are subject to change without notice. Riverlake Shipping S.A. does not assume any liability or responsibility for the correctness or completeness of the information contained herein.
The above report is Copyright of Riverlake Shipping S.A.
No unauthorised reproduction or redistribution without permission from Riverlake Shipping S.A.