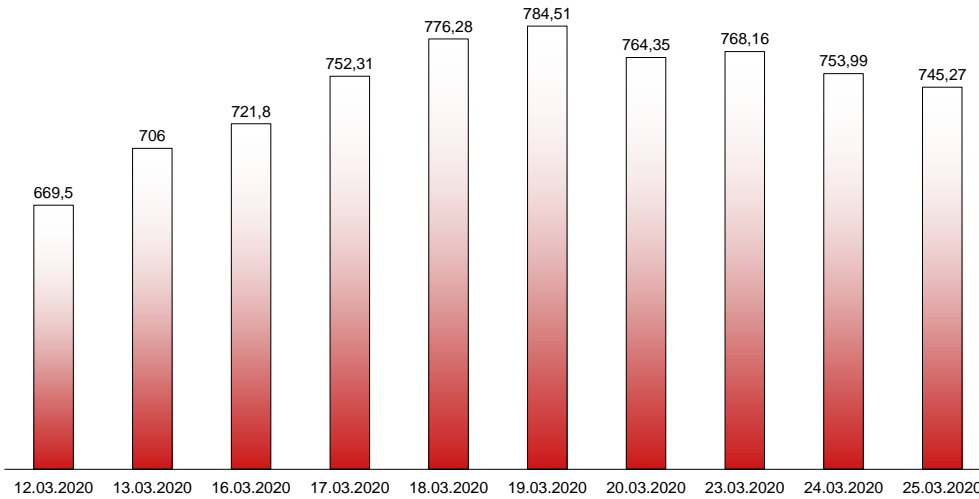


25.03.2020

**RIVERLAKE european TANKER INDEX (ReTI)\***



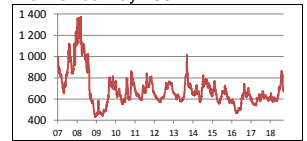
ReTI values

Max	24.07.08	<b>1372,70</b>
Today		<b>745,27</b>
Min	28.04.09	<b>431,82</b>

ReTI trends

daily	<b>-8,72</b>
avg last decade	<b>84,14</b>
avg last 30 days	<b>-74,93</b>

ReTI since May 2007



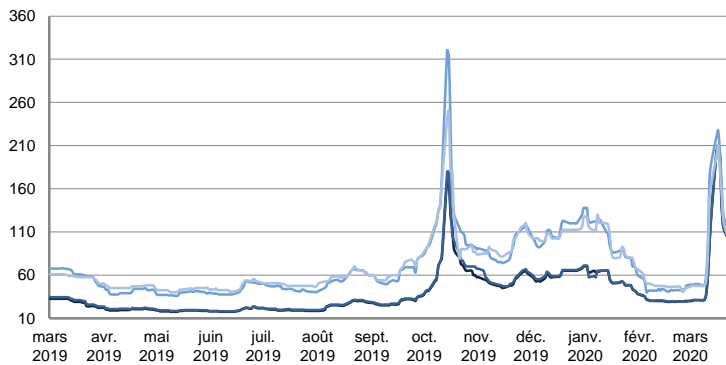
\* The Riverlake european Tanker Index (ReTI) is a composite index. All main European tanker movements are represented being six crude oil tanker routes, six clean petroleum products tanker routes and five dirty petroleum tanker routes. The oil tanker stems represented are between 6'000 MT to 135'000 MT. It covers all regions in Europe including the North Sea, Baltic Sea, UKContinent, Mediterranean and Black Sea.

**RIVERLAKE TANKER INDEX (RTI)**

**CRUDE OIL TANKERS**

**VLCC**

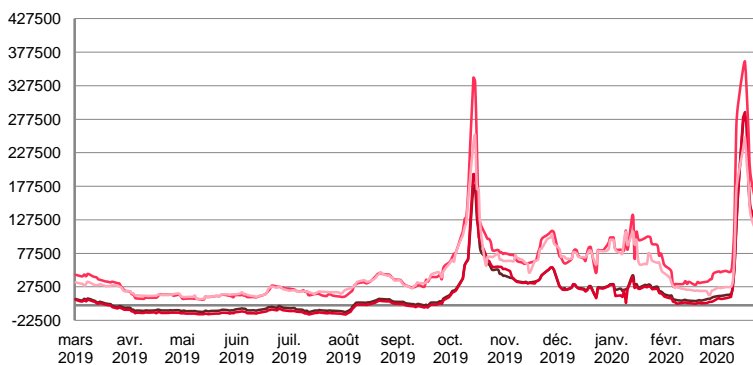
**WORLDSCALE**



	TODAY	TUESDAY	WEEKLY TREND	MTD AVERAGE
—AG / USG 280kT	<b>75,0</b>	<b>85,0</b>	▲	90,6
—AG / UKC 280kT	<b>77,5</b>	<b>87,5</b>	▲	90,7
—AG / EAST 270kT	<b>87,5</b>	<b>97,5</b>	▲	113,0
—WAF / USG 260kT	<b>90,0</b>	<b>90,0</b>	▲	104,2

For detailed information, visit our website :  
Riverlake Online Timecharter Equivalent Calculation :  
<http://www.riverlake.ch/en/utilities/rticalc.php>

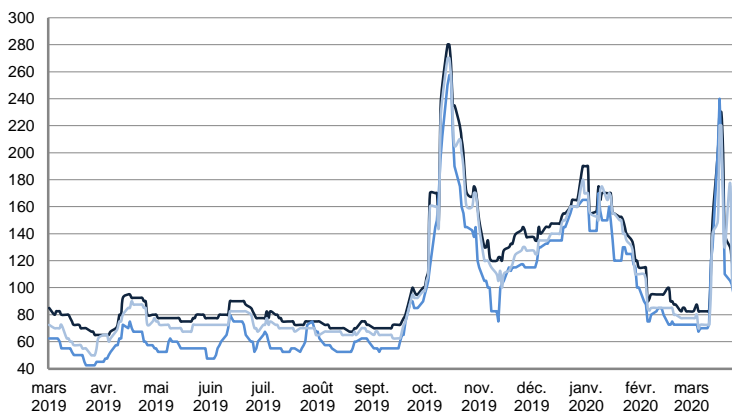
**TIME CHARTER EQUIVALENT (\$/DAY)**



	TODAY	TUESDAY	WEEKLY TREND	MTD AVERAGE
—AG / USG 280kT	<b>88 104,0</b>	<b>103 681,0</b>	▲	106732,5
—AG / UKC 280kT	<b>90 132,0</b>	<b>106 341,0</b>	▲	106065,1
—AG / EAST 270kT	<b>125 481,0</b>	<b>143 758,0</b>	▲	165315,2
—WAF / USG 260kT	<b>95 728,0</b>	<b>95 481,0</b>	▲	108045,9

**SUEZMAX**

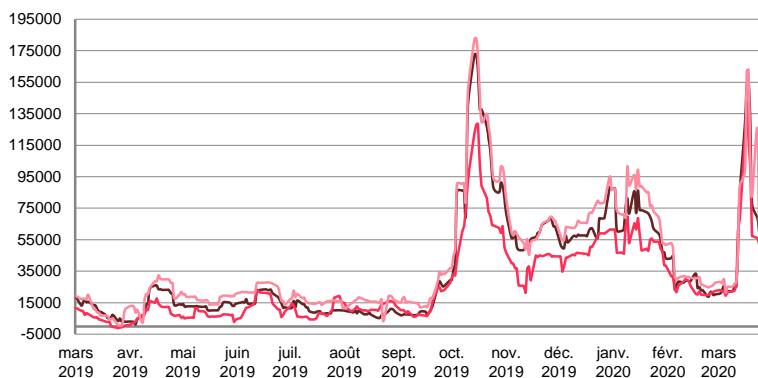
**WORLDSCALE**



	TODAY	TUESDAY	WEEKLY TREND	MTD AVERAGE
—BSEA / MED 135kT	110,0	120,0	▲	127,1
—WAF / USG 130kT	95,0	102,5	▲	104,2
—XMED 135kT	95,0	110,0	▲	116,3

For detailed information, visit our website :  
Riverlake Online Timecharter Equivalent Calculation :  
<http://www.riverlake.ch/en/utilities/rticalc.php>

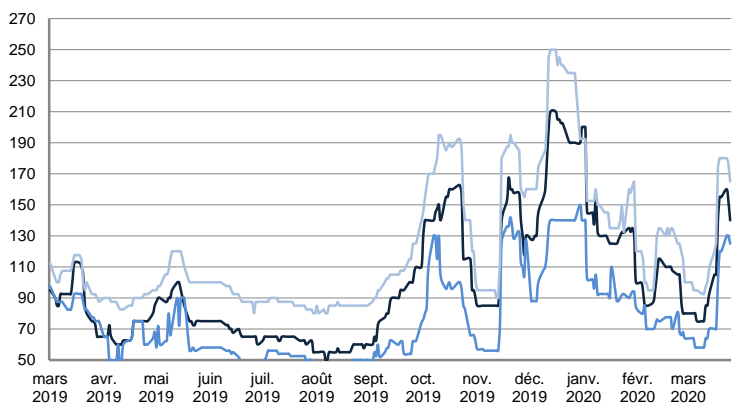
**TIME CHARTER EQUIVALENT (\$/DAY)**



	TODAY	TUESDAY	WEEKLY TREND	MTD AVERAGE
—BSEA / MED 135kT	52 426,0	60 590,0	▲	63760,3
—WAF / USG 130kT	47 927,0	52 814,0	▲	55778,1
—XMED 135kT	51 934,0	65 358,0	▲	67128,4

**AFRAMAX**

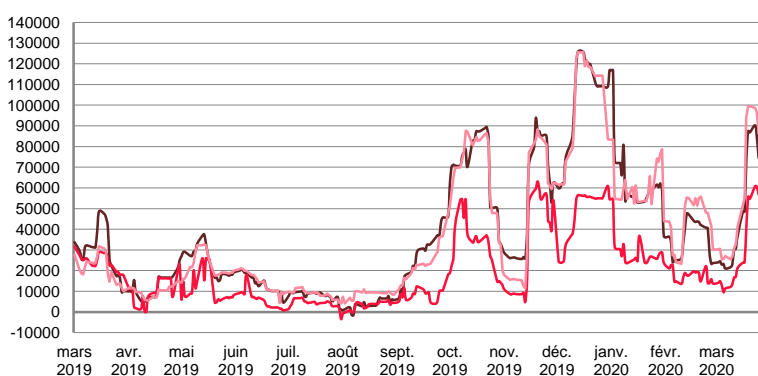
**WORLDSCALE**



	TODAY	TUESDAY	WEEKLY TREND	MTD AVERAGE
—BALTIC / UKC 100kT	140,0	152,5	▼	106,7
—BALTIC / STATES 100kT	125,0	130,0	▲	82,6
—NSEA / UKC 80kT	165,0	177,5	▼	126,7

For detailed information, visit our website :  
Riverlake Online Timecharter Equivalent Calculation :  
<http://www.riverlake.ch/en/utilities/rticalc.php>

**TIME CHARTER EQUIVALENT (\$/DAY)**

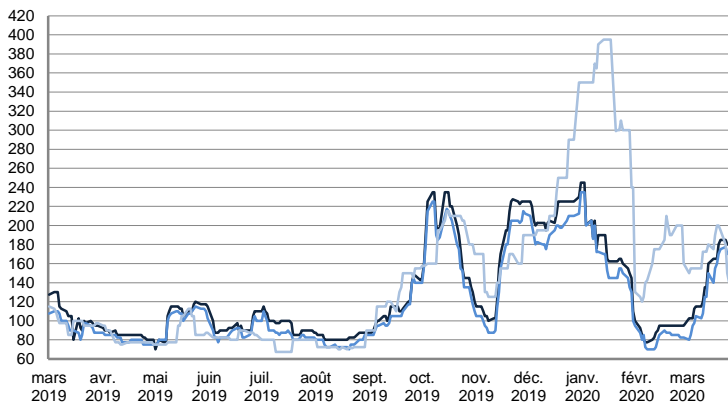


	TODAY	TUESDAY	WEEKLY TREND	MTD AVERAGE
—BALTIC / UKC 100kT	74 448,0	84 273,0	▲	47347,4
—BALTIC / STATES 100kT	56 804,0	60 384,0	▲	28929,4
—NSEA / UKC 80kT	86 464,0	96 574,0	▼	54332,1

CRUDE OIL TANKERS

AFRAMAX

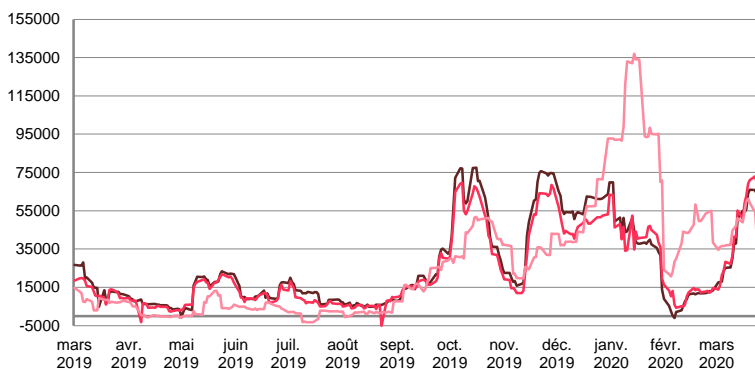
WORLDSCALE



	TODAY	TUESDAY	WEEKLY TREND	MTD AVERAGE
— BSEA / MED 80kT	180,0	180,0	▲	144,7
— XMED 80kT	172,5	170,0	▲	132,9
— CAR / USA 70kT	140,0	150,0	▼	169,6

For detailed information, visit our website :  
Riverlake Online Timecharter Equivalent Calculation :  
<http://www.riverlake.ch/en/utilities/rticalc.php>

TIME CHARTER EQUIVALENT (\$/DAY)

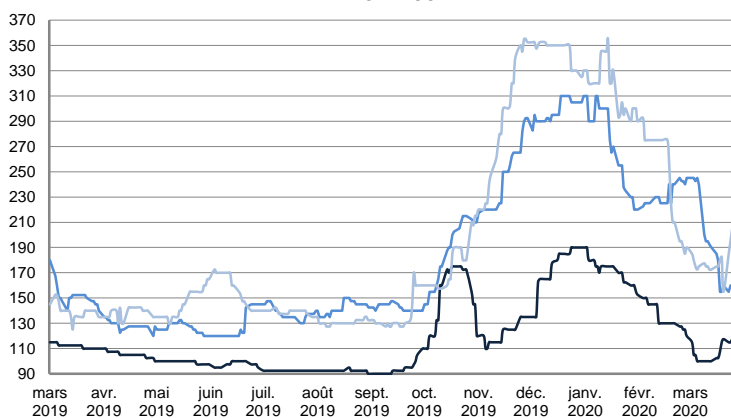


	TODAY	TUESDAY	WEEKLY TREND	MTD AVERAGE
— BSEA / MED 80kT	63 712,0	63 334,0	▲	42883,4
— XMED 80kT	70 317,0	68 968,0	▲	45802,7
— CAR / USA 70kT	36 288,0	40 407,0	▼	45628,6

PRODUCT TANKERS

DPP

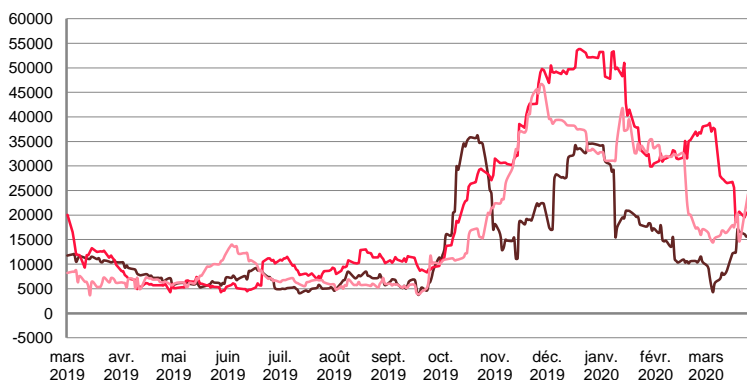
WORLDSCALE



	TODAY	TUESDAY	WEEKLY TREND	MTD AVERAGE
— BALTIC / STATES 55kT	117,5	115,0	▼	106,5
— BALTIC / UKC 30kT	160,0	160,0	▼	194,4
— BSEA / MED 30kT	205,0	195,0	▼	178,5

For detailed information, visit our website :  
Riverlake Online Timecharter Equivalent Calculation :  
<http://www.riverlake.ch/en/utilities/rticalc.php>

TIME CHARTER EQUIVALENT (\$/DAY)

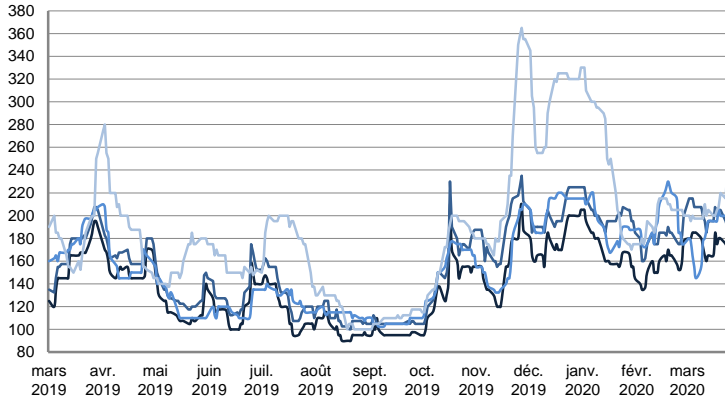


	TODAY	TUESDAY	WEEKLY TREND	MTD AVERAGE
— BALTIC / STATES 55kT	15 727,0	15 602,0	▲	10600,6
— BALTIC / UKC 30kT	20 173,0	20 483,0	▼	27621,4
— BSEA / MED 30kT	24 300,0	22 164,0	▼	17501,4

PRODUCT TANKERS

CPP

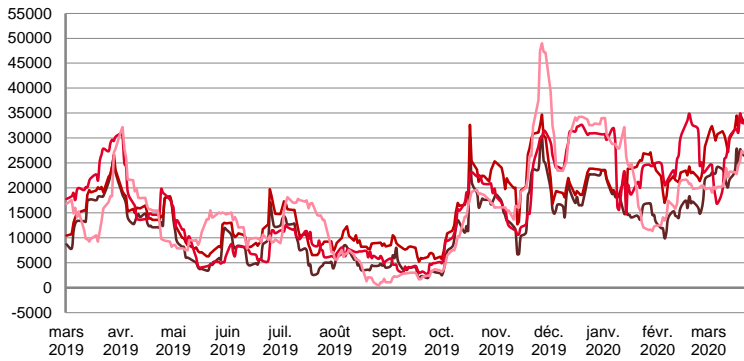
WORLDSCALE



	TODAY	TUESDAY	WEEKLY TREND	MTD AVERAGE
—UKC / STATES 37kT	165,0	170,0	▲	175,1
—UKC / WAF 33kT	180,0	190,0	▲	201,1
—BALTIC / UKC 30kT	200,0	200,0	▼	183,8
—BSEA / MED 30kT	240,0	240,0	▼	207,1

For detailed information, visit our website :  
Riverlake Online Timecharter Equivalent Calculation :  
<http://www.riverlake.ch/en/utilities/rticalc.php>

TIME CHARTER EQUIVALENT (\$/DAY)

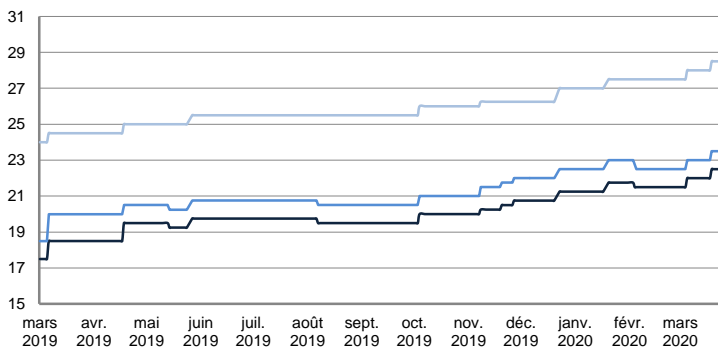


	TODAY	TUESDAY	WEEKLY TREND	MTD AVERAGE
—UKC / STATES 37kT	23 027,0	24 494,0	▲	23837,3
—UKC / WAF 33kT	28 039,0	30 596,0	▲	31181,5
—BALTIC / UKC 30kT	32 575,0	32 881,0	▼	27542,6
—BSEA / MED 30kT	31 417,0	31 211,0	▲	23496,8

SMALL TANKERS

DPP

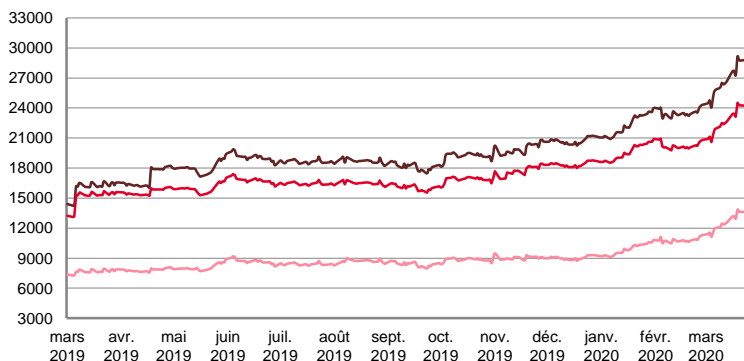
\$ / T



	TODAY	TUESDAY	WEEKLY TREND	MTD AVERAGE
—BALTIC / UKC 15kT	22,5	22,5	▬	22,1
—BALTIC / UKC 12kT	23,5	23,5	▬	23,1
—BALTIC / UKC 6kT	28,5	28,5	▬	28,1

For detailed information, visit our website :  
Riverlake Online Timecharter Equivalent Calculation :  
<http://www.riverlake.ch/en/utilities/rticalc.php>

TIME CHARTER EQUIVALENT (\$/DAY)

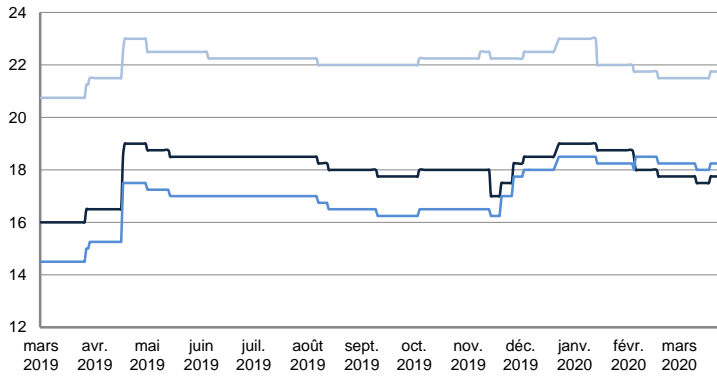


	TODAY	TUESDAY	WEEKLY TREND	MTD AVERAGE
—BALTIC / UKC 15kT	28 415,0	28 607,0	▲	26807,4
—BALTIC / UKC 10kT	23 975,0	24 114,0	▲	22729,9
—BALTIC / UKC 6kT	13 405,0	13 513,0	▲	12603,3

SMALL TANKERS

CPP

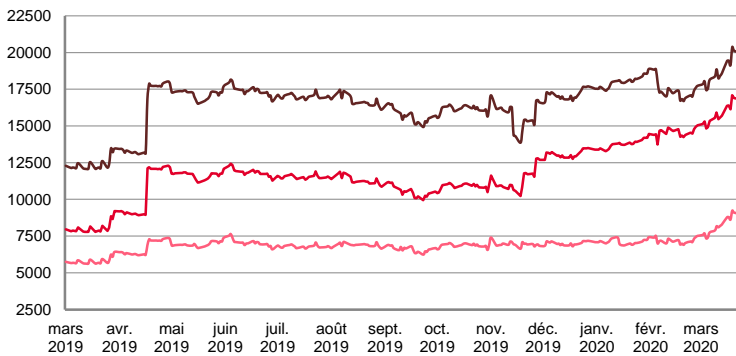
\$ / T



	TODAY	TUESDAY	WEEKLY TREND	MTD AVERAGE
BALTIC / UKC 15kT	17,8	17,8	▼	17,7
BALTIC / UKC 12kT	18,3	18,3	▼	18,2
BALTIC / UKC 6kT	21,8	21,8	▬	21,6

For detailed information, visit our website :  
Riverlake Online Timecharter Equivalent Calculation :  
<http://www.riverlake.ch/en/utilities/rtcalc.php>

TIME CHARTER EQUIVALENT (\$/DAY)

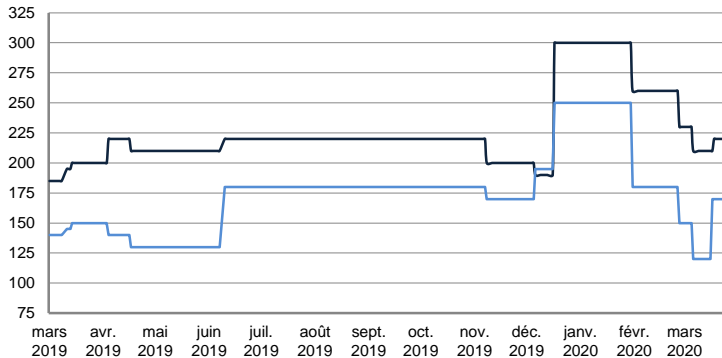


	TODAY	TUESDAY	WEEKLY TREND	MTD AVERAGE
BALTIC / UKC 15kT	19 743,0	19 888,0	▲	18867,9
BALTIC / UKC 12kT	16 607,0	16 725,0	▲	15930,7
BALTIC / UKC 6kT	8 871,0	8 953,0	▲	8320,2

SMALL TANKERS - AFRICA

CPP

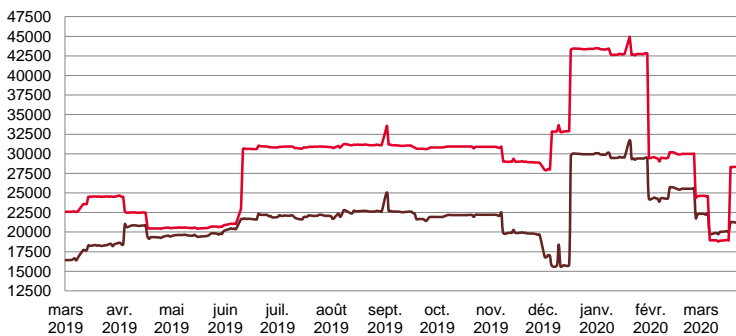
LUMPSUM (000's US\$)



	TODAY	TUESDAY	WEEKLY TREND	MTD AVERAGE
XWAF 15kT	220 000,0	220 000,0	▼	217777,8
XWAF 10kT	180 000,0	170 000,0	▼	146666,7

For detailed information, visit our website :  
Riverlake Online Timecharter Equivalent Calculation :  
<http://www.riverlake.ch/en/utilities/rtcalc.php>

TIME CHARTER EQUIVALENT (\$/DAY)



	TODAY	TUESDAY	WEEKLY TREND	MTD AVERAGE
XWAF 15kT	22 861,0	22 861,0	▼	21091,7
XWAF 10kT	31 264,0	29 374,0	▼	23541,6

For other RTI's, fixture reports, analysis and forecasts go to [www.riverlake.ch](http://www.riverlake.ch).

Disclaimer:  
This report has been prepared by Riverlake Shipping S.A. The rates contained herein are indicative only. Rate indications are as of the date of publication and are subject to change without notice. Riverlake Shipping S.A. does not assume any liability or responsibility for the correctness or completeness of the information contained herein. The above report is Copyright of Riverlake Shipping S.A. No unauthorised reproduction or redistribution without permission from Riverlake Shipping S.A.