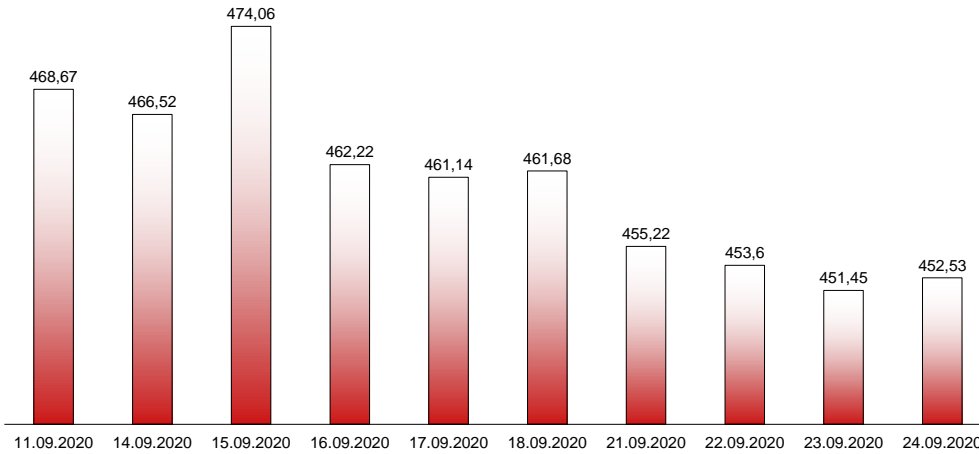


24.09.2020

**RIVERLAKE european TANKER INDEX (ReTI)\***



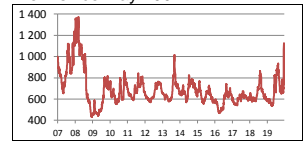
ReTI values

Max	24.07.08	1372,70
Today		452,53
Min	28.04.09	431,82

ReTI trends

daily	1,08
avg last decade	-15,26
avg last 30 days	-5,25

ReTI since May 2007



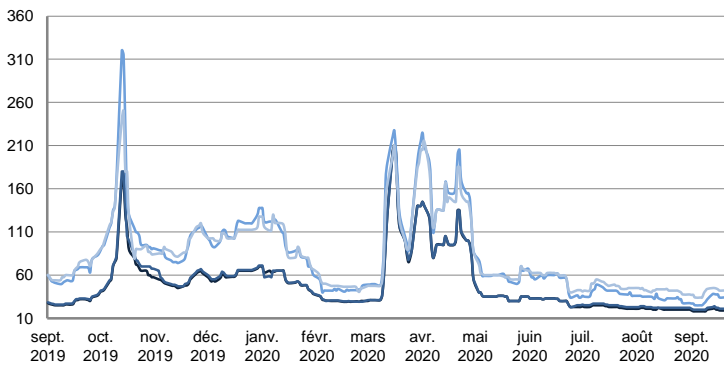
\* The Riverlake european Tanker Index (ReTI) is a composite index. All main European tanker movements are represented being six crude oil tanker routes, six clean petroleum products tanker routes and five dirty petroleum tanker routes. The oil tanker stems represented are between 6'000 MT to 135'000 MT. It covers all regions in Europe including the North Sea, Baltic Sea, UKContinent, Mediterranean and Black Sea.

**RIVERLAKE TANKER INDEX (RTI)**

**CRUDE OIL TANKERS**

VLCC

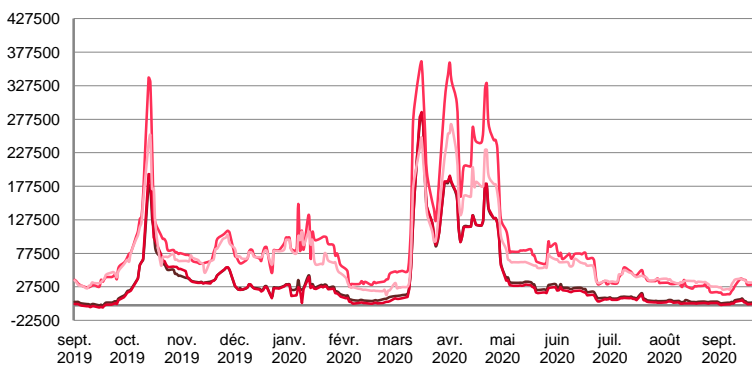
**WORLDSCALE**



	TODAY	WEDNESDAY	DAILY TREND	MTD AVERAGE
AG / USG 280KT	18,0	19,0	▼	19,1
AG / UKC 280KT	20,0	21,0	▼	21,1
AG / EAST 270KT	29,0	30,0	▼	30,8
WAF / USG 260KT	38,5	38,0	↔	39,8

For detailed information, visit our website :  
Riverlake Online Timecharter Equivalent Calculation :  
<http://www.riverlake.ch/en/utilities/rticalc.php>

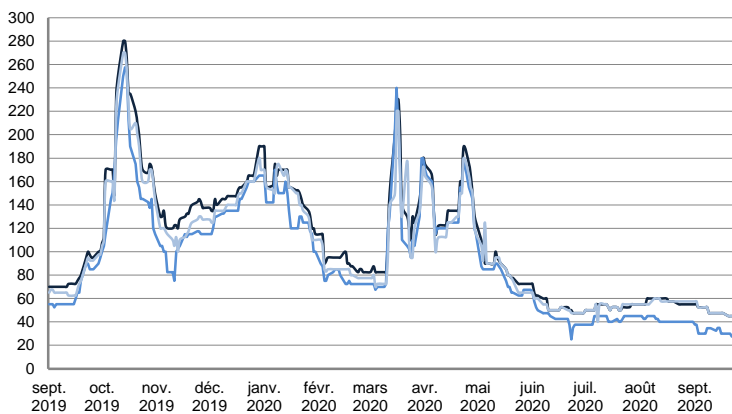
**TIME CHARTER EQUIVALENT (\$/DAY)**



	TODAY	WEDNESDAY	DAILY TREND	MTD AVERAGE
AG / USG 280KT	2 691,0	3 714,0	▼	5068,6
AG / UKC 280KT	338,0	1 425,0	▼	2781,2
AG / EAST 270KT	22 224,0	23 508,0	▼	26116,9
WAF / USG 260KT	29 394,0	28 600,0	▲	31457,8

**SUEZMAX**

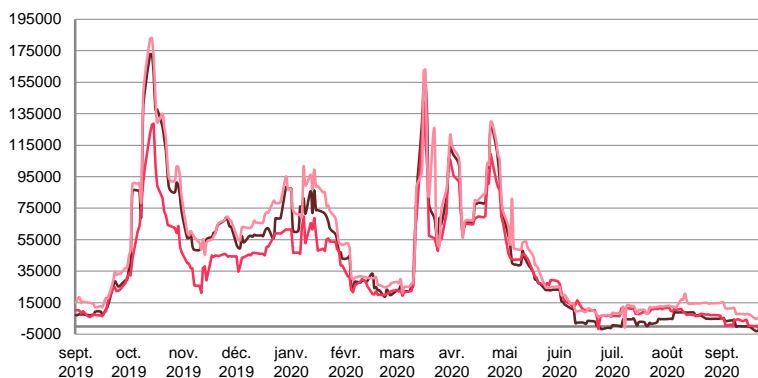
**WORLDSCALE**



	TODAY	WEDNESDAY	DAILY TREND	MTD AVERAGE
— BSEA / MED 135kT	45,0	45,0	—	49,3
— WAF / USG 130kT	27,5	27,5	—	39,8
— XMED 135kT	45,0	45,0	—	49,7

For detailed information, visit our website :  
Riverlake Online Timecharter Equivalent Calculation :  
<http://www.riverlake.ch/en/utilities/rticalc.php>

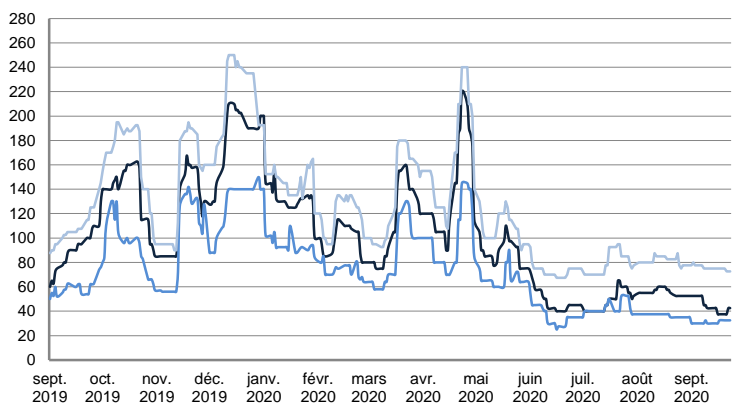
**TIME CHARTER EQUIVALENT (\$/DAY)**



	TODAY	WEDNESDAY	DAILY TREND	MTD AVERAGE
— BSEA / MED 135kT	-2 326,0	-2 261,0	▼	1051,9
— WAF / USG 130kT	-1 469,0	-1 561,0	▲	2199,4
— XMED 135kT	5 318,0	5 062,0	▲	9195,7

**AFRAMAX**

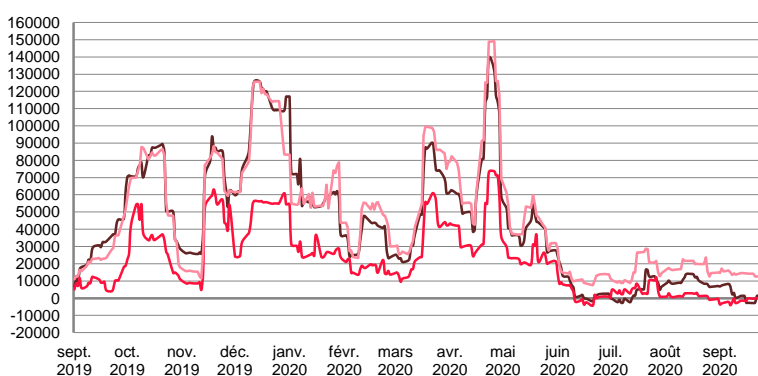
**WORLDSCALE**



	TODAY	WEDNESDAY	DAILY TREND	MTD AVERAGE
— BALTIC / UKC 100kT	42,5	42,5	—	45,0
— BALTIC / STATES 100kT	32,5	32,5	—	31,1
— NSEA / UKC 80kT	72,5	72,5	—	75,6

For detailed information, visit our website :  
Riverlake Online Timecharter Equivalent Calculation :  
<http://www.riverlake.ch/en/utilities/rticalc.php>

**TIME CHARTER EQUIVALENT (\$/DAY)**

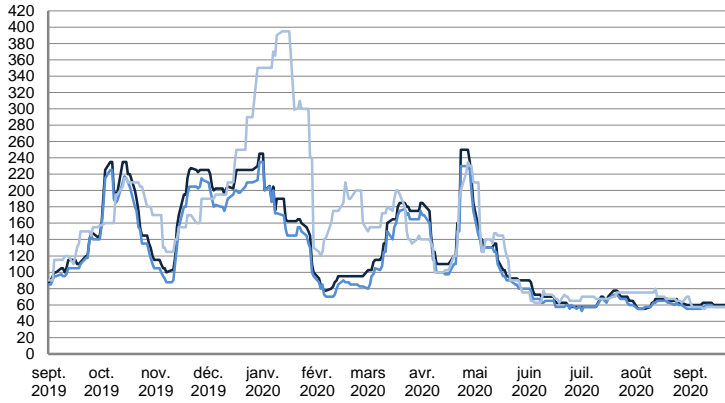


	TODAY	WEDNESDAY	DAILY TREND	MTD AVERAGE
— BALTIC / UKC 100kT	1 437,0	1 227,0	▲	2522,4
— BALTIC / STATES 100kT	197,0	-71,0	▲	-1533,1
— NSEA / UKC 80kT	12 660,0	12 518,0	▲	14375,2

CRUDE OIL TANKERS

AFRAMAX

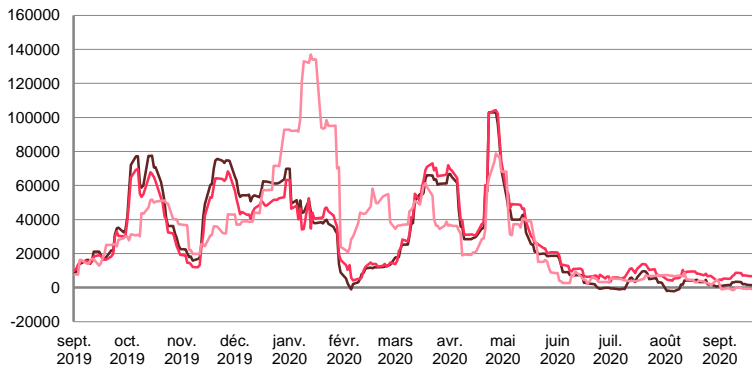
WORLDSCALE



	TODAY	WEDNESDAY	DAILY TREND	MTD AVERAGE
BSEA / MED 80kT	60,0	60,0	—	60,6
XMED 80kT	57,5	57,5	—	56,9
CAR / USA 70kT	55,0	55,0	—	57,9

For detailed information, visit our website :  
Riverlake Online Timecharter Equivalent Calculation :  
<http://www.riverlake.ch/en/utilities/rtcalc.php>

TIME CHARTER EQUIVALENT (\$/DAY)

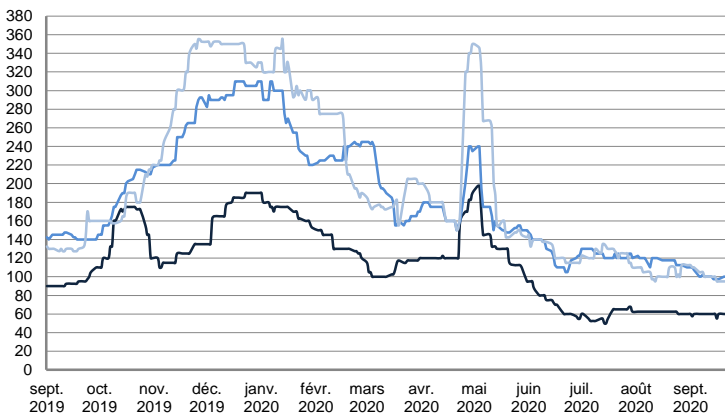


	TODAY	WEDNESDAY	DAILY TREND	MTD AVERAGE
BSEA / MED 80kT	1 843,0	1 896,0	▼	1852,5
XMED 80kT	7 024,0	6 795,0	▲	6451,7
CAR / USA 70kT	-1 872,0	-1 933,0	▲	-495,3

PRODUCT TANKERS

DPP

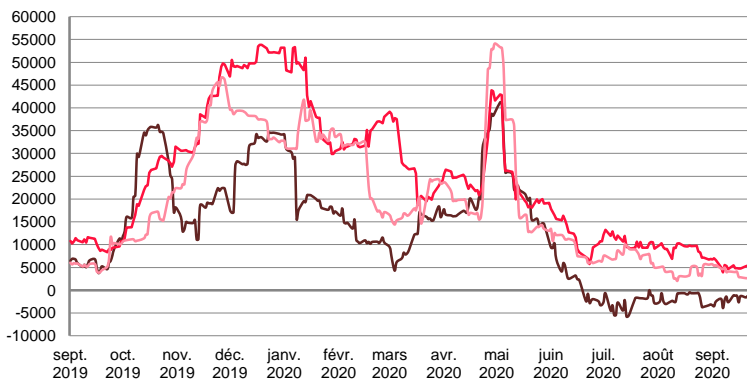
WORLDSCALE



	TODAY	WEDNESDAY	DAILY TREND	MTD AVERAGE
BALTIC / STATES 55kT	60,0	60,0	—	59,6
BALTIC / UKC 30kT	100,0	100,0	—	101,7
BSEA / MED 30kT	95,0	95,0	—	101,7

For detailed information, visit our website :  
Riverlake Online Timecharter Equivalent Calculation :  
<http://www.riverlake.ch/en/utilities/rtcalc.php>

TIME CHARTER EQUIVALENT (\$/DAY)

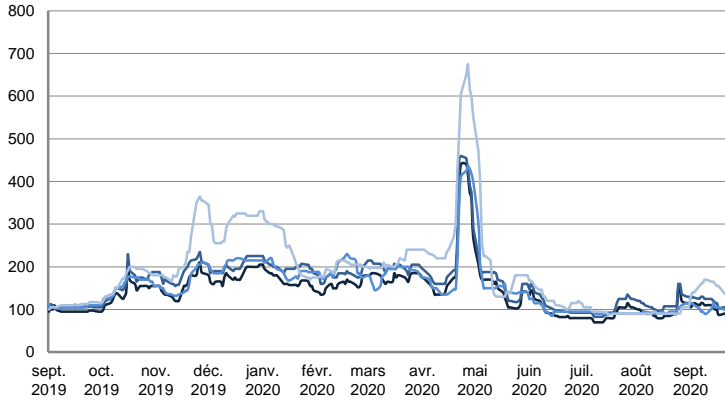


	TODAY	WEDNESDAY	DAILY TREND	MTD AVERAGE
BALTIC / STATES 55kT	-1 046,0	-1 329,0	▲	-2065,4
BALTIC / UKC 30kT	5 526,0	5 370,0	▲	5430,1
BSEA / MED 30kT	2 959,0	2 996,0	▼	4091,9

PRODUCT TANKERS

CPP

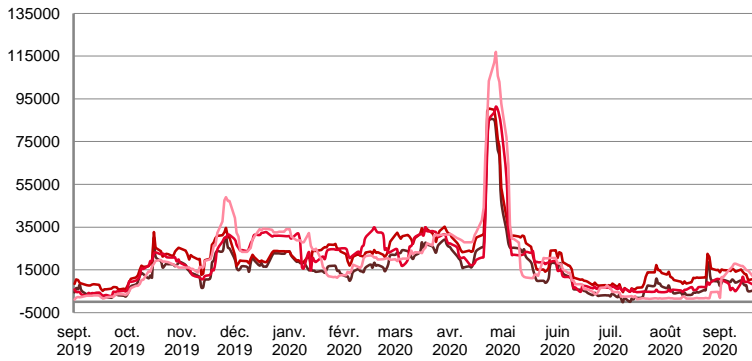
WORLDSCALE



	TODAY	WEDNESDAY	DAILY TREND	MTD AVERAGE
UKC / STATES 37kT	90,0	90,0	▬	103,8
UKC / WAF 33kT	100,0	105,0	▾	118,9
BALTIC / UKC 30kT	105,0	100,0	▴	103,6
BSEA / MED 30kT	120,0	120,0	▬	146,9

For detailed information, visit our website :  
Riverlake Online Timecharter Equivalent Calculation :  
<http://www.riverlake.ch/en/utilities/rticalc.php>

TIME CHARTER EQUIVALENT (\$/DAY)

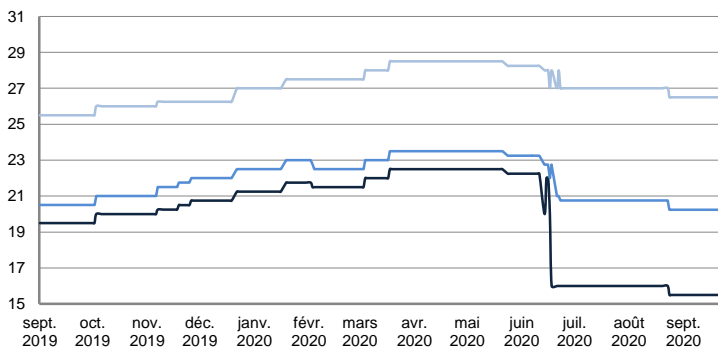


	TODAY	WEDNESDAY	DAILY TREND	MTD AVERAGE
UKC / STATES 37kT	5 738,0	5 549,0	▴	8119,2
UKC / WAF 33kT	9 912,0	10 790,0	▾	13360,6
BALTIC / UKC 30kT	9 511,0	8 167,0	▴	8680,2
BSEA / MED 30kT	8 172,0	8 206,0	▾	12800,7

SMALL TANKERS

DPP

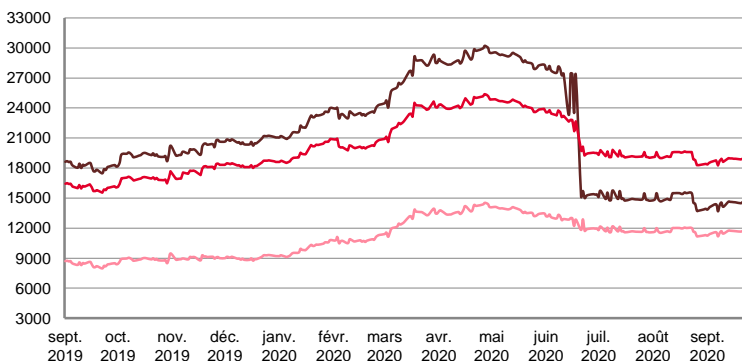
\$ / T



	TODAY	WEDNESDAY	DAILY TREND	MTD AVERAGE
BALTIC / UKC 15kT	15,5	15,5	▬	15,5
BALTIC / UKC 12kT	20,3	20,3	▬	20,3
BALTIC / UKC 6kT	26,5	26,5	▬	26,5

For detailed information, visit our website :  
Riverlake Online Timecharter Equivalent Calculation :  
<http://www.riverlake.ch/en/utilities/rticalc.php>

TIME CHARTER EQUIVALENT (\$/DAY)

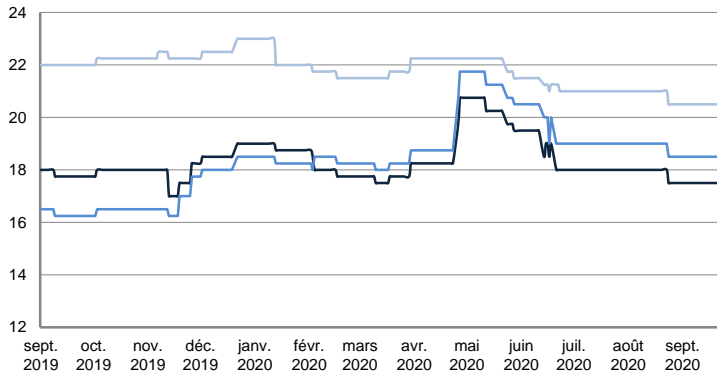


	TODAY	WEDNESDAY	DAILY TREND	MTD AVERAGE
BALTIC / UKC 15kT	14 676,0	14 580,0	▴	14354,4
BALTIC / UKC 10kT	19 012,0	18 941,0	▴	18762,6
BALTIC / UKC 6kT	11 767,0	11 711,0	▴	11568,3

SMALL TANKERS

CPP

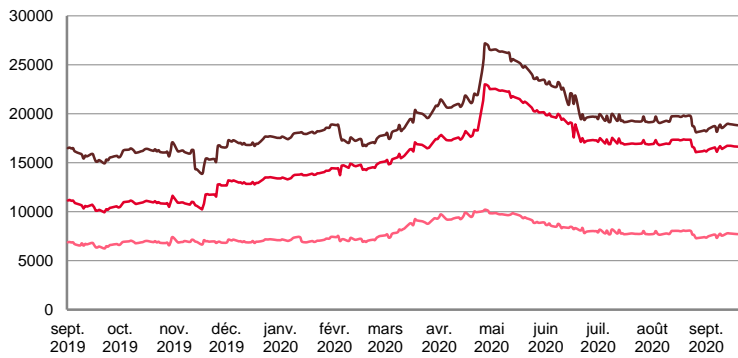
\$ / T



	TODAY	WEDNESDAY	DAILY TREND	MTD AVERAGE
BALTIC / UKC 15kT	17,5	17,5	—	17,5
BALTIC / UKC 12kT	18,5	18,5	—	18,5
BALTIC / UKC 6kT	20,5	20,5	—	20,5

For detailed information, visit our website :  
Riverlake Online Timecharter Equivalent Calculation :  
<http://www.riverlake.ch/en/utilities/rtcalc.php>

TIME CHARTER EQUIVALENT (\$/DAY)

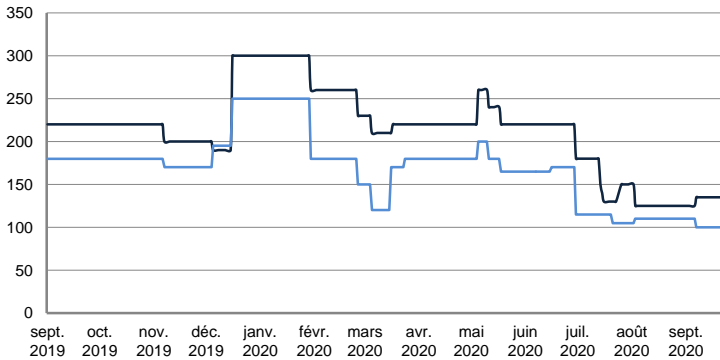


	TODAY	WEDNESDAY	DAILY TREND	MTD AVERAGE
BALTIC / UKC 15kT	18 987,0	18 910,0	▲	18696,4
BALTIC / UKC 12kT	16 759,0	16 698,0	▲	16531,9
BALTIC / UKC 6kT	7 798,0	7 754,0	▲	7628,9

SMALL TANKERS - AFRICA

CPP

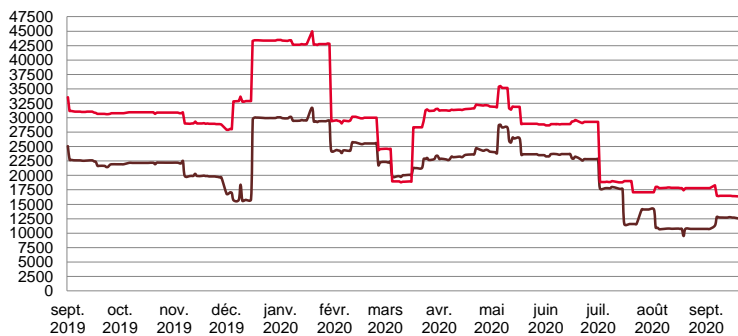
LUMPSUM (000's US\$)



	TODAY	WEDNESDAY	DAILY TREND	MTD AVERAGE
XWAF 15kT	135 000,0	135 000,0	—	132222,2
XWAF 10kT	100 000,0	100 000,0	—	102777,8

For detailed information, visit our website :  
Riverlake Online Timecharter Equivalent Calculation :  
<http://www.riverlake.ch/en/utilities/rtcalc.php>

TIME CHARTER EQUIVALENT (\$/DAY)



	TODAY	WEDNESDAY	DAILY TREND	MTD AVERAGE
XWAF 15kT	12 572,0	12 382,0	▲	12152,5
XWAF 10kT	16 401,0	16 283,0	▲	16838,9

For other RTI's, fixture reports, analysis and forecasts go to [www.riverlake.ch](http://www.riverlake.ch).

Disclaimer:  
This report has been prepared by Riverlake. The rates contained herein are indicative only. Rate indications are as of the date of publication and are subject to change without notice. Riverlake does not assume any liability or responsibility for the correctness or completeness of the information contained herein. The above report is Copyright of Riverlake. No unauthorised reproduction or redistribution without permission from Riverlake.