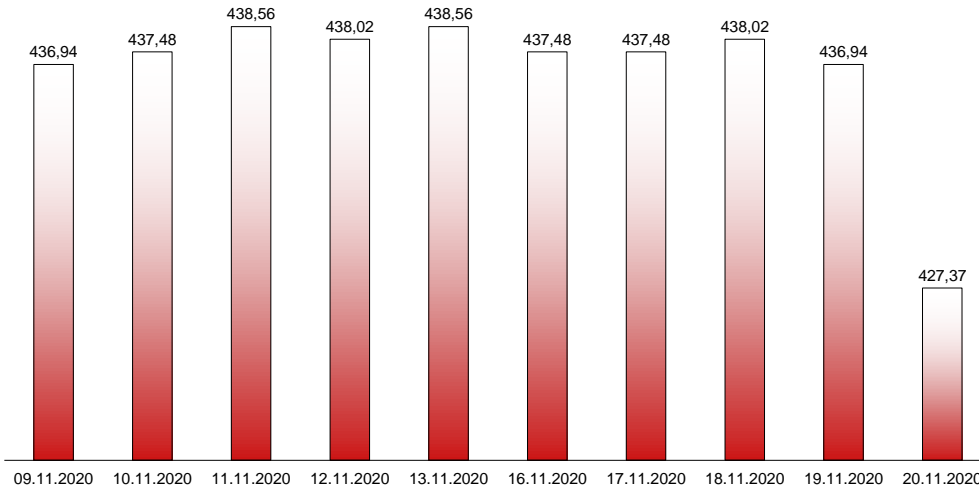


20.11.2020

**RIVERLAKE european TANKER INDEX (ReTI)\***



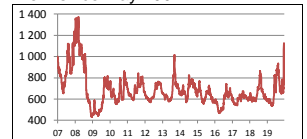
ReTI values

Max	24.07.08	1372,70
Today		427,37
Min	20.11.20	427,37

ReTI trends

daily	-9,57
avg last decade	-5,27
avg last 30 days	-20,81

ReTI since May 2007



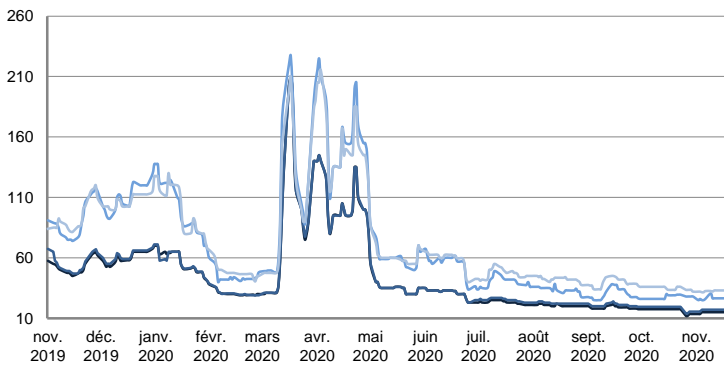
\* The Riverlake european Tanker Index (ReTI) is a composite index. All main European tanker movements are represented being six crude oil tanker routes, six clean petroleum products tanker routes and five dirty petroleum tanker routes. The oil tanker stems represented are between 6'000 MT to 135'000 MT. It covers all regions in Europe including the North Sea, Baltic Sea, UKContinent, Mediterranean and Black Sea.

**RIVERLAKE TANKER INDEX (RTI)**

**CRUDE OIL TANKERS**

VLCC

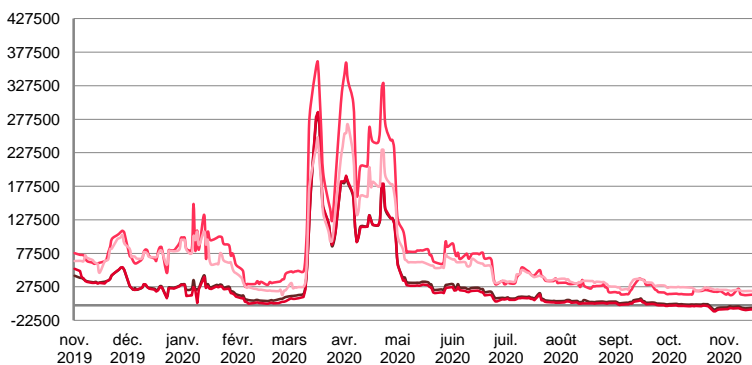
**WORLDSCALE**



	TODAY	THURSDAY	DAILY TREND	MTD AVERAGE
AG / USG 280KT	15,0	15,0	↔	14,8
AG / UKC 280KT	17,0	17,0	↔	16,8
AG / EAST 270KT	26,0	26,0	↔	26,3
WAF / USG 260KT	32,5	33,0	↘	32,5

For detailed information, visit our website :  
Riverlake Online Timecharter Equivalent Calculation :  
<http://www.riverlake.ch/en/utilities/rticalc.php>

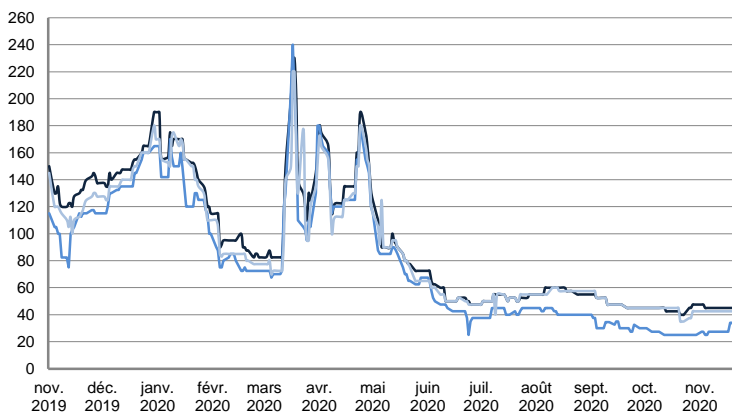
**TIME CHARTER EQUIVALENT (\$/DAY)**



	TODAY	THURSDAY	DAILY TREND	MTD AVERAGE
AG / USG 280KT	-3 678,0	-3 932,0	▲	-3157,7
AG / UKC 280KT	-6 219,0	-6 472,0	▲	-5715,2
AG / EAST 270KT	15 043,0	14 782,0	▲	16445,7
WAF / USG 260KT	20 444,0	21 939,0	▼	21721,3

**SUEZMAX**

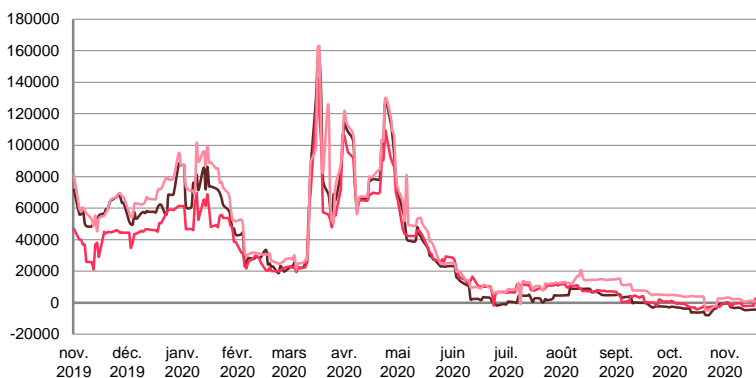
**WORLDSCALE**



	TODAY	THURSDAY	DAILY TREND	MTD AVERAGE
BSEA / MED 135kT	45,0	45,0	—	45,3
WAF / USG 130kT	32,5	34,0	▼	32,5
XMED 135kT	42,5	42,5	—	42,5

For detailed information, visit our website :  
Riverlake Online Timecharter Equivalent Calculation :  
<http://www.riverlake.ch/en/utilities/rticalc.php>

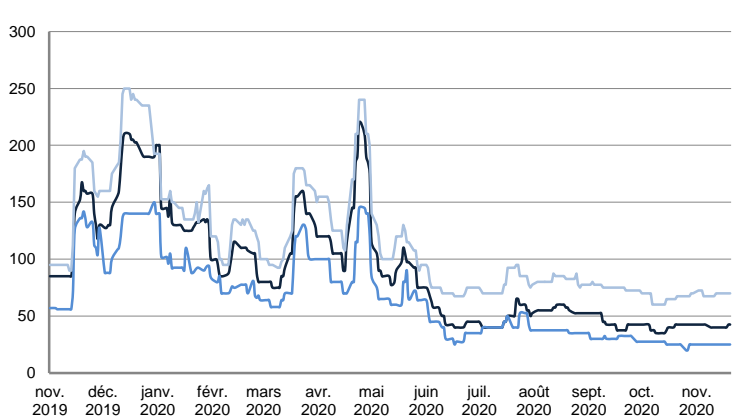
**TIME CHARTER EQUIVALENT (\$/DAY)**



	TODAY	THURSDAY	DAILY TREND	MTD AVERAGE
BSEA / MED 135kT	-4 633,0	-4 672,0	▲	-3471,5
WAF / USG 130kT	1 323,0	2 980,0	▼	-533,2
XMED 135kT	920,0	1 082,0	▼	1741,3

**AFRAMAX**

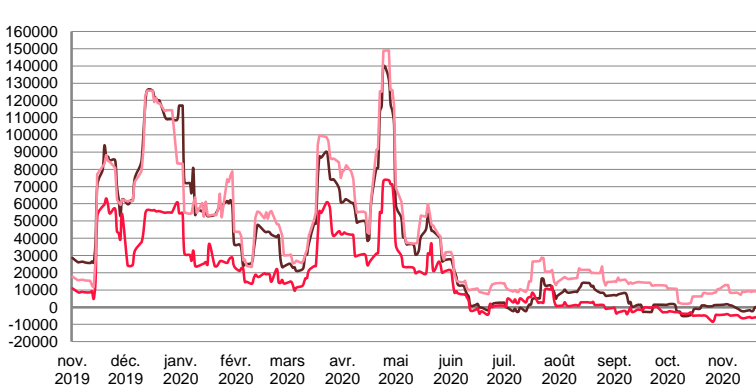
**WORLDSCALE**



	TODAY	THURSDAY	DAILY TREND	MTD AVERAGE
BALTIC / UKC 100kT	42,5	42,5	—	41,2
BALTIC / STATES 100kT	25,0	25,0	—	25,0
NSEA / UKC 80kT	70,0	70,0	—	69,7

For detailed information, visit our website :  
Riverlake Online Timecharter Equivalent Calculation :  
<http://www.riverlake.ch/en/utilities/rticalc.php>

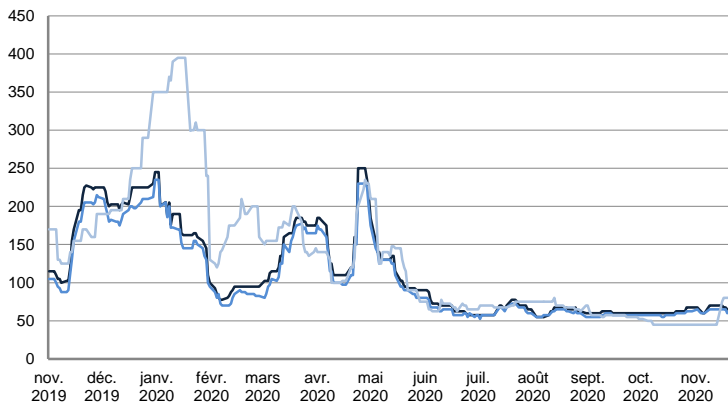
**TIME CHARTER EQUIVALENT (\$/DAY)**



	TODAY	THURSDAY	DAILY TREND	MTD AVERAGE
BALTIC / UKC 100kT	-47,0	-62,0	▲	-528,0
BALTIC / STATES 100kT	-5 897,0	-5 903,0	▲	-5363,9
NSEA / UKC 80kT	9 252,0	9 226,0	▲	9502,5

**AFRAMAX**

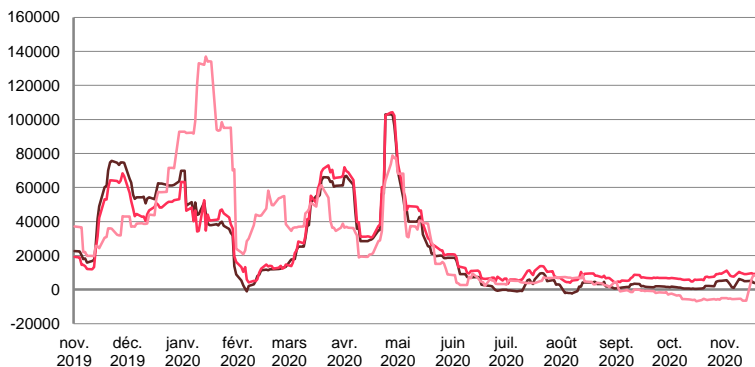
**WORLDSCALE**



	TODAY	THURSDAY	DAILY TREND	MTD AVERAGE
— BSEA / MED 80kT	65,0	65,0	▬	66,7
— XMED 80kT	62,5	60,0	▲	63,3
— CAR / USA 70kT	80,0	80,0	▬	56,3

For detailed information, visit our website :  
Riverlake Online Timecharter Equivalent Calculation :  
<http://www.riverlake.ch/en/utilities/rticalc.php>

**TIME CHARTER EQUIVALENT (\$/DAY)**

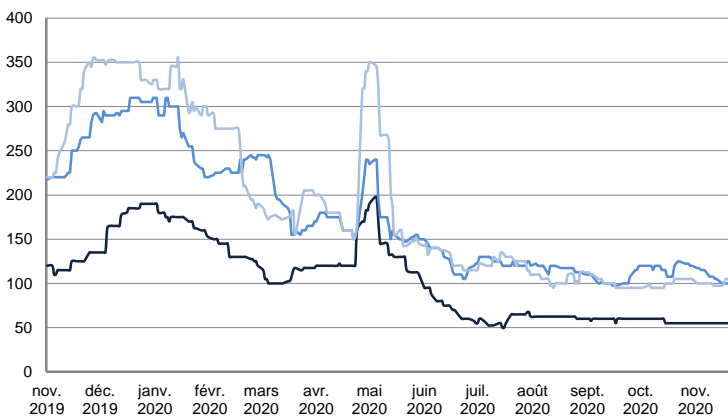


	TODAY	THURSDAY	DAILY TREND	MTD AVERAGE
— BSEA / MED 80kT	2 501,0	2 469,0	▲	4071,1
— XMED 80kT	7 851,0	6 652,0	▲	8993,3
— CAR / USA 70kT	8 292,0	8 694,0	▼	-1134,0

PRODUCT TANKERS

**DPP**

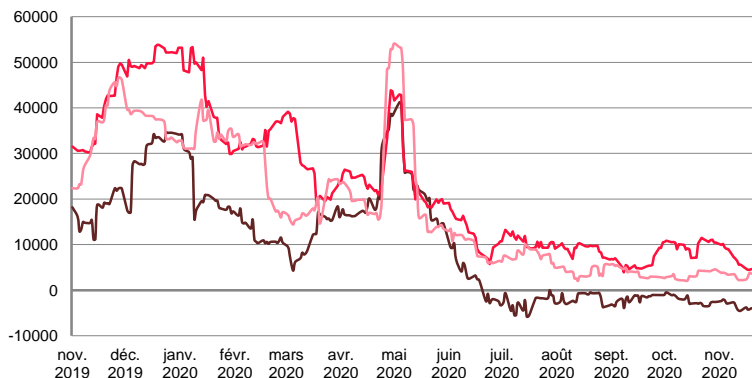
**WORLDSCALE**



	TODAY	THURSDAY	DAILY TREND	MTD AVERAGE
— BALTIC / STATES 55kT	55,0	55,0	▬	55,0
— BALTIC / UKC 30kT	100,0	100,0	▬	107,5
— BSEA / MED 30kT	105,0	105,0	▬	100,3

For detailed information, visit our website :  
Riverlake Online Timecharter Equivalent Calculation :  
<http://www.riverlake.ch/en/utilities/rticalc.php>

**TIME CHARTER EQUIVALENT (\$/DAY)**

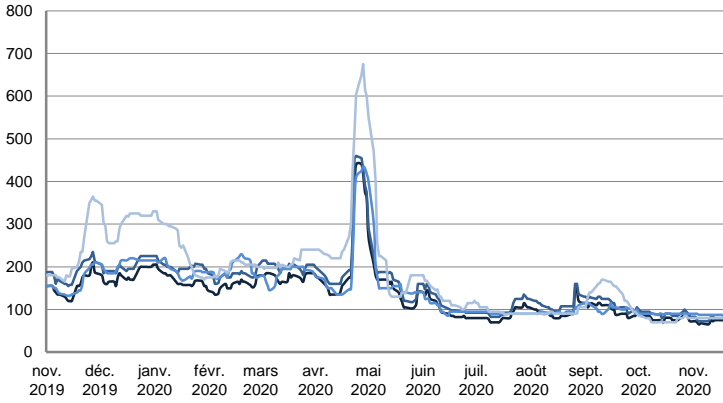


	TODAY	THURSDAY	DAILY TREND	MTD AVERAGE
— BALTIC / STATES 55kT	-3 966,0	-3 969,0	▲	-3434,7
— BALTIC / UKC 30kT	4 638,0	4 634,0	▲	6830,5
— BSEA / MED 30kT	3 683,0	3 658,0	▲	3232,1

PRODUCT TANKERS

CPP

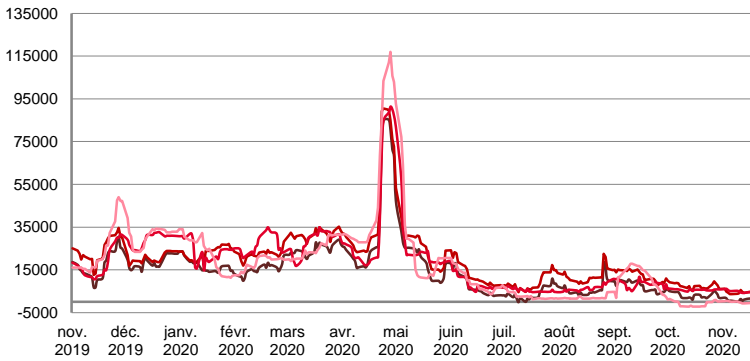
WORLDSCALE



	TODAY	THURSDAY	DAILY TREND	MTD AVERAGE
UKC / STATES 37kT	75,0	75,0	▬	71,5
UKC / WAF 33kT	85,0	85,0	▬	78,7
BALTIC / UKC 30kT	85,0	85,0	▬	87,3
BSEA / MED 30kT	80,0	80,0	▬	80,0

For detailed information, visit our website :  
Riverlake Online Timecharter Equivalent Calculation :  
<http://www.riverlake.ch/en/utilities/rticalc.php>

TIME CHARTER EQUIVALENT (\$/DAY)

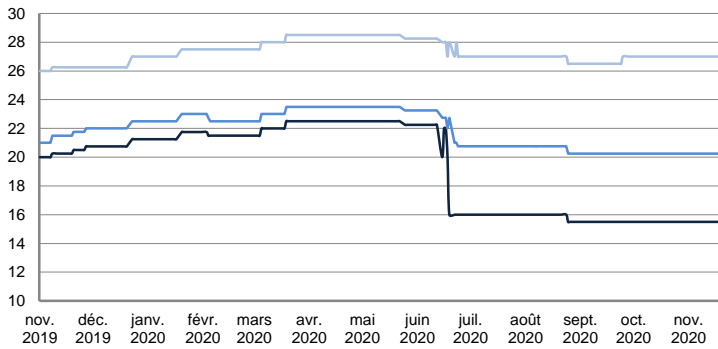


	TODAY	THURSDAY	DAILY TREND	MTD AVERAGE
UKC / STATES 37kT	1 450,0	1 447,0	▲	1047,5
UKC / WAF 33kT	5 649,0	5 648,0	▲	4643,0
BALTIC / UKC 30kT	3 886,0	3 883,0	▲	4741,9
BSEA / MED 30kT	-617,0	-640,0	▲	-199,9

SMALL TANKERS

DPP

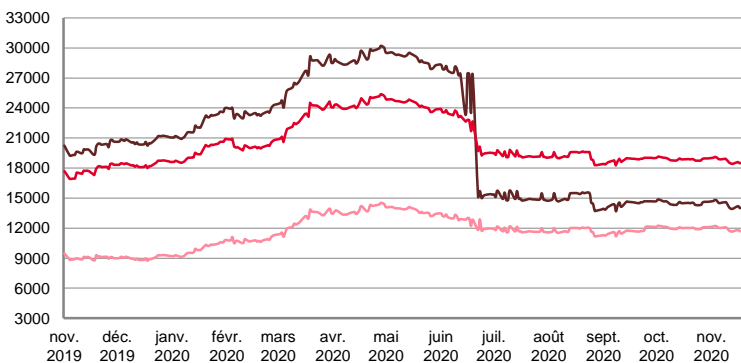
\$ / T



	TODAY	THURSDAY	DAILY TREND	MTD AVERAGE
BALTIC / UKC 15kT	14,0	15,5	▼	15,4
BALTIC / UKC 12kT	18,8	20,3	▼	20,2
BALTIC / UKC 6kT	26,5	27,0	▼	27,0

For detailed information, visit our website :  
Riverlake Online Timecharter Equivalent Calculation :  
<http://www.riverlake.ch/en/utilities/rticalc.php>

TIME CHARTER EQUIVALENT (\$/DAY)

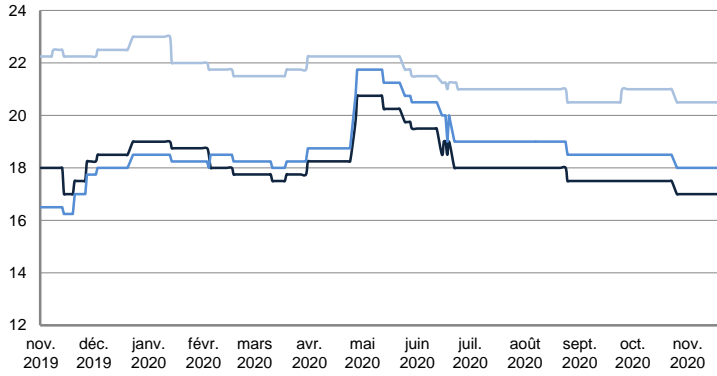


	TODAY	THURSDAY	DAILY TREND	MTD AVERAGE
BALTIC / UKC 15kT	11 233,0	14 115,0	▼	14120,5
BALTIC / UKC 10kT	16 379,0	18 563,0	▼	18577,1
BALTIC / UKC 6kT	11 409,0	11 770,0	▼	11874,9

SMALL TANKERS

CPP

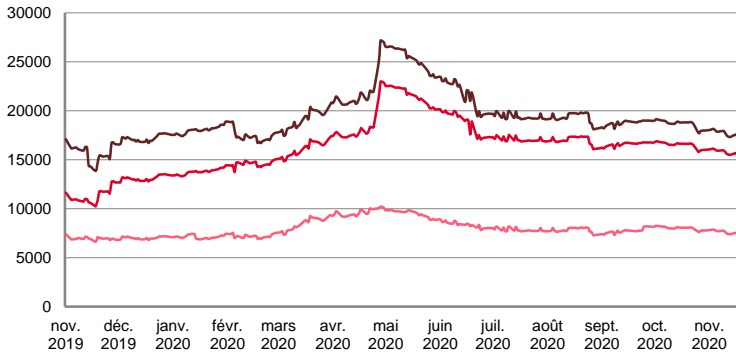
\$ / T



	TODAY	THURSDAY	DAILY TREND	MTD AVERAGE
BALTIC / UKC 15kT	16,0	17,0	▼	16,9
BALTIC / UKC 12kT	17,0	18,0	▼	17,9
BALTIC / UKC 6kT	20,0	20,5	▼	20,5

For detailed information, visit our website :  
Riverlake Online Timecharter Equivalent Calculation :  
<http://www.riverlake.ch/en/utilities/rtcalc.php>

TIME CHARTER EQUIVALENT (\$/DAY)

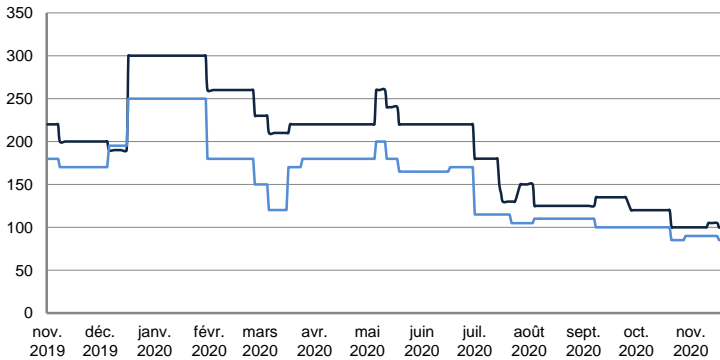


	TODAY	THURSDAY	DAILY TREND	MTD AVERAGE
BALTIC / UKC 15kT	15 563,0	17 481,0	▼	17548,6
BALTIC / UKC 12kT	14 156,0	15 610,0	▼	15663,4
BALTIC / UKC 6kT	7 116,0	7 477,0	▼	7568,3

SMALL TANKERS - AFRICA

CPP

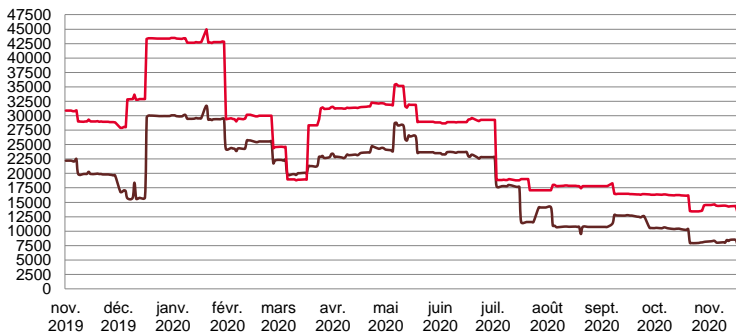
LUMPSUM (000's US\$)



	TODAY	THURSDAY	DAILY TREND	MTD AVERAGE
XWAF 15kT	100 000,0	100 000,0	↔	101333,3
XWAF 10kT	85 000,0	85 000,0	↔	88666,7

For detailed information, visit our website :  
Riverlake Online Timecharter Equivalent Calculation :  
<http://www.riverlake.ch/en/utilities/rtcalc.php>

TIME CHARTER EQUIVALENT (\$/DAY)



	TODAY	THURSDAY	DAILY TREND	MTD AVERAGE
XWAF 15kT	7 771,0	7 818,0	▼	8124,3
XWAF 10kT	13 348,0	13 365,0	▼	14141,2

For other RTI's, fixture reports, analysis and forecasts go to [www.riverlake.ch](http://www.riverlake.ch).

Disclaimer:  
This report has been prepared by Riverlake. The rates contained herein are indicative only. Rate indications are as of the date of publication and are subject to change without notice. Riverlake does not assume any liability or responsibility for the correctness or completeness of the information contained herein. The above report is Copyright of Riverlake. No unauthorised reproduction or redistribution without permission from Riverlake.